



BRITISH AUTOMOBILE RACING CLUB RACE RESULTS

Dunlop Mini Se7en Challenge RACE 10 - CLASSIFICATION

BULLETIN No: 33



ISSUED: 13.00

POS	NO	CL	NAME	ENTRY	LAPS	TIME	GAP	DIFF	MPH	BEST	ON
1	35		Paul SPARK	Mini Seven	10	18:04.672			70.52	1:46.796	3
2	6		James COULSON	Mini Seven	10	18:06.521	1.849	1.849	70.40	1:47.017	3
3	5		Graeme DAVIS	Mini Seven	10	18:08.864	4.192	2.343	70.25	1:47.298	7
4	46		Max HUNTER	Mini Seven	10	18:10.739	6.067	1.875	70.13	1:46.937	2
5	87		Ashley DAVIES	Mini Seven	10	18:25.858	21.186	15.119	69.17	1:48.316	2
6	9		Darren THOMAS	Mini Seven	10	18:26.681	22.009	0.823	69.12	1:48.323	5
7	8		Gareth HUNT	Mini Seven	10	18:28.661	23.989	1.980	69.00	1:48.732	4
8	36		Damon ASTIN	Mini Seven	10	18:29.100	24.428	0.439	68.97	1:48.297	2
9	91		Julian AFFLECK	Mini Seven S	10	18:35.871	31.199	6.771	68.55	1:49.520	3
10	95		Julian PROCTOR	Mini Seven S	10	18:42.166	37.494	6.295	68.17	1:50.088	2
11	88		Kieren MCDONALD	Mini Seven	10	18:45.807	41.135	3.641	67.95	1:49.929	3
12	2		Andrew DEVINY	Mini Seven	10	18:47.310	42.638	1.503	67.86	1:46.645	3
13	28		Jabez DYER	Mini Seven	10	18:48.758	44.086	1.448	67.77	1:50.791	2
14	25		Mike RAYNER	Mini Seven	10	19:01.364	56.692	12.606	67.02	1:51.402	5
15	38		Steven HOPPER	Mini Seven	10	19:02.751	58.079	1.387	66.94	1:51.317	3
16	69		Steve TRENCH	Mini Seven	10	19:49.336	1:44.664	46.585	64.32	1:52.987	2
17	92		Kevin O'SHEA	Mini Seven S	10	19:56.977	1:52.305	7.641	63.91	1:56.286	6
NOT CLASSIFIED					6	13:41.330	4 laps	4 laps	55.88	1:55.300	6
DNF	63		David ROBINSON	Mini Seven	3	8:07.996	7 laps	3 laps	47.02	1:50.986	2
DNF	44		Adam SMITH	Mini Seven							
FASTEST LAP					3	1:46.645		71.73 mph		115.44 kph	
	2		Andrew DEVINY	Mini Seven		1:49.520		69.85 mph			
	91		J. AFFLECK	S-Class							

NS: 77, 60, 7, 33

Weather / Track : Cloudy / Dry
These results are provisional until the conclusion of any judicial and technical matters.

Croft
Circuit Length = 2.1250 miles
Start: 12:37 End: 12:57

Clerk of Course:	Timekeeper:
 13.00	

www.tsl-timing.com

Printed - 12.57 Sundav. 25 September 2011

THESE RESULTS REMAIN PROVISIONAL FOR A MINIMUM OF 30 MINUTES FROM THE TIME OF ISSUE

ISSUED BY: The British Automobile Racing Club Ltd, Thruxton Circuit, Andover, Hampshire SP11 8PN
Tel: (01264 882200) Fax: (01264) 882233 e-mail: competitions@barc.ne



BRITISH AUTOMOBILE RACING CLUB GRID POSITIONS

Dunlop Mini Se7en Challenge
RACE 10 - GRID

BULLETIN No: 04

ISSUED: 10.24

ROW 11	63 David ROBINSON		
ROW 10	69 Steve TRENCH	1:53.841	92 Kevin O'SHEA 1:57.038
ROW 9	25 Mike RAYNER 1:53.113	60 Malcom KEAT 1:53.423	
ROW 8	88 Kieren MCDONALD 1:52.050		95 Julian PROCTOR 1:52.858
ROW 7	44 Adam SMITH 1:51.416	38 Steven HOPPER 1:51.948	
ROW 6	28 Jabez DYER 1:50.336		91 Julian AFFLECK 1:51.108
ROW 5	9 Darren THOMAS 1:49.966	87 Ashley DAVIES 1:50.290	
ROW 4	8 Gareth HUNT 1:49.355		77 Tristen KNIGHT 1:49.826
ROW 3	35 Paul SPARK 1:47.832	36 Damon ASTIN 1:49.303	
ROW 2	6 James COULSON 1:47.607		5 Graeme DAVIS 1:47.826
ROW 1	2 Andrew DEVINY 1:46.591	46 Max HUNTER 1:47.173	
Pole			

Croft
Circuit Length = 2.1250 miles

These results are provisional until the conclusion of any judicial and technical matters.

Clerk of Course:  10.24	Timekeeper: 
---	--

Printed - 10.19 Saturday, 24 September 2011

THESE RESULTS REMAIN PROVISIONAL FOR A MINIMUM OF 30 MINUTES FROM THE TIME OF ISSUE

ISSUED BY: BARC, Thruxton Circuit, Andover, Hampshire SP11 8PN



Tel: (01264 882200)

Fax: (01264 882233)

email: competitions@barc.net



BRITISH AUTOMOBILE RACING CLUB RACE RESULTS

Dunlop Mini Se7en Challenge RACE 2 - CLASSIFICATION

BULLETIN No: 23

ISSUED: 15.03

POS	NO	CL	NAME	ENTRY	LAPS	TIME	GAP	DIFF	MPH	BEST	ON
1	2		Andrew DEVINY	Mini Seven	10	17:59.429			70.87	1:46.308	4
2	35		Paul SPARK	Mini Seven	10	18:02.283	2.854	2.854	70.68	1:46.652	3
3	6		James COULSON	Mini Seven	10	18:03.006	3.577	0.723	70.63	1:46.748	4
4	46		Max HUNTER	Mini Seven	10	18:04.484	5.055	1.478	70.54	1:46.473	3
5	8		Gareth HUNT	Mini Seven	10	18:22.189	22.760	17.705	69.40	1:48.913	2
6	36		Damon ASTIN	Mini Seven	10	18:23.655	24.226	1.466	69.31	1:48.459	7
7	87		Ashley DAVIES	Mini Seven	10	18:24.426	24.997	0.771	69.26	1:48.768	6
8	9		Darren THOMAS	Mini Seven	10	18:37.323	37.894	12.897	68.46	1:48.565	7
9	28		Jabez DYER	Mini Seven	10	18:38.497	39.068	1.174	68.39	1:50.057	3
10	91		Julian AFFLECK	Mini Seven S	10	18:39.383	39.954	0.886	68.34	1:50.179	2
11	88		Kieren MCDONALD	Mini Seven	10	18:42.172	42.743	2.789	68.17	1:50.170	4
12	44		Adam SMITH	Mini Seven	10	18:51.770	52.341	9.598	67.59	1:51.269	2
13	38		Steven HOPPER	Mini Seven	10	18:57.113	57.684	5.343	67.27	1:50.787	4
14	25		Mike RAYNER	Mini Seven	10	19:07.619	1:08.190	10.506	66.66	1:52.404	2
15	69		Steve TRENCH	Mini Seven	10	19:08.134	1:08.705	0.515	66.63	1:52.682	10
16	92		Kevin O'SHEA	Mini Seven S	10	19:57.510	1:58.081	49.378	63.88	1:56.567	2

NOT CLASSIFIED

DNF	60		Malcom KEAT	Mini Se7en	7	13:24.081	3 laps	3 laps	66.59	1:51.380	2
DNF	95		Julian PROCTOR	Mini Seven S	4	7:38.134	6 laps	3 laps	66.79	1:51.114	2
DNF	63		David ROBINSON	Mini Seven	3	6:00.675	7 laps	1 lap	63.63	1:55.398	3
DNF	5		Graeme DAVIS	Mini Seven	3	12:12.399	7 laps	3:50.773	31.33	1:46.827	2
DNF	77		Tristen KNIGHT	Mini Seven	1	4:37.046	9 laps	2 laps	27.61		

FASTEST LAP

2	Andrew DEVINY	Mini Seven	4	1:46.308	71.96 mph	115.81 kph
91	J. AFFLECK	S-class		1:50.179	69.43 mph	

NS: 7, 33

Weather / Track : Cloudy / Dry

These results are provisional until the conclusion of any judicial and technical matters.

Croft

Circuit Length = 2.1250 miles

Start: 14:41 End: 15:01

Clerk of Course :  15.03	Timekeeper : 
--	---

www.tsl-timing.com

Printed - 15.01 Saturday, 24 September 2011

THESE RESULTS REMAIN PROVISIONAL FOR A MINIMUM OF 30 MINUTES FROM THE TIME OF ISSUE

ISSUED BY: The British Automobile Racing Club Ltd, Thruxton Circuit, Andover, Hampshire SP11 8PN
Tel: (01264 882200) Fax: (01264) 882233 e-mail: competitions@barc.ne



Dunlop Mini Se7en Challenge

RACE 2 - GRID

ROW 11	63 David ROBINSON		
ROW 10		1:53.690 69 Steve TRENCH	1:56.738 92 Kevin O'SHEA
ROW 9	1:52.551 60 Malcom KEAT		1:52.679 25 Mike RAYNER
ROW 8		1:51.354 44 Adam SMITH	1:52.390 95 Julian PROCTOR
ROW 7	1:51.135 88 Kieren MCDONALD		1:51.321 38 Steven HOPPER
ROW 6		1:49.799 87 Ashley DAVIES	1:50.382 91 Julian AFFLECK
ROW 5	1:49.594 28 Jabez DYER		1:49.719 9 Darren THOMAS
ROW 4		1:49.104 77 Tristen KNIGHT	1:49.253 36 Damon ASTIN
ROW 3	1:47.723 5 Graeme DAVIS		1:49.084 8 Gareth HUNT
ROW 2		1:47.088 35 Paul SPARK	1:47.581 6 James COULSON
ROW 1	1:46.371 2 Andrew DEVINY		1:47.032 46 Max HUNTER
Pole			

Croft
Circuit Length = 2.1250 miles

These results are provisional until the conclusion of any judicial and technical matters.

Clerk of Course  10.23	Timekeeper 
---	---

Printed - 10.17 Saturday, 24 September 2011



BRITISH AUTOMOBILE RACING CLUB QUALIFYING TIMES

Dunlop Mini Se7en Challenge QUALIFYING - RACE 2 - CLASSIFICATION

BULLETIN No: 03

ISSUED: 10.22

POS	NO	CL	NAME	ENTRY	TIME	ON	LAPS	GAP	DIFF	MPH
1	2		Andrew DEVINY	Mini Seven	1:46.371	4	8			71.91
2	46		Max HUNTER	Mini Seven	1:47.032	4	7	0.661	0.661	71.47
3	35		Paul SPARK	Mini Seven	1:47.088	6	7	0.717	0.056	71.43
4	6		James COULSON	Mini Seven	1:47.581	5	8	1.210	0.493	71.11
5	5		Graeme DAVIS	Mini Seven	1:47.723	3	8	1.352	0.142	71.01
6	8		Gareth HUNT	Mini Seven	1:49.084	4	7	2.713	1.361	70.13
7	77		Tristen KNIGHT	Mini Seven	1:49.104	5	7	2.733	0.020	70.11
8	36		Damon ASTIN	Mini Seven	1:49.253	7	7	2.882	0.149	70.02
9	28		Jabez DYER	Mini Seven	1:49.594	4	7	3.223	0.341	69.80
10	9		Darren THOMAS	Mini Seven	1:49.719	5	6	3.348	0.125	69.72
11	87		Ashley DAVIES	Mini Seven	1:49.799	7	7	3.428	0.080	69.67
12	91		Julian AFFLECK	Mini Seven S	1:50.382	3	7	4.011	0.583	69.30
13	88		Kieren MCDONALD	Mini Seven	1:51.135	5	7	4.764	0.753	68.83
14	38		Steven HOPPER	Mini Seven	1:51.321	4	7	4.950	0.186	68.72
15	44		Adam SMITH	Mini Seven	1:51.354	5	7	4.983	0.033	68.70
16	95		Julian PROCTOR	Mini Seven S	1:52.390	7	7	6.019	1.036	68.06
17	60		Malcom KEAT	Mini Se7en	1:52.551	5	7	6.180	0.161	67.97
18	25		Mike RAYNER	Mini Seven	1:52.679	6	7	6.308	0.128	67.83
19	69		Steve TRENCH	Mini Seven	1:53.690	7	7	7.319	1.011	67.28
20	92		Kevin O'SHEA	Mini Seven S	1:56.738	7	7	10.367	3.048	65.53
21	63		David ROBINSON	Mini Seven		0	0			
	7		Nathan Burge	7	-					
	33		Geoff Taylor	7	-					

GRID ON REVERSE

Weather / Track : Sunny / Dry

These results are provisional until the conclusion of any judicial and technical matters.

Croft

Circuit Length = 2.1250 miles

Start: 09:58 End: 10:15

Clerk of Course  10.22	Timekeeper : 
---	---

www.tsl-timing.com

Printed - 10.16 Saturday, 24 September 2011

THESE RESULTS REMAIN PROVISIONAL FOR A MINIMUM OF 30 MINUTES FROM THE TIME OF ISSUE

ISSUED BY: The British Automobile Racing Club Ltd, Thruxton Circuit, Andover, Hampshire SP11 8PN