



**DUNLOP NATIONAL MINI  
CHALLENGE SUPPORTED BY MINI  
SPARES - MIGLIA**

**Snetterton 300 Circuit**

**8<sup>th</sup> / 9<sup>th</sup> May 2021**



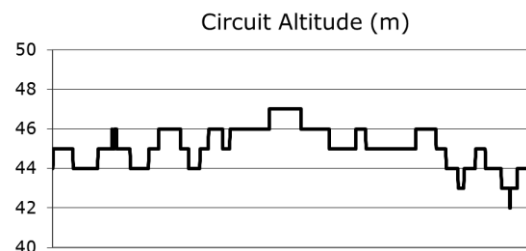
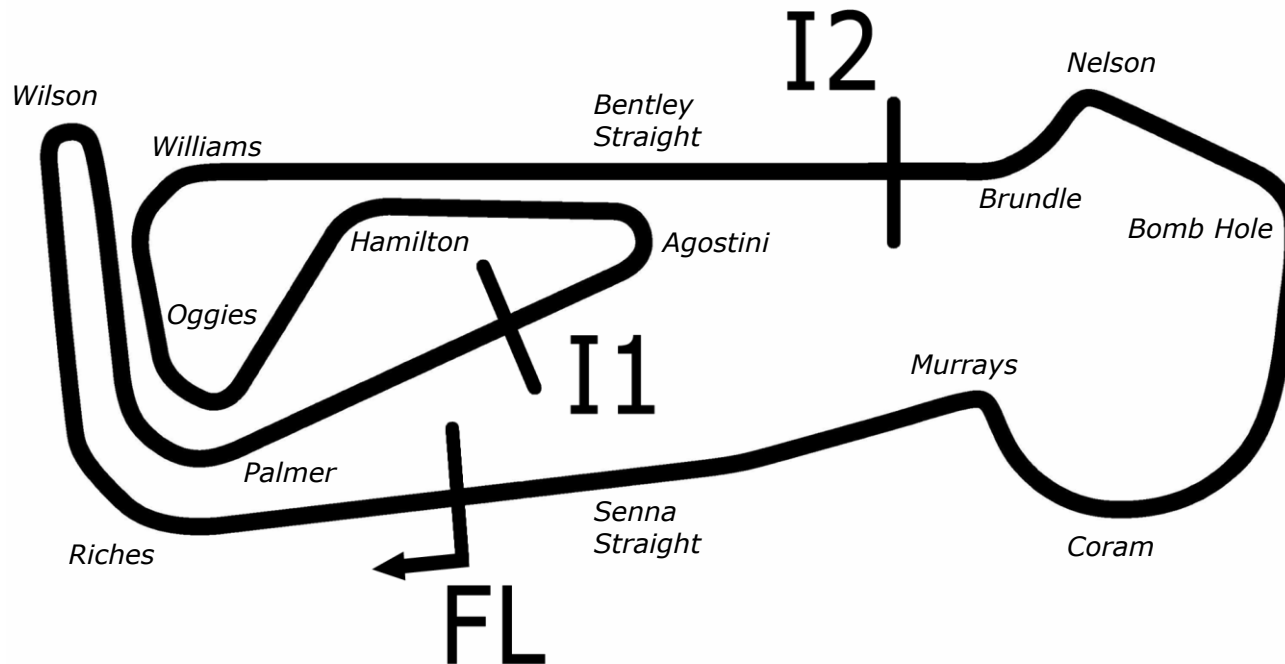
**Results Provided by Timing Solutions Ltd**  
[www.tsl-timing.com](http://www.tsl-timing.com)

# Snetterton 300



SPORTS TIMING

TIMING SOLUTIONS LTD



Length	2.9689 miles	4778.0 m	
FL		52.46340 N	0.94476 E
I1	1545m	52.46487 N	0.94466 E
I2	3198m	52.46617 N	0.94964 E
Pit Entry	4572m	52.46364 N	0.94774 E
Pit Exit	40m after FL	52.46338 N	0.94420 E
Pit Entry-Pit Exit 246m, 14.7s @60kph, 11.0s @80kph			

All results available at [www.tsl-timing.com](http://www.tsl-timing.com)

# Dunlop Mini Challenge supported by Mini Spares - Miglia

## QUALIFYING - RACE 3 - CLASSIFICATION

POS	NO	CL	PIC NAME	ENTRY	TIME	ON	LAPS	GAP	DIFF	MPH
1	77	Mig	1 Andrew JORDAN	Mini Miglia 1293	2:39.131	6	6			67.16
2	11	Mig	2 Kane ASTIN	Mini Miglia 1293	2:39.668	8	8	0.537	0.537	66.93
3	21	Mig	3 Aaron SMITH	Mini Miglia 1293	2:42.185	6	7	3.054	2.517	65.90
4	85	Mig	4 Sam SUMMERHAYES	Mini Miglia 1293	2:43.584	5	7	4.453	1.399	65.33
5	55	Mig	5 Ben COLBURN	Mini Miglia 1293	2:43.793	8	8	4.662	0.209	65.25
6	23	Mig	6 Rupert DEETH	Mini Miglia 1293	2:44.600	5	6	5.469	0.807	64.93
7	25	Mig	7 James COLBURN	Mini Miglia 1293	2:45.218	8	8	6.087	0.618	64.69
8	37	Mig	8 James CUTHBERTSON	Mini Miglia 1293	2:45.245	8	8	6.114	0.027	64.68
9	34	Mig	9 Joe FERGUSON	Mini Miglia 1293	2:47.232	3	3	8.101	1.987	63.91
10	4	Mig	10 Colin PEACOCK	Mini Miglia 1293	2:47.349	8	8	8.218	0.117	63.86
11	20	Mig	11 Mark SIMS	Mini Miglia 1293	2:47.674	8	8	8.543	0.325	63.74
12	88	Mig	12 Kieren MCDONALD	Mini Miglia 1293	2:48.068	6	6	8.937	0.394	63.59
13	49	Mig	13 Martin WAGER	Mini Miglia 1293	2:49.945	4	7	10.814	1.877	62.89
14	91	Mig	14 Thorburn ASTIN	Mini Miglia 1293	2:54.760	5	6	15.629	4.815	61.15
15	44	Mig	15 Shaun KING	Mini Miglia 1275	2:56.336	6	7	17.205	1.576	60.61
16	219	Lib	1 Richard COLBURN	Mini Libre 1293	2:56.692	4	7	17.561	0.356	60.48
17	69	Mig	16 Tony LE MAY	Mini Miglia 1293	2:57.555	4	7	18.424	0.863	60.19
18	177	Lib	2 Peter CREWES	Mini Libre 1380	2:57.597	5	5	18.466	0.042	60.18
19	96	Mig	17 Justin COOPER	Mini Miglia 1297	3:06.867	7	8	27.736	9.270	57.19
20	113	Lib	3 Phil HARVEY	Mini Libre 1380	3:16.049	3	7	36.918	9.182	54.51
21	133	Lib	4 Les STANTON	Mini Libre 1293	3:19.322	5	5	40.191	3.273	53.62
22	126	Lib	5 Peter HILLS	Mini Libre 1380	3:24.181	3	4	45.050	4.859	52.34

Weather / Track : Rain / Wet

These results are provisional until the conclusion of any judicial and technical matters.

Snetterton 300

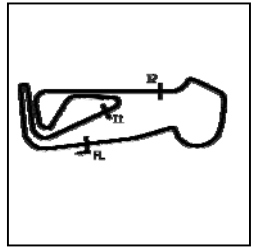
Circuit Length = 2.9689 miles

Start: 10:34 Flag 10:54 End: 10:57

Clerk Of Course : Andrew Outterside	Stewards :	Timekeeper : Lisa Sneader
-------------------------------------	------------	---------------------------

# Dunlop Mini Challenge supported by Mini Spares - Miglia

## QUALIFYING - RACE 3 - SECTOR ANALYSIS



SECTOR 1 = FL to I1, SECTOR 2 = I1 to I2, SECTOR 3 = I2 to FL, DIFF = Difference To Personal Best Lap, P = Crossed Finish Line in Pit Lane, D = Time Disallowed

P1 77 Mig Andrew JORDAN		Mini Miglia 1293					
IDEAL LAP TIME : 2:38.859		BEST LAP TIME : 2:39.131		DIFFERENCE : 0.272			
LAP	SECTOR 1	SECTOR 2	SECTOR 3	LAP TIME	MPH	DIFF	TIME OF DAY
1 -			IN PIT			<b>P</b>	10:34:06.855
2 -	OUTLAP	1:01.225	58.883	2:57.117	60.34	17.986	10:37:03.972
3 -	51.551	57.005	55.703	2:44.259	65.06	5.128	10:39:48.231
4 -	49.004	56.488	54.090	2:39.582 (3)	66.97	0.451	10:42:27.813
5 -	<b>48.976</b>	<b>56.049</b>	54.182	2:39.207 (2)	67.13	0.076	10:45:07.020
6 -	49.055	56.242	<b>53.834</b>	<b>2:39.131 (1)</b>	<b>67.16</b>		<b>10:47:46.151</b>

P2 11 Mig Kane ASTIN		Mini Miglia 1293					
IDEAL LAP TIME : 2:39.322		BEST LAP TIME : 2:39.668		DIFFERENCE : 0.346			
LAP	SECTOR 1	SECTOR 2	SECTOR 3	LAP TIME	MPH	DIFF	TIME OF DAY
1 -			IN PIT			<b>P</b>	10:34:08.567
2 -	OUTLAP	59.615	58.408	2:53.842	61.48	14.174	10:37:02.409
3 -	51.831	58.249	56.473	2:46.553	64.17	6.885	10:39:48.962
4 -	1:04.709	56.723	56.473	2:57.905	60.07	18.237	10:42:46.867
5 -	50.503	57.128	55.775	2:43.406	65.40	3.738	10:45:30.273
6 -	49.891	57.116	56.098	2:43.105 (3)	65.52	3.437	10:48:13.378
7 -	49.408	56.454	56.967	2:42.829 (2)	65.63	3.161	10:50:56.207
8 -	48.980	<b>55.893</b>	<b>54.795</b>	<b>2:39.668 (1)</b>	<b>66.93</b>		<b>10:53:35.875</b>

P3 21 Mig Aaron SMITH		Mini Miglia 1293					
IDEAL LAP TIME : 2:41.917		BEST LAP TIME : 2:42.185		DIFFERENCE : 0.268			
LAP	SECTOR 1	SECTOR 2	SECTOR 3	LAP TIME	MPH	DIFF	TIME OF DAY
1 -			IN PIT			<b>P</b>	10:35:55.325
2 -	OUTLAP	1:00.781	59.517	3:01.093	59.01	18.908	10:38:56.418
3 -	53.220	58.311	57.839	2:49.370	63.10	7.185	10:41:45.788
4 -	52.123	58.181	57.153	2:47.457 (3)	63.82	5.272	10:44:33.245
5 -	50.757	58.207	57.409	2:46.373 (2)	64.24	4.188	10:47:19.618
6 -	50.197	<b>56.693</b>	<b>55.295</b>	<b>2:42.185 (1)</b>	<b>65.90</b>		<b>10:50:01.803</b>
7 -	1:23.222	1:03.211	56.722	3:23.155	52.61	40.970	10:53:24.958

P4 85 Mig Sam SUMMERHAYES		Mini Miglia 1293					
IDEAL LAP TIME : 2:41.305		BEST LAP TIME : 2:43.584		DIFFERENCE : 2.279			
LAP	SECTOR 1	SECTOR 2	SECTOR 3	LAP TIME	MPH	DIFF	TIME OF DAY
1 -			IN PIT			<b>P</b>	10:34:21.406
2 -	OUTLAP	1:07.751	58.024	3:03.142	58.35	19.558	10:37:24.548
3 -	53.730	59.706	57.580	2:51.016 (2)	62.49	7.432	10:40:15.564
4 -	1:02.908	58.020	56.685	2:57.613 (3)	60.17	14.029	10:43:13.177
5 -	52.095	57.500	<b>53.989</b>	<b>2:43.584 (1)</b>	<b>65.33</b>		<b>10:45:56.761</b>
6 -	52.208	1:03.182	IN PIT	4:34.568	<b>P</b> 38.92	1:50.984	10:50:31.329
7 -	OUTLAP	1:02.867	56.163	2:56.086	60.69	12.502	10:53:27.415

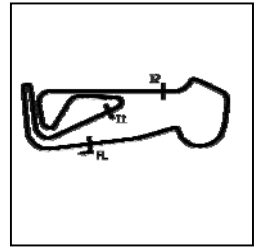
P5 55 Mig Ben COLBURN		Mini Miglia 1293					
IDEAL LAP TIME : 2:43.793		BEST LAP TIME : 2:43.793		DIFFERENCE : 0.000			
LAP	SECTOR 1	SECTOR 2	SECTOR 3	LAP TIME	MPH	DIFF	TIME OF DAY
1 -			IN PIT			<b>P</b>	10:34:59.008
2 -	OUTLAP	1:00.987	1:08.266	3:10.595	56.07	26.802	10:38:09.603
3 -	52.348	59.605	57.419	2:49.372	63.10	5.579	10:40:58.975
4 -	52.506	57.646	56.107	2:46.259 (3)	64.28	2.466	10:43:45.234
5 -	51.089	58.571	56.524	2:46.184 (2)	64.31	2.391	10:46:31.418
6 -	52.142	59.470	56.759	2:48.371	63.47	4.578	10:49:19.789
7 -	53.483	58.020	55.698	2:47.201	63.92	3.408	10:52:06.990
8 -	<b>50.979</b>	<b>57.225</b>	<b>55.589</b>	<b>2:43.793 (1)</b>	<b>65.25</b>		<b>10:54:50.783</b>

Weather / Track : Rain / Wet

Snetterton 300  
Circuit Length = 2.9689 miles  
Start: 10:34 Flag 10:54 End: 10:57

# Dunlop Mini Challenge supported by Mini Spares - Miglia

## QUALIFYING - RACE 3 - SECTOR ANALYSIS



SECTOR 1 = FL to I1, SECTOR 2 = I1 to I2, SECTOR 3 = I2 to FL, DIFF = Difference To Personal Best Lap, P = Crossed Finish Line in Pit Lane, D = Time Disallowed

P6 23 Mig		Rupert DEETH		Mini Miglia 1293			
IDEAL LAP TIME : 2:44.566		BEST LAP TIME : 2:44.600		DIFFERENCE : 0.034			
LAP	SECTOR 1	SECTOR 2	SECTOR 3	LAP TIME	MPH	DIFF	TIME OF DAY
1 -			IN PIT			<b>P</b>	10:35:02.477
2 -	OUTLAP	1:00.013	1:04.576	3:04.910	57.80	20.310	10:38:07.387
3 -	51.728	57.628	57.973	2:47.329	63.87	2.729	10:40:54.716
4 -	52.881	57.487	56.304	2:46.672 (3)	64.12	2.072	10:43:41.388
5 -	<b>51.209</b>	57.180	<b>56.211</b>	<b>2:44.600 (1)</b>	<b>64.93</b>		<b>10:46:25.988</b>
6 -	51.565	<b>57.146</b>	56.787	2:45.498 (2)	64.58	0.898	10:49:11.486

P7 25 Mig		James COLBURN		Mini Miglia 1293			
IDEAL LAP TIME : 2:44.077		BEST LAP TIME : 2:45.218		DIFFERENCE : 1.141			
LAP	SECTOR 1	SECTOR 2	SECTOR 3	LAP TIME	MPH	DIFF	TIME OF DAY
1 -			IN PIT			<b>P</b>	10:34:55.860
2 -	OUTLAP	1:02.128	1:05.281	3:07.847	56.89	22.629	10:38:03.707
3 -	53.147	58.285	59.159	2:50.591	62.65	5.373	10:40:54.298
4 -	53.769	58.646	56.709	2:49.124	63.19	3.906	10:43:43.422
5 -	52.119	58.215	56.949	2:47.283 (3)	63.89	2.065	10:46:30.705
6 -	52.210	59.242	56.368	2:47.820	63.68	2.602	10:49:18.525
7 -	<b>51.514</b>	<b>56.952</b>	57.346	2:45.812 (2)	64.45	0.594	10:52:04.337
8 -	51.597	58.010	<b>55.611</b>	<b>2:45.218 (1)</b>	<b>64.69</b>		<b>10:54:49.555</b>

P8 37 Mig		James CUTHBERTSON		Mini Miglia 1293			
IDEAL LAP TIME : 2:45.245		BEST LAP TIME : 2:45.245		DIFFERENCE : 0.000			
LAP	SECTOR 1	SECTOR 2	SECTOR 3	LAP TIME	MPH	DIFF	TIME OF DAY
1 -			IN PIT			<b>P</b>	10:34:31.672
2 -	OUTLAP	1:02.662	1:01.938	3:04.874	57.81	19.629	10:37:36.546
3 -	55.566	1:01.493	59.235	2:56.294	60.62	11.049	10:40:32.840
4 -	54.636	59.253	59.342	2:53.231 (2)	61.69	7.986	10:43:26.071
5 -	1:00.361	1:00.781	59.414	3:00.556	59.19	15.311	10:46:26.627
6 -	55.984	1:00.480	58.222	2:54.686 (3)	61.18	9.441	10:49:21.313
7 -	53.325	1:03.369	58.208	2:54.902	61.10	9.657	10:52:16.215
8 -	<b>51.808</b>	<b>57.307</b>	<b>56.130</b>	<b>2:45.245 (1)</b>	<b>64.68</b>		<b>10:55:01.460</b>

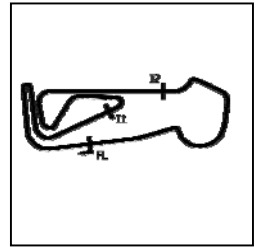
P9 34 Mig		Joe FERGUSON		Mini Miglia 1293			
IDEAL LAP TIME : 2:47.232		BEST LAP TIME : 2:47.232		DIFFERENCE : 0.000			
LAP	SECTOR 1	SECTOR 2	SECTOR 3	LAP TIME	MPH	DIFF	TIME OF DAY
1 -			IN PIT			<b>P</b>	10:34:09.878
2 -	OUTLAP	59.924	59.614	2:58.518	59.87	11.286	10:37:08.396
3 -	<b>51.904</b>	<b>58.903</b>	<b>56.425</b>	<b>2:47.232 (1)</b>	<b>63.91</b>		<b>10:39:55.628</b>

P10 4 Mig		Colin PEACOCK		Mini Miglia 1293			
IDEAL LAP TIME : 2:47.184		BEST LAP TIME : 2:47.349		DIFFERENCE : 0.165			
LAP	SECTOR 1	SECTOR 2	SECTOR 3	LAP TIME	MPH	DIFF	TIME OF DAY
1 -			IN PIT			<b>P</b>	10:34:32.636
2 -	OUTLAP	1:03.805	1:02.620	3:07.971	56.86	20.622	10:37:40.607
3 -	55.842	59.359	58.693	2:53.894	61.46	6.545	10:40:34.501
4 -	54.086	58.673	58.979	2:51.738 (2)	62.23	4.389	10:43:26.239
5 -	54.973	59.341	59.578	2:53.892	61.46	6.543	10:46:20.131
6 -	54.076	59.344	59.629	2:53.049	61.76	5.700	10:49:13.180
7 -	53.250	<b>58.151</b>	1:00.591	2:51.992 (3)	62.14	4.643	10:52:05.172
8 -	<b>52.712</b>	58.316	<b>56.321</b>	<b>2:47.349 (1)</b>	<b>63.86</b>		<b>10:54:52.521</b>

Weather / Track : Rain / Wet

# Dunlop Mini Challenge supported by Mini Spares - Miglia

## QUALIFYING - RACE 3 - SECTOR ANALYSIS



SECTOR 1 = FL to I1, SECTOR 2 = I1 to I2, SECTOR 3 = I2 to FL, DIFF = Difference To Personal Best Lap, P = Crossed Finish Line in Pit Lane, D = Time Disallowed

P11 20 Mig		Mark SIMS		Mini Miglia 1293			
IDEAL LAP TIME : 2:46.650		BEST LAP TIME : 2:47.674		DIFFERENCE : 1.024			
LAP	SECTOR 1	SECTOR 2	SECTOR 3	LAP TIME	MPH	DIFF	TIME OF DAY
1 -			IN PIT			P	10:34:34.746
2 -	OUTLAP	1:03.096	1:03.113	3:06.877	57.19	19.203	10:37:41.623
3 -	57.069	1:00.952	59.213	2:57.234	60.30	9.560	10:40:38.857
4 -	54.577	1:00.476	IN PIT	3:55.711	45.34	1:08.037	10:44:34.568
5 -	OUTLAP	59.391	<b>56.572</b>	2:51.799	62.21	4.125	10:47:26.367
6 -	52.981	58.800	57.249	2:49.030 (3)	63.23	1.356	10:50:15.397
7 -	52.348	58.641	57.209	2:48.198 (2)	63.54	0.524	10:53:03.595
8 -	<b>51.553</b>	<b>58.525</b>	57.596	<b>2:47.674 (1)</b>	<b>63.74</b>		<b>10:55:51.269</b>

P12 88 Mig		Kieren MCDONALD		Mini Miglia 1293			
IDEAL LAP TIME : 2:47.217		BEST LAP TIME : 2:48.068		DIFFERENCE : 0.851			
LAP	SECTOR 1	SECTOR 2	SECTOR 3	LAP TIME	MPH	DIFF	TIME OF DAY
1 -			IN PIT			P	10:34:14.174
2 -	OUTLAP	1:01.297	1:08.210	3:08.033	56.84	19.965	10:37:22.207
3 -	54.893	59.178	58.604	2:52.675	61.89	4.607	10:40:14.882
4 -	53.473	58.200	58.487	2:50.160 (3)	62.81	2.092	10:43:05.042
5 -	53.082	58.742	58.259	2:50.083 (2)	62.84	2.015	10:45:55.125
6 -	52.999	<b>57.941</b>	<b>57.128</b>	<b>2:48.068 (1)</b>	<b>63.59</b>		<b>10:48:43.193</b>

P13 49 Mig		Martin WAGER		Mini Miglia 1293			
IDEAL LAP TIME : 2:49.135		BEST LAP TIME : 2:49.945		DIFFERENCE : 0.810			
LAP	SECTOR 1	SECTOR 2	SECTOR 3	LAP TIME	MPH	DIFF	TIME OF DAY
1 -	OUTLAP		IN PIT			P	10:34:52.255
2 -	OUTLAP	1:02.973	1:02.254	3:07.257	57.07	17.312	10:37:59.512
3 -	55.579	59.601	57.398	2:52.578 (2)	61.93	2.633	10:40:52.090
4 -	<b>53.263</b>	1:00.120	<b>56.562</b>	<b>2:49.945 (1)</b>	<b>62.89</b>		<b>10:43:42.035</b>
5 -	53.626	1:02.287	IN PIT	3:44.789	47.54	54.844	10:47:26.824
6 -	OUTLAP	59.927	59.330	2:55.352	60.95	5.407	10:50:22.176
7 -	53.724	<b>59.310</b>	IN PIT	5:19.451	33.45	2:29.506	10:55:41.627

P14 91 Mig		Thorburn ASTIN		Mini Miglia 1293			
IDEAL LAP TIME : 2:54.581		BEST LAP TIME : 2:54.760		DIFFERENCE : 0.179			
LAP	SECTOR 1	SECTOR 2	SECTOR 3	LAP TIME	MPH	DIFF	TIME OF DAY
1 -			IN PIT			P	10:34:17.789
2 -	OUTLAP	1:07.309	1:00.245	3:06.523	57.30	11.763	10:37:24.312
3 -	55.262	1:10.544	1:00.647	3:06.453	57.32	11.693	10:40:30.765
4 -	55.746	1:00.568	1:01.584	2:57.898 (3)	60.07	3.138	10:43:28.663
5 -	<b>55.250</b>	59.513	<b>59.997</b>	<b>2:54.760 (1)</b>	<b>61.15</b>		<b>10:46:23.423</b>
6 -	55.369	<b>59.334</b>	1:00.745	2:55.448 (2)	60.91	0.688	10:49:18.871

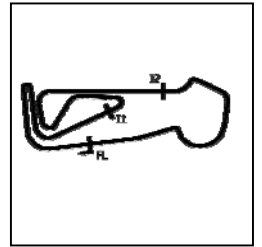
P15 44 Mig		Shaun KING		Mini Miglia 1275			
IDEAL LAP TIME : 2:54.565		BEST LAP TIME : 2:56.336		DIFFERENCE : 1.771			
LAP	SECTOR 1	SECTOR 2	SECTOR 3	LAP TIME	MPH	DIFF	TIME OF DAY
1 -			IN PIT			P	10:34:48.931
2 -	OUTLAP	1:04.839	IN PIT	4:05.572	43.52	1:09.236	10:38:54.503
3 -	OUTLAP	1:02.801	1:05.929	3:10.899	55.98	14.563	10:42:05.402
4 -	58.627	1:02.873	IN PIT	5:50.614	30.48	2:54.278	10:47:56.016
5 -	OUTLAP	1:00.574	1:02.061	3:01.877	58.76	5.541	10:50:57.893
6 -	54.856	1:00.733	<b>1:00.747</b>	<b>2:56.336 (1)</b>	<b>60.61</b>		<b>10:53:54.229</b>
7 -	<b>54.238</b>	<b>59.580</b>	1:02.773	2:56.591 (2)	60.52	0.255	10:56:50.820

Weather / Track : Rain / Wet

Snetterton 300  
Circuit Length = 2.9689 miles  
Start: 10:34 Flag 10:54 End: 10:57

# Dunlop Mini Challenge supported by Mini Spares - Miglia

## QUALIFYING - RACE 3 - SECTOR ANALYSIS



SECTOR 1 = FL to I1, SECTOR 2 = I1 to I2, SECTOR 3 = I2 to FL, DIFF = Difference To Personal Best Lap, P = Crossed Finish Line in Pit Lane, D = Time Disallowed

P16 219 Lib		Richard COLBURN		Mini Libre 1293			
IDEAL LAP TIME : 2:56.445		BEST LAP TIME : 2:56.692		DIFFERENCE : 0.247			
LAP	SECTOR 1	SECTOR 2	SECTOR 3	LAP TIME	MPH	DIFF	TIME OF DAY
1 -			IN PIT			<b>P</b>	10:34:54.522
2 -	OUTLAP	1:06.127	1:08.894	3:22.617	52.75	25.925	10:38:17.139
3 -	1:03.577	1:03.958	1:01.755	3:09.290	56.46	12.598	10:41:26.429
4 -	55.789	<b>1:00.408</b>	<b>1:00.495</b>	<b>2:56.692 (1)</b>	<b>60.48</b>		<b>10:44:23.121</b>
5 -	58.200	1:03.244	1:01.608	3:03.052	58.38	6.360	10:47:26.173
6 -	56.874	1:02.136	1:02.988	3:01.998 (3)	58.72	5.306	10:50:28.171
7 -	<b>55.542</b>	1:01.048	1:00.899	2:57.489 (2)	60.21	0.797	10:53:25.660

P17 69 Mig		Tony LE MAY		Mini Miglia 1293			
IDEAL LAP TIME : 2:54.840		BEST LAP TIME : 2:57.555		DIFFERENCE : 2.715			
LAP	SECTOR 1	SECTOR 2	SECTOR 3	LAP TIME	MPH	DIFF	TIME OF DAY
1 -			IN PIT			<b>P</b>	10:34:13.033
2 -	OUTLAP	1:19.921	1:02.819	3:21.822	52.95	24.267	10:37:34.855
3 -	56.248	1:04.479	1:02.832	3:03.559 (2)	58.22	6.004	10:40:38.414
4 -	56.040	1:01.586	59.929	<b>2:57.555 (1)</b>	<b>60.19</b>		<b>10:43:35.969</b>
5 -	56.070	1:02.862	IN PIT	4:10.625	<b>P</b>	1:13.070	10:47:46.594
6 -	OUTLAP	1:01.865	59.960	3:04.352	57.97	6.797	10:50:50.946
7 -	53.970	1:15.739	<b>59.592</b>	3:09.301 (3)	56.46	11.746	10:54:00.247

P18 177 Lib		Peter CREWES		Mini Libre 1380			
IDEAL LAP TIME : 2:57.597		BEST LAP TIME : 2:57.597		DIFFERENCE : 0.000			
LAP	SECTOR 1	SECTOR 2	SECTOR 3	LAP TIME	MPH	DIFF	TIME OF DAY
1 -			IN PIT			<b>P</b>	10:34:44.897
2 -	OUTLAP	1:12.662	1:14.232	3:31.636	50.50	34.039	10:38:16.533
3 -	1:02.620	1:00.463	1:02.640	3:05.723 (3)	57.54	8.126	10:41:22.256
4 -	56.935	1:00.363	1:01.752	2:59.050 (2)	59.69	1.453	10:44:21.306
5 -	<b>56.005</b>	<b>1:00.340</b>	<b>1:01.252</b>	<b>2:57.597 (1)</b>	<b>60.18</b>		<b>10:47:18.903</b>

P19 96 Mig		Justin COOPER		Mini Miglia 1297			
IDEAL LAP TIME : 3:06.867		BEST LAP TIME : 3:06.867		DIFFERENCE : 0.000			
LAP	SECTOR 1	SECTOR 2	SECTOR 3	LAP TIME	MPH	DIFF	TIME OF DAY
1 -			IN PIT			<b>P</b>	10:34:25.312
2 -	OUTLAP	1:08.328	1:07.300	3:20.991	53.17	14.124	10:37:46.303
3 -	1:02.950	1:06.858	1:04.341	3:14.149	55.05	7.282	10:41:00.452
4 -	59.843	1:05.692	1:06.728	3:12.263	55.59	5.396	10:44:12.715
5 -	1:00.483	1:06.212	1:05.222	3:11.917	55.69	5.050	10:47:24.632
6 -	1:00.063	1:04.483	1:04.619	3:09.165 (2)	56.50	2.298	10:50:33.797
7 -	<b>58.836</b>	<b>1:04.044</b>	<b>1:03.987</b>	<b>3:06.867 (1)</b>	<b>57.19</b>		<b>10:53:40.664</b>
8 -	59.496	1:04.954	1:06.416	3:10.866 (3)	55.99	3.999	10:56:51.530

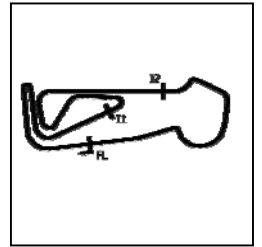
P20 113 Lib		Phil HARVEY		Mini Libre 1380			
IDEAL LAP TIME : 3:10.612		BEST LAP TIME : 3:16.049		DIFFERENCE : 5.437			
LAP	SECTOR 1	SECTOR 2	SECTOR 3	LAP TIME	MPH	DIFF	TIME OF DAY
1 -			IN PIT			<b>P</b>	10:34:20.601
2 -	OUTLAP	<b>1:05.458</b>	<b>1:04.993</b>	3:14.440	54.96		10:37:35.041
3 -	<b>1:00.161</b>	1:06.976	1:08.912	<b>3:16.049 (1)</b>	<b>54.51</b>		<b>10:40:51.090</b>
4 -	1:06.020	1:09.990	1:10.702	3:26.712 (3)	51.70	10.663	10:44:17.802
5 -	1:07.362	1:10.318	1:10.497	3:28.177	51.34	12.128	10:47:45.979
6 -	1:08.081	1:10.386	1:12.697	3:31.164	50.61	15.115	10:51:17.143
7 -	1:03.113	1:08.295	1:13.812	3:25.220 (2)	52.08	9.171	10:54:42.363

Weather / Track : Rain / Wet

Snetterton 300  
Circuit Length = 2.9689 miles  
Start: 10:34 Flag 10:54 End: 10:57

# Dunlop Mini Challenge supported by Mini Spares - Miglia

## QUALIFYING - RACE 3 - SECTOR ANALYSIS



SECTOR 1 = FL to I1, SECTOR 2 = I1 to I2, SECTOR 3 = I2 to FL, DIFF = Difference To Personal Best Lap, P = Crossed Finish Line in Pit Lane, D = Time Disallowed

<b>P21 133 Lib</b>		<b>Les STANTON</b>		Mini Libre 1293			
IDEAL LAP TIME : 3:18.463		BEST LAP TIME : 3:19.322		DIFFERENCE : 0.859			
LAP	SECTOR 1	SECTOR 2	SECTOR 3	LAP TIME	MPH	DIFF	TIME OF DAY
1 -			IN PIT			<b>P</b>	10:34:28.393
2 -	OUTLAP	1:15.037	1:18.944	3:48.068	46.86	28.746	10:38:16.461
3 -	1:12.494	1:12.075	IN PIT	4:38.372	<b>P</b> 38.39	1:19.050	10:42:54.833
4 -	OUTLAP	1:08.781	1:07.800	3:24.075	52.37	4.753	10:46:18.908
5 -	1:05.822	<b>1:06.933</b>	<b>1:06.567</b>	<b>3:19.322 (1)</b>	<b>53.62</b>		<b>10:49:38.230</b>

<b>P22 126 Lib</b>		<b>Peter HILLS</b>		Mini Libre 1380			
IDEAL LAP TIME : 3:22.877		BEST LAP TIME : 3:24.181		DIFFERENCE : 1.304			
LAP	SECTOR 1	SECTOR 2	SECTOR 3	LAP TIME	MPH	DIFF	TIME OF DAY
1 -			IN PIT			<b>P</b>	10:34:38.753
2 -	OUTLAP	1:11.392	1:16.062	3:36.842	49.28	12.661	10:38:15.595
3 -	<b>1:04.621</b>	1:10.314	<b>1:09.246</b>	<b>3:24.181 (1)</b>	<b>52.34</b>		<b>10:41:39.776</b>
4 -	1:05.297	<b>1:09.010</b>	1:09.932	3:24.239	<b>(2)</b> 52.33	0.058	10:45:04.015



# Dunlop Mini Challenge supported by Mini Spares - Miglia

## QUALIFYING - RACE 3 - BEST SECTORS

SECTOR 1			SECTOR 2			SECTOR 3			IDEAL / BEST COMPARISON						
POS	NO	NAME	TIME	NO	NAME	TIME	NO	NAME	TIME	POS	NO	NAME	IDEAL	BEST	DIFF
													<b>PERFECT LAP</b>	<b>2:38.361</b>	
1	11	ASTIN	48.634	11	ASTIN	55.893	77	JORDAN	53.834	1	77	JORDAN	2:38.859	2:39.131	0.272
2	77	JORDAN	48.976	77	JORDAN	56.049	85	SUMMERHAYES	53.989	2	11	ASTIN	2:39.322	2:39.668	0.346
3	21	SMITH	49.929	21	SMITH	56.693	11	ASTIN	54.795	3	85	SUMMERHAYES	2:41.305	2:43.584	2.279
4	85	SUMMERHAYES	49.955	25	COLBURN	56.952	21	SMITH	55.295	4	21	SMITH	2:41.917	2:42.185	0.268
5	55	COLBURN	50.979	23	DEETH	57.146	55	COLBURN	55.589	5	55	COLBURN	2:43.793	2:43.793	0.000
6	23	DEETH	51.209	55	COLBURN	57.225	25	COLBURN	55.611	6	25	COLBURN	2:44.077	2:45.218	1.141
7	25	COLBURN	51.514	37	CUTHBERTSON	57.307	37	CUTHBERTSON	56.130	7	23	DEETH	2:44.566	2:44.600	0.034
8	20	SIMS	51.553	85	SUMMERHAYES	57.361	23	DEETH	56.211	8	37	CUTHBERTSON	2:45.245	2:45.245	0.000
9	37	CUTHBERTSON	51.808	88	MCDONALD	57.941	4	PEACOCK	56.321	9	20	SIMS	2:46.650	2:47.674	1.024
10	34	FERGUSON	51.904	4	PEACOCK	58.151	34	FERGUSON	56.425	10	4	PEACOCK	2:47.184	2:47.349	0.165
11	88	MCDONALD	52.148	20	SIMS	58.525	49	WAGER	56.562	11	88	MCDONALD	2:47.217	2:48.068	0.851
12	4	PEACOCK	52.712	34	FERGUSON	58.903	20	SIMS	56.572	12	34	FERGUSON	2:47.232	2:47.232	0.000
13	49	WAGER	53.263	49	WAGER	59.310	88	MCDONALD	57.128	13	49	WAGER	2:49.135	2:49.945	0.810
14	69	LE MAY	53.755	91	ASTIN	59.334	69	LE MAY	59.592	14	44	KING	2:54.565	2:56.336	1.771
15	44	KING	54.238	44	KING	59.580	91	ASTIN	59.997	15	91	ASTIN	2:54.581	2:54.760	0.179
16	91	ASTIN	55.250	177	CREWES	1:00.340	219	COLBURN	1:00.495	16	69	LE MAY	2:54.840	2:57.555	2.715
17	219	COLBURN	55.542	219	COLBURN	1:00.408	44	KING	1:00.747	17	219	COLBURN	2:56.445	2:56.692	0.247
18	177	CREWES	56.005	69	LE MAY	1:01.493	177	CREWES	1:01.252	18	177	CREWES	2:57.597	2:57.597	0.000
19	96	COOPER	58.836	96	COOPER	1:04.044	96	COOPER	1:03.987	19	96	COOPER	3:06.867	3:06.867	0.000
20	113	HARVEY	1:00.161	113	HARVEY	1:05.458	113	HARVEY	1:04.993	20	113	HARVEY	3:10.612	3:16.049	5.437
21	126	HILLS	1:04.621	133	STANTON	1:06.933	133	STANTON	1:06.567	21	133	STANTON	3:18.463	3:19.322	0.859
22	133	STANTON	1:04.963	126	HILLS	1:09.010	126	HILLS	1:09.246	22	126	HILLS	3:22.877	3:24.181	1.304

Weather / Track : Rain / Wet

Results can be found at [www.tsl-timing.com](http://www.tsl-timing.com)

Snetterton 300

Circuit Length = 2.9689 miles

Start: 10:34 Flag 10:54 End: 10:57

Printed - 10:59 Saturday, 08 May 2021

# Dunlop Mini Challenge supported by Mini Spares - Miglia

## QUALIFYING - RACE 3 - STATISTICS

**Competitors Started** 22  
**Planned Start** 2021-05-08 @ 10:25:00.000  
**Actual Start** 2021-05-08 @ 10:34:04.711  
**Finish Time** 2021-05-08 @ 10:54:12.720  
**Track Length** 2.9689mi.  
**Total Laps** 146  
**Total Distance Covered** 433.4610mi.

### Session Fastest Lap History

NO	CL	NAME	LAP TIME	TIME OF DAY	LAP	VEHICLE
77	Mig	Andrew JORDAN	<b>2:44.259</b>	10:39:48.233	3	Mini Miglia 1293
77	Mig	Andrew JORDAN	<b>2:39.582</b>	10:42:27.813	4	Mini Miglia 1293
77	Mig	Andrew JORDAN	<b>2:39.207</b>	10:45:07.022	5	Mini Miglia 1293
77	Mig	Andrew JORDAN	<b>2:39.131</b>	10:47:46.151	6	Mini Miglia 1293

### Flag History

TYPE	TIME OF DAY
GREEN	10:34:04.711
FINISH	10:54:12.720

### Flag Statistics

TYPE	COUNT	TOTAL LAPS	TOTAL TIME
Green	1	8	23:12.644
Red	0	0	0.000
Safety Car	0	0	0.000
FCY	0	0	0.000

# Dunlop Mini Challenge supported by Mini Spares - Miglia

## QUALIFYING - RACE 3 - STATISTICS

CLASS : Lib

5 Starters

### Fastest Lap History

NO	NAME	LAP TIME	TIME OF DAY	LAP	VEHICLE
113	Phil HARVEY	<b>3:16.049</b>	10:40:51.090	3	Mini Libre 1380
177	Peter CREWES	<b>3:05.723</b>	10:41:22.267	3	Mini Libre 1380
177	Peter CREWES	<b>2:59.050</b>	10:44:21.316	4	Mini Libre 1380
219	Richard COLBURN	<b>2:56.692</b>	10:44:23.125	4	Mini Libre 1293

Weather / Track : Rain / Wet

Results can be found at [www.tsl-timing.com](http://www.tsl-timing.com)

Page 2 of 3

Snetterton 300  
Circuit Length = 2.9689 miles  
Start: 10:34 Flag 10:54 End: 10:57

Printed - 11:00 Saturday, 08 May 2021

# Dunlop Mini Challenge supported by Mini Spares - Miglia

## QUALIFYING - RACE 3 - STATISTICS

**CLASS : Mig**

17 Starters

### Fastest Lap History

NO	NAME	LAP TIME	TIME OF DAY	LAP	VEHICLE
77	Andrew JORDAN	<b>2:44.259</b>	10:39:48.233	3	Mini Miglia 1293
77	Andrew JORDAN	<b>2:39.582</b>	10:42:27.813	4	Mini Miglia 1293
77	Andrew JORDAN	<b>2:39.207</b>	10:45:07.022	5	Mini Miglia 1293
77	Andrew JORDAN	<b>2:39.131</b>	10:47:46.151	6	Mini Miglia 1293

Weather / Track : Rain / Wet

Results can be found at [www.tsl-timing.com](http://www.tsl-timing.com)


Page 3 of 3

Snetterton 300  
Circuit Length = 2.9689 miles  
Start: 10:34 Flag 10:54 End: 10:57

Printed - 11:00 Saturday, 08 May 2021

# Dunlop Mini Challenge supported by Mini Spares - Miglia

## RACE 3 - GRID (20 minutes) - AMENDED

ROW 14		3:24.181 27 <b>126</b> Peter HILLS	
ROW 13	25 <b>113</b> Phil HARVEY		3:19.322 26 <b>133</b> Les STANTON
ROW 12		2:56.692 23 <b>219</b> Richard COLBURN	2:57.597 24 <b>177</b> Peter CREWES
ROW 11			
ROW 10			
ROW 9	17 <b>96</b> Justin COOPER		
ROW 8		2:56.336 15 <b>44</b> Shaun KING	2:57.555 16 <b>69</b> Tony LE MAY
ROW 7	13 <b>49</b> Martin WAGER		2:54.760 14 <b>91</b> Thorburn ASTIN
ROW 6		2:47.674 11 <b>20</b> Mark SIMS	2:48.068 12 <b>88</b> Kieren MCDONALD
ROW 5	9 <b>34</b> Joe FERGUSON		2:47.349 10 <b>4</b> Colin PEACOCK
ROW 4		2:45.218 7 <b>25</b> James COLBURN	2:45.245 8 <b>37</b> James CUTHBERTSON
ROW 3	5 <b>55</b> Ben COLBURN		2:44.600 6 <b>23</b> Rupert DEETH
ROW 2		2:42.185 3 <b>21</b> Aaron SMITH	2:43.584 4 <b>85</b> Sam SUMMERHAYES
ROW 1	1 <b>77</b> Andrew JORDAN		2:39.668 2 <b>11</b> Kane ASTIN
	<b>Pole</b>		
			

Split grid

These results are provisional until the conclusion of any judicial and technical matters.

Snetterton 300  
Circuit Length = 2.9689 miles

Clerk Of Course : Andrew Outterside

Stewards :

Timekeeper : Lisa Sneader

# Dunlop Mini Challenge supported by Mini Spares - Miglia

## RACE 3 - CLASSIFICATION

POS	NO	CL	PIC NAME	ENTRY	LAPS	TIME	GAP	DIFF	MPH	BEST	ON
1	77	Mig	1 Andrew JORDAN	Mini Miglia 1293	8	20:53.395			68.21	2:15.001	6
2	23	Mig	2 Rupert DEETH	Mini Miglia 1293	8	20:53.905	0.510	0.510	68.19	2:14.988	5
3	55	Mig	3 Ben COLBURN	Mini Miglia 1293	8	20:55.259	1.864	1.354	68.11	2:16.762	5
4	21	Mig	4 Aaron SMITH	Mini Miglia 1293	8	20:56.022	2.627	0.763	68.07	2:20.116	5
5	34	Mig	5 Joe FERGUSON	Mini Miglia 1293	8	20:57.421	4.026	1.399	68.00	2:17.850	5
6	49	Mig	6 Martin WAGER	Mini Miglia 1293	8	20:59.639	6.244	2.218	67.88	2:20.863	3
7	4	Mig	7 Colin PEACOCK	Mini Miglia 1293	8	21:00.580	7.185	0.941	67.82	2:20.905	5
8	25	Mig	8 James COLBURN	Mini Miglia 1293	8	21:02.078	8.683	1.498	67.74	2:21.166	4
9	85	Mig	9 Sam SUMMERHAYES	Mini Miglia 1293	8	21:03.112	9.717	1.034	67.69	2:21.824	4
10	37	Mig	10 James CUTHBERTSON	Mini Miglia 1293	8	21:03.783	10.388	0.671	67.65	2:23.239	6
11	44	Mig	11 Shaun KING	Mini Miglia 1275	8	21:04.463	11.068	0.680	67.62	2:21.388	5
12	177	Lib	1 Peter CREWES	Mini Libre 1380	8	21:06.163	12.768	1.700	67.53	2:21.756	5
13	20	Mig	12 Mark SIMS	Mini Miglia 1293	8	21:07.553	14.158	1.390	67.45	2:25.375	3
14	96	Mig	13 Justin COOPER	Mini Miglia 1297	8	21:08.531	15.136	0.978	67.40	2:26.118	6
15	91	Mig	14 Thorburn ASTIN	Mini Miglia 1293	8	21:09.350	15.955	0.819	67.36	2:25.921	2
16	133	Lib	2 Les STANTON	Mini Libre 1293	8	21:36.224	42.829	26.874	65.96	2:32.822	4
17	126	Lib	3 Peter HILLS	Mini Libre 1380	7	21:37.035	1 Lap	1 Lap	57.68	2:28.494	4

### NOT CLASSIFIED

DNF	88	Mig	Kieren MCDONALD	Mini Miglia 1293	5	11:53.911	3 Laps	2 Laps	74.85	2:20.147	3
DNF	113	Lib	Phil HARVEY	Mini Libre 1380	2	5:56.100	6 Laps	3 Laps	60.02	2:54.988	1
DNF	69	Mig	Tony LE MAY	Mini Miglia 1293	1	5:09.900	7 Laps	1 Lap	34.48		
DNF	11	Mig	Kane ASTIN	Mini Miglia 1293	0						

### FASTEST LAP

	23	Mig	Rupert DEETH	Mini Miglia 1293	5	2:14.988			79.17 mph	127.42 kph	
	177	Lib	Peter CREWES	Mini Libre 1380	5	2:21.756			75.39 mph	121.34 kph	

Weather / Track : Overcast / Drying

These results are provisional until the conclusion of any judicial and technical matters.

Snetterton 300: 2.9689 miles

Race Distance: 8 Laps / 23.75 miles

Start: 16:50 Flag 17:11 End: 17:12

Clerk Of Course : Andrew Outterside	Stewards :	Timekeeper : Lisa Sneader
-------------------------------------	------------	---------------------------

# Dunlop Mini Challenge supported by Mini Spares - Miglia

## RACE 3 - LAP CHART

LAP 1 @ 16:53:00.589			LAP 2 @ 16:55:18.076			LAP 3 @ 16:57:34.359			LAP 4 @ 16:59:50.742			LAP 5 @ 17:02:05.857		
NO	BEHIND	LAP TIME	NO	BEHIND	LAP TIME	NO	BEHIND	LAP TIME	NO	BEHIND	LAP TIME	NO	BEHIND	LAP TIME
77		2:25.307	77		2:17.487	77		2:16.283	77		2:16.383	77		2:15.115
21	3.268	2:28.575	23	5.876	2:19.880	23	6.247	2:16.654	23	5.482	2:15.618	23	5.355	2:14.988
85	3.456	2:28.763	85	8.328	2:22.359	21	13.434	2:21.239	21	17.708	2:20.657	21	22.709	2:20.116
23	3.483	2:28.790	21	8.478	2:22.697	88	13.786	2:20.147	88	18.120	2:20.717	34	23.094	2:17.850
88	6.714	2:32.021	88	9.922	2:20.695	85	15.281	2:23.236	34	20.359	2:18.799	88	23.336	2:20.331
37	9.193	2:34.500	34	13.812	2:21.933	34	17.943	2:20.414	85	20.722	2:21.824	55	24.103	2:16.762
34	9.366	2:34.673	55	17.178	2:23.367	55	20.811	2:19.916	55	22.456	2:18.028	49	34.960	2:21.230
4	11.105	2:36.412	4	18.371	2:24.753	49	23.751	2:20.863	49	28.845	2:21.477	25	35.465	2:21.560
55	11.298	2:36.605	25	18.568	2:24.289	25	24.237	2:21.952	25	29.020	2:21.166	4	35.633	2:20.905
25	11.766	2:37.073	37	18.998	2:27.292	4	25.090	2:23.002	4	29.843	2:21.136	85	39.674	2:34.067
20	12.415	2:37.722	49	19.171	2:23.492	20	29.835	2:25.375	20	39.369	2:25.917	37	48.404	2:23.569
91	13.111	2:38.418	20	20.743	2:25.815	37	31.718	2:29.003	37	39.950	2:24.615	20	49.807	2:25.553
49	13.166	2:38.473	91	21.545	2:25.921	91	32.351	2:27.089	177	43.262	2:24.347	177	49.903	2:21.756
96	15.320	2:40.627	177	24.944	2:26.783	177	35.298	2:26.637	91	44.272	2:28.304	44	51.166	2:21.388
177	15.648	2:40.955	69	1 Lap	5:09.900 P	44	37.728	2:26.252	44	44.893	2:23.548	91	1:02.169	2:33.012
44	17.951	2:43.258	96	27.361	2:29.528	96	39.894	2:28.816	96	51.562	2:28.051	96	1:04.599	2:28.152
133	23.951	2:49.258	44	27.759	2:27.295	133	1:01.365	2:34.156	133	1:17.804	2:32.822	133	1:39.431	2:36.742
113	29.681	2:54.988	133	43.492	2:37.028	126	1 Lap	2:29.818	126	1 Lap	2:38.046	126	1 Lap	2:28.494
			126	1 Lap	5:40.931									
			113	1:13.306	3:01.112									

Weather / Track : Overcast / Drying

Results can be found at [www.tsl-timing.com](http://www.tsl-timing.com)

Page 1 of 2

Snetterton 300

Circuit Length = 2.9689 miles

Start: 16:50 Flag 17:11 End: 17:12

Printed - 17:14 Saturday, 08 May 2021

# Dunlop Mini Challenge supported by Mini Spares - Miglia

## RACE 3 - LAP CHART

LAP 6 @ 17:04:20.858			LAP 7 @ 17:06:39.636			LAP 8 @ 17:11:28.677		
NO	BEHIND	LAP TIME	NO	BEHIND	LAP TIME	NO	BEHIND	LAP TIME
77		2:15.001	77		2:18.778	77		4:49.041
23	6.218	2:15.864	23	4.352	2:16.912	23	0.510	4:45.199
21	28.062	2:20.354	55	32.676	2:23.313	55	1.864	4:18.229
55	28.141	2:19.039	21	33.800	2:24.516	21	2.627	4:17.868
34	32.951	2:24.858	34	36.256	2:22.083	34	4.026	4:16.811
49	41.749	2:21.790	49	1:06.523	2:43.552	49	6.244	3:48.762
4	42.188	2:21.556	4	1:07.818	2:44.408	4	7.185	3:48.408
25	42.845	2:22.381	25	1:10.161	2:46.094	25	8.683	3:47.563
85	51.238	2:26.565	85	1:10.471	2:38.011	85	9.717	3:48.287
37	56.642	2:23.239	37	1:10.885	2:33.021	37	10.388	3:48.544
44	58.858	2:22.693	44	1:11.649	2:31.569	44	11.068	3:48.460
177	59.895	2:24.993	177	1:12.525	2:31.408	177	12.768	3:49.284
20	1:01.281	2:26.475	20	1:14.513	2:32.010	20	14.158	3:48.686
91	1:15.163	2:27.995	96	1:33.739	2:36.801	96	15.136	3:30.438
96	1:15.716	2:26.118	91	1:39.140	2:42.755	91	15.955	3:25.856
133	1:58.712	2:34.282	133	2:34.953	2:55.019	133	42.829	2:56.917
126	1 Lap	2:30.791	126	1 Lap	2:52.036	126	1 Lap	2:56.919

Weather / Track : Overcast / Drying

Results can be found at [www.tsl-timing.com](http://www.tsl-timing.com)

Page 2 of 2

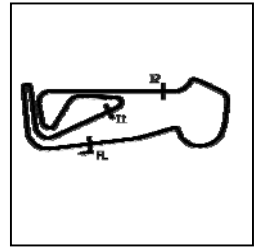
Snetterton 300  
 Circuit Length = 2.9689 miles  
 Start: 16:50 Flag 17:11 End: 17:12

Printed - 17:14 Saturday, 08 May 2021



# Dunlop Mini Challenge supported by Mini Spares - Miglia

## RACE 3 - SECTOR ANALYSIS



SECTOR 1 = FL to I1, SECTOR 2 = I1 to I2, SECTOR 3 = I2 to FL, DIFF = Difference To Personal Best Lap, P = Crossed Finish Line in Pit Lane, D = Time Disallowed

P1 77 Mig Andrew JORDAN		Mini Miglia 1293					
IDEAL LAP TIME : 2:14.756		BEST LAP TIME : 2:15.001		DIFFERENCE : 0.245			
LAP	SECTOR 1	SECTOR 2	SECTOR 3	LAP TIME	MPH	DIFF	TIME OF DAY
1 -		48.725	45.971	2:25.307	73.55	10.306	16:53:00.589
2 -	43.363	48.534	45.590	2:17.487	77.73	2.486	16:55:18.076
3 -	43.033	48.009	45.241	2:16.283 (3)	78.42	1.282	16:57:34.359
4 -	42.896	48.319	45.168	2:16.383	78.36	1.382	16:59:50.742
5 -	42.524	47.894	44.697	2:15.115 (2)	79.10	0.114	17:02:05.857
6 -	42.596	47.756	<b>44.649</b>	<b>2:15.001 (1)</b>	<b>79.17</b>		<b>17:04:20.858</b>
7 -	<b>42.442</b>	<b>47.665</b>	<b>48.671</b>	<b>2:18.778</b>	77.01	3.777	<b>17:06:39.636</b>
8 -	<b>1:16.368</b>	<b>1:40.408</b>	1:52.265	<b>4:49.041</b>	36.97	2:34.040	<b>17:11:28.677</b>

P2 23 Mig Rupert DEETH		Mini Miglia 1293					
IDEAL LAP TIME : 2:14.467		BEST LAP TIME : 2:14.988		DIFFERENCE : 0.521			
LAP	SECTOR 1	SECTOR 2	SECTOR 3	LAP TIME	MPH	DIFF	TIME OF DAY
1 -		49.358	46.562	2:28.790	71.83	13.802	16:53:04.072
2 -	44.317	49.434	46.129	2:19.880	76.40	4.892	16:55:23.952
3 -	42.768	48.854	45.032	2:16.654	78.21	1.666	16:57:40.606
4 -	42.773	48.397	<b>44.448</b>	2:15.618 (2)	78.81	0.630	16:59:56.224
5 -	<b>41.994</b>	48.234	44.760	<b>2:14.988 (1)</b>	<b>79.17</b>		<b>17:02:11.212</b>
6 -	42.507	48.065	45.292	2:15.864 (3)	78.66	0.876	17:04:27.076
7 -	42.227	<b>48.025</b>	<b>46.660</b>	<b>2:16.912</b>	78.06	1.924	<b>17:06:43.988</b>
8 -	<b>1:12.512</b>	<b>1:41.546</b>	1:51.141	<b>4:45.199</b>	37.47	2:30.211	<b>17:11:29.187</b>

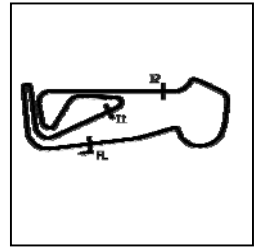
P3 55 Mig Ben COLBURN		Mini Miglia 1293					
IDEAL LAP TIME : 2:16.762		BEST LAP TIME : 2:16.762		DIFFERENCE : 0.000			
LAP	SECTOR 1	SECTOR 2	SECTOR 3	LAP TIME	MPH	DIFF	TIME OF DAY
1 -		52.507	48.247	2:36.605	68.24	19.843	16:53:11.887
2 -	45.537	49.993	47.837	2:23.367	74.55	6.605	16:55:35.254
3 -	44.090	49.330	46.496	2:19.916	76.38	3.154	16:57:55.170
4 -	43.548	48.790	45.690	2:18.028 (2)	77.43	1.266	17:00:13.198
5 -	<b>42.952</b>	<b>48.324</b>	<b>45.486</b>	<b>2:16.762 (1)</b>	<b>78.15</b>		<b>17:02:29.960</b>
6 -	43.486	48.815	46.738	2:19.039 (3)	76.87	2.277	17:04:48.999
7 -	43.985	<b>49.285</b>	<b>50.043</b>	<b>2:23.313</b>	74.57	6.551	<b>17:07:12.312</b>
8 -	<b>46.623</b>	<b>1:39.890</b>	1:51.716	<b>4:18.229</b>	41.38	2:01.467	<b>17:11:30.541</b>

P4 21 Mig Aaron SMITH		Mini Miglia 1293					
IDEAL LAP TIME : 2:19.821		BEST LAP TIME : 2:20.116		DIFFERENCE : 0.295			
LAP	SECTOR 1	SECTOR 2	SECTOR 3	LAP TIME	MPH	DIFF	TIME OF DAY
1 -		50.340	47.005	2:28.575	71.93	8.459	16:53:03.857
2 -	45.458	50.327	46.912	2:22.697	74.90	2.581	16:55:26.554
3 -	44.173	50.318	46.748	2:21.239	75.67	1.123	16:57:47.793
4 -	44.614	49.621	<b>46.422</b>	2:20.657 (3)	75.98	0.541	17:00:08.450
5 -	<b>43.891</b>	49.536	46.689	<b>2:20.116 (1)</b>	<b>76.28</b>		<b>17:02:28.566</b>
6 -	43.992	<b>49.508</b>	46.854	2:20.354 (2)	76.15	0.238	17:04:48.920
7 -	44.634	<b>49.852</b>	<b>50.030</b>	<b>2:24.516</b>	73.95	4.400	<b>17:07:13.436</b>
8 -	<b>46.287</b>	<b>1:39.726</b>	1:51.855	<b>4:17.868</b>	41.44	1:57.752	<b>17:11:31.304</b>

# Dunlop Mini Challenge supported by Mini Spares - Miglia

## RACE 3 - SECTOR ANALYSIS



SECTOR 1 = FL to I1, SECTOR 2 = I1 to I2, SECTOR 3 = I2 to FL, DIFF = Difference To Personal Best Lap, P = Crossed Finish Line in Pit Lane, D = Time Disallowed

<b>P5 34 Mig Joe FERGUSON</b>		Mini Miglia 1293					
IDEAL LAP TIME : 2:17.579		BEST LAP TIME : 2:17.850		DIFFERENCE : 0.271			
LAP	SECTOR 1	SECTOR 2	SECTOR 3	LAP TIME	MPH	DIFF	TIME OF DAY
1 -		51.249	48.177	2:34.673	69.10	16.823	16:53:09.955
2 -	44.659	49.855	47.419	2:21.933	75.30	4.083	16:55:31.888
3 -	44.465	49.460	46.489	2:20.414 (3)	76.11	2.564	16:57:52.302
4 -	43.400	48.949	46.450	2:18.799 (2)	77.00	0.949	17:00:11.101
5 -	43.533	<b>48.648</b>	<b>45.669</b>	<b>2:17.850 (1)</b>	<b>77.53</b>		<b>17:02:28.951</b>
6 -	44.100	49.190	51.568	2:24.858	73.78	7.008	17:04:53.809
7 -	<b>43.262</b>	<b>50.733</b>	<b>48.088</b>	<b>2:22.083</b>	75.22	4.233	<b>17:07:15.892</b>
8 -	<b>45.256</b>	<b>1:38.850</b>	1:52.705	<b>4:16.811</b>	41.61	1:58.961	<b>17:11:32.703</b>

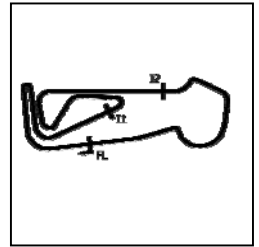
<b>P6 49 Mig Martin WAGER</b>		Mini Miglia 1293					
IDEAL LAP TIME : 2:19.363		BEST LAP TIME : 2:20.863		DIFFERENCE : 1.500			
LAP	SECTOR 1	SECTOR 2	SECTOR 3	LAP TIME	MPH	DIFF	TIME OF DAY
1 -		51.706	49.372	2:38.473	67.44	17.610	16:53:13.755
2 -	45.346	49.722	48.424	2:23.492	74.48	2.629	16:55:37.247
3 -	44.091	49.797	46.975	<b>2:20.863 (1)</b>	<b>75.87</b>		<b>16:57:58.110</b>
4 -	45.242	50.000	<b>46.235</b>	2:21.477 (3)	75.54	0.614	17:00:19.587
5 -	44.865	<b>49.364</b>	47.001	2:21.230 (2)	75.67	0.367	17:02:40.817
6 -	<b>43.764</b>	49.801	48.225	2:21.790	75.37	0.927	17:05:02.607
7 -	43.831	<b>1:01.470</b>	<b>58.251</b>	<b>2:43.552</b>	65.34	22.689	<b>17:07:46.159</b>
8 -	<b>52.005</b>	<b>1:03.772</b>	1:52.985	<b>3:48.762</b>	46.72	1:27.899	<b>17:11:34.921</b>

<b>P7 4 Mig Colin PEACOCK</b>		Mini Miglia 1293					
IDEAL LAP TIME : 2:19.954		BEST LAP TIME : 2:20.905		DIFFERENCE : 0.951			
LAP	SECTOR 1	SECTOR 2	SECTOR 3	LAP TIME	MPH	DIFF	TIME OF DAY
1 -		51.405	50.101	2:36.412	68.33	15.507	16:53:11.694
2 -	45.510	50.148	49.095	2:24.753	73.83	3.848	16:55:36.447
3 -	45.872	49.338	47.792	2:23.002	74.74	2.097	16:57:59.449
4 -	44.788	49.352	<b>46.996</b>	2:21.136 (2)	75.72	0.231	17:00:20.585
5 -	44.269	49.235	47.401	<b>2:20.905 (1)</b>	<b>75.85</b>		<b>17:02:41.490</b>
6 -	<b>44.037</b>	<b>48.921</b>	48.598	2:21.556 (3)	75.50	0.651	17:05:03.046
7 -	44.290	<b>1:01.356</b>	<b>58.762</b>	<b>2:44.408</b>	65.00	23.503	<b>17:07:47.454</b>
8 -	<b>51.476</b>	<b>1:04.007</b>	1:52.925	<b>3:48.408</b>	46.79	1:27.503	<b>17:11:35.862</b>

<b>P8 25 Mig James COLBURN</b>		Mini Miglia 1293					
IDEAL LAP TIME : 2:20.361		BEST LAP TIME : 2:21.166		DIFFERENCE : 0.805			
LAP	SECTOR 1	SECTOR 2	SECTOR 3	LAP TIME	MPH	DIFF	TIME OF DAY
1 -		52.501	48.167	2:37.073	68.04	15.907	16:53:12.355
2 -	45.422	50.097	48.770	2:24.289	74.07	3.123	16:55:36.644
3 -	44.746	50.101	47.105	2:21.952 (3)	75.29	0.786	16:57:58.596
4 -	44.550	49.772	46.844	<b>2:21.166 (1)</b>	<b>75.71</b>		<b>17:00:19.762</b>
5 -	44.741	<b>49.708</b>	47.111	2:21.560 (2)	75.50	0.394	17:02:41.322
6 -	44.730	51.022	<b>46.629</b>	2:22.381	75.06	1.215	17:05:03.703
7 -	<b>44.024</b>	<b>1:02.928</b>	<b>59.142</b>	<b>2:46.094</b>	64.34	24.928	<b>17:07:49.797</b>
8 -	<b>50.478</b>	<b>1:03.680</b>	1:53.405	<b>3:47.563</b>	46.96	1:26.397	<b>17:11:37.360</b>

# Dunlop Mini Challenge supported by Mini Spares - Miglia

## RACE 3 - SECTOR ANALYSIS



SECTOR 1 = FL to I1, SECTOR 2 = I1 to I2, SECTOR 3 = I2 to FL, DIFF = Difference To Personal Best Lap, P = Crossed Finish Line in Pit Lane, D = Time Disallowed

<b>P9 85 Mig</b>		<b>Sam SUMMERHAYES</b>		<b>Mini Miglia 1293</b>			
IDEAL LAP TIME : 2:21.397		BEST LAP TIME : 2:21.824		DIFFERENCE : 0.427			
LAP	SECTOR 1	SECTOR 2	SECTOR 3	LAP TIME	MPH	DIFF	TIME OF DAY
1 -		<b>50.126</b>	46.809	2:28.763	71.84	6.939	16:53:04.045
2 -	44.950	50.659	<b>46.750</b>	2:22.359 (2)	75.07	0.535	16:55:26.404
3 -	45.225	50.970	47.041	2:23.236 (3)	74.61	1.412	16:57:49.640
<b>4 -</b>	<b>44.609</b>	50.229	46.986	<b>2:21.824 (1)</b>	<b>75.36</b>		<b>17:00:11.464</b>
5 -	<b>44.521</b>	50.349	59.197	2:34.067	69.37	12.243	17:02:45.531
6 -	45.820	51.019	49.726	2:26.565	72.92	4.741	17:05:12.096
7 -	46.106	<b>54.217</b>	<b>57.688</b>	<b>2:38.011</b>	67.64	16.187	<b>17:07:50.107</b>
8 -	<b>50.945</b>	<b>1:03.265</b>	1:54.077	<b>3:48.287</b>	46.81	1:26.463	<b>17:11:38.394</b>

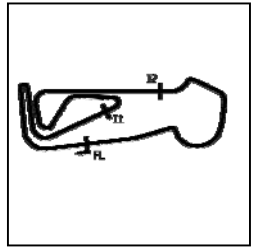
<b>P10 37 Mig</b>		<b>James CUTHBERTSON</b>		<b>Mini Miglia 1293</b>			
IDEAL LAP TIME : 2:22.948		BEST LAP TIME : 2:23.239		DIFFERENCE : 0.291			
LAP	SECTOR 1	SECTOR 2	SECTOR 3	LAP TIME	MPH	DIFF	TIME OF DAY
1 -		51.218	48.187	2:34.500	69.17	11.261	16:53:09.782
2 -	46.003	51.363	49.926	2:27.292	72.56	4.053	16:55:37.074
3 -	45.511	50.907	52.585	2:29.003	71.73	5.764	16:58:06.077
4 -	46.006	50.565	48.044	2:24.615 (3)	73.90	1.376	17:00:30.692
5 -	45.224	50.542	<b>47.803</b>	2:23.569 (2)	74.44	0.330	17:02:54.261
<b>6 -</b>	<b>44.729</b>	<b>50.416</b>	48.094	<b>2:23.239 (1)</b>	<b>74.61</b>		<b>17:05:17.500</b>
7 -	<b>44.823</b>	<b>52.517</b>	<b>55.681</b>	<b>2:33.021</b>	69.84	9.782	<b>17:07:50.521</b>
8 -	<b>50.961</b>	<b>1:03.805</b>	1:53.778	<b>3:48.544</b>	46.76	1:25.305	<b>17:11:39.065</b>

<b>P11 44 Mig</b>		<b>Shaun KING</b>		<b>Mini Miglia 1275</b>			
IDEAL LAP TIME : 2:21.022		BEST LAP TIME : 2:21.388		DIFFERENCE : 0.366			
LAP	SECTOR 1	SECTOR 2	SECTOR 3	LAP TIME	MPH	DIFF	TIME OF DAY
1 -		52.895	50.759	2:43.258	65.46	21.870	16:53:18.540
2 -	46.522	51.277	49.496	2:27.295	72.56	5.907	16:55:45.835
3 -	46.753	50.749	48.750	2:26.252	73.07	4.864	16:58:12.087
4 -	45.178	50.121	48.249	2:23.548 (3)	74.45	2.160	17:00:35.635
<b>5 -</b>	<b>44.846</b>	<b>49.490</b>	<b>47.052</b>	<b>2:21.388 (1)</b>	<b>75.59</b>		<b>17:02:57.023</b>
6 -	44.668	49.961	48.064	2:22.693 (2)	74.90	1.305	17:05:19.716
7 -	<b>44.480</b>	<b>52.042</b>	<b>55.047</b>	<b>2:31.569</b>	70.51	10.181	<b>17:07:51.285</b>
8 -	<b>51.084</b>	<b>1:03.568</b>	1:53.808	<b>3:48.460</b>	46.78	1:27.072	<b>17:11:39.745</b>

<b>P12 177 Lib</b>		<b>Peter CREWES</b>		<b>Mini Libre 1380</b>			
IDEAL LAP TIME : 2:21.549		BEST LAP TIME : 2:21.756		DIFFERENCE : 0.207			
LAP	SECTOR 1	SECTOR 2	SECTOR 3	LAP TIME	MPH	DIFF	TIME OF DAY
1 -		51.170	50.606	2:40.955	66.40	19.199	16:53:16.237
2 -	46.194	50.595	49.994	2:26.783	72.81	5.027	16:55:43.020
3 -	46.487	50.844	49.306	2:26.637	72.88	4.881	16:58:09.657
4 -	45.660	50.000	48.687	2:24.347 (2)	74.04	2.591	17:00:34.004
<b>5 -</b>	<b>44.870</b>	<b>48.967</b>	<b>47.919</b>	<b>2:21.756 (1)</b>	<b>75.39</b>		<b>17:02:55.760</b>
6 -	<b>44.663</b>	51.714	48.616	2:24.993 (3)	73.71	3.237	17:05:20.753
7 -	<b>44.872</b>	<b>52.251</b>	<b>54.285</b>	<b>2:31.408</b>	70.59	9.652	<b>17:07:52.161</b>
8 -	<b>50.958</b>	<b>1:04.738</b>	1:53.588	<b>3:49.284</b>	46.61	1:27.528	<b>17:11:41.445</b>

# Dunlop Mini Challenge supported by Mini Spares - Miglia

## RACE 3 - SECTOR ANALYSIS



SECTOR 1 = FL to I1, SECTOR 2 = I1 to I2, SECTOR 3 = I2 to FL, DIFF = Difference To Personal Best Lap, P = Crossed Finish Line in Pit Lane, D = Time Disallowed

P13 20 Mig		Mark SIMS		Mini Miglia 1293			
IDEAL LAP TIME : 2:24.654		BEST LAP TIME : 2:25.375		DIFFERENCE : 0.721			
LAP	SECTOR 1	SECTOR 2	SECTOR 3	LAP TIME	MPH	DIFF	TIME OF DAY
1 -		53.012	49.120	2:37.722	67.76	12.347	16:53:13.004
2 -	46.021	51.640	<b>48.154</b>	2:25.815 (3)	73.29	0.440	16:55:38.819
3 -	<b>45.374</b>	51.291	48.710	<b>2:25.375 (1)</b>	<b>73.52</b>		<b>16:58:04.194</b>
4 -	45.944	51.615	48.358	2:25.917	73.24	0.542	17:00:30.111
5 -	46.227	<b>51.126</b>	48.200	2:25.553 (2)	73.43	0.178	17:02:55.664
6 -	46.518	51.428	48.529	2:26.475	72.96	1.100	17:05:22.139
7 -	<b>45.856</b>	<b>53.221</b>	<b>52.933</b>	<b>2:32.010</b>	70.31	6.635	<b>17:07:54.149</b>
8 -	<b>50.073</b>	<b>1:04.589</b>	<b>1:54.024</b>	<b>3:48.686</b>	46.73	1:23.311	<b>17:11:42.835</b>

P14 96 Mig		Justin COOPER		Mini Miglia 1297			
IDEAL LAP TIME : 2:26.118		BEST LAP TIME : 2:26.118		DIFFERENCE : 0.000			
LAP	SECTOR 1	SECTOR 2	SECTOR 3	LAP TIME	MPH	DIFF	TIME OF DAY
1 -		52.160	50.419	2:40.627	66.53	14.509	16:53:15.909
2 -	47.660	51.662	50.206	2:29.528	71.47	3.410	16:55:45.437
3 -	46.941	52.345	49.530	2:28.816	71.82	2.698	16:58:14.253
4 -	46.942	51.559	49.550	2:28.051 (2)	72.19	1.933	17:00:42.304
5 -	46.610	51.891	49.651	2:28.152 (3)	72.14	2.034	17:03:10.456
6 -	<b>46.524</b>	<b>50.712</b>	<b>48.882</b>	<b>2:26.118 (1)</b>	<b>73.14</b>		<b>17:05:36.574</b>
7 -	<b>50.586</b>	<b>55.174</b>	<b>51.041</b>	<b>2:36.801</b>	68.16	10.683	<b>17:08:13.375</b>
8 -	<b>47.315</b>	<b>52.381</b>	<b>1:50.742</b>	<b>3:30.438</b>	50.78	1:04.320	<b>17:11:43.813</b>

P15 91 Mig		Thorburn ASTIN		Mini Miglia 1293			
IDEAL LAP TIME : 2:25.730		BEST LAP TIME : 2:25.921		DIFFERENCE : 0.191			
LAP	SECTOR 1	SECTOR 2	SECTOR 3	LAP TIME	MPH	DIFF	TIME OF DAY
1 -		52.091	49.313	2:38.418	67.46	12.497	16:53:13.700
2 -	46.301	<b>51.460</b>	<b>48.160</b>	<b>2:25.921 (1)</b>	<b>73.24</b>		<b>16:55:39.621</b>
3 -	<b>46.110</b>	52.233	48.746	2:27.089 (2)	72.66	1.168	16:58:06.710
4 -	46.577	52.452	49.275	2:28.304	72.06	2.383	17:00:35.014
5 -	47.107	56.350	49.555	2:33.012	69.85	7.091	17:03:08.026
6 -	46.790	52.191	49.014	2:27.995 (3)	72.21	2.074	17:05:36.021
7 -	<b>52.030</b>	<b>56.805</b>	<b>53.920</b>	<b>2:42.755</b>	65.66	16.834	<b>17:08:18.776</b>
8 -	<b>48.712</b>	<b>53.851</b>	<b>1:43.293</b>	<b>3:25.856</b>	51.92	59.935	<b>17:11:44.632</b>

P16 133 Lib		Les STANTON		Mini Libre 1293			
IDEAL LAP TIME : 2:32.085		BEST LAP TIME : 2:32.822		DIFFERENCE : 0.737			
LAP	SECTOR 1	SECTOR 2	SECTOR 3	LAP TIME	MPH	DIFF	TIME OF DAY
1 -		54.702	53.343	2:49.258	63.14	16.436	16:53:24.540
2 -	49.535	53.950	53.543	2:37.028	68.06	4.206	16:56:01.568
3 -	48.871	53.344	51.941	2:34.156 (2)	69.33	1.334	16:58:35.724
4 -	48.734	<b>52.435</b>	<b>51.653</b>	<b>2:32.822 (1)</b>	<b>69.93</b>		<b>17:01:08.546</b>
5 -	49.210	54.489	53.043	2:36.742	68.18	3.920	17:03:45.288
6 -	<b>47.997</b>	52.683	<b>53.602</b>	<b>2:34.282 (3)</b>	69.27	1.460	<b>17:06:19.570</b>
7 -	<b>56.340</b>	<b>59.592</b>	<b>59.087</b>	<b>2:55.019</b>	61.06	22.197	<b>17:09:14.589</b>
8 -	<b>55.607</b>	<b>1:00.491</b>	<b>1:00.819</b>	<b>2:56.917</b>	60.41	24.095	<b>17:12:11.506</b>

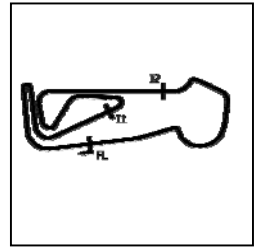
P17 126 Lib		Peter HILLS		Mini Libre 1380			
IDEAL LAP TIME : 2:27.863		BEST LAP TIME : 2:28.494		DIFFERENCE : 0.631			
LAP	SECTOR 1	SECTOR 2	SECTOR 3	LAP TIME	MPH	DIFF	TIME OF DAY
1 -		54.643	53.197	5:40.931	31.34	3:12.437	16:56:16.213
2 -	47.082	51.531	51.205	2:29.818 (2)	71.34	1.324	16:58:46.031
3 -	46.918	<b>51.358</b>	59.770	2:38.046	67.62	9.552	17:01:24.077
4 -	<b>46.117</b>	51.989	<b>50.388</b>	<b>2:28.494 (1)</b>	<b>71.97</b>		<b>17:03:52.571</b>
5 -	46.433	51.919	<b>52.439</b>	<b>2:30.791 (3)</b>	70.88	2.297	<b>17:06:23.362</b>
6 -	<b>55.056</b>	<b>58.641</b>	<b>58.339</b>	<b>2:52.036</b>	62.12	23.542	<b>17:09:15.398</b>
7 -	<b>56.161</b>	<b>1:00.157</b>	<b>1:00.601</b>	<b>2:56.919</b>	60.41	28.425	<b>17:12:12.317</b>

Weather / Track : Overcast / Drying

Snetterton 300  
Circuit Length = 2.9689 miles  
Start: 16:50 Flag 17:11 End: 17:12

# Dunlop Mini Challenge supported by Mini Spares - Miglia

## RACE 3 - SECTOR ANALYSIS



SECTOR 1 = FL to I1, SECTOR 2 = I1 to I2, SECTOR 3 = I2 to FL, DIFF = Difference To Personal Best Lap, P = Crossed Finish Line in Pit Lane, D = Time Disallowed

P18 88 Mig		Kieren MCDONALD		Mini Miglia 1293			
IDEAL LAP TIME : 2:19.264		BEST LAP TIME : 2:20.147		DIFFERENCE : 0.883			
LAP	SECTOR 1	SECTOR 2	SECTOR 3	LAP TIME	MPH	DIFF	TIME OF DAY
1 -		50.875	46.865	2:32.021	70.30	11.874	16:53:07.303
2 -	44.794	49.873	<b>46.028</b>	2:20.695 (3)	75.96	0.548	16:55:27.998
3 -	<b>43.891</b>	49.708	46.548	<b>2:20.147 (1)</b>	<b>76.26</b>		<b>16:57:48.145</b>
4 -	44.683	49.690	46.344	2:20.717	75.95	0.570	17:00:08.862
5 -	43.910	49.720	46.701	2:20.331 (2)	76.16	0.184	17:02:29.193

P19 113 Lib		Phil HARVEY		Mini Libre 1380			
IDEAL LAP TIME : 2:41.159		BEST LAP TIME : 2:54.988		DIFFERENCE : 13.829			
LAP	SECTOR 1	SECTOR 2	SECTOR 3	LAP TIME	MPH	DIFF	TIME OF DAY
1 -		<b>57.017</b>	<b>53.847</b>	<b>2:54.988 (1)</b>	<b>61.07</b>		<b>16:53:30.270</b>
2 -	<b>50.295</b>	1:00.280	1:10.537	3:01.112 (2)	59.01	6.123	16:56:31.382

P20 69 Mig		Tony LE MAY		Mini Miglia 1293			
IDEAL LAP TIME :		BEST LAP TIME :		DIFFERENCE :			
LAP	SECTOR 1	SECTOR 2	SECTOR 3	LAP TIME	MPH	DIFF	TIME OF DAY
1 -	<b>OUTLAP</b>	<b>1:05.693</b>	<b>IN PIT</b>	5:09.900 P	34.48		16:55:45.182

# Dunlop Mini Challenge supported by Mini Spares - Miglia

## RACE 3 - BEST SECTORS

SECTOR 1			SECTOR 2			SECTOR 3			IDEAL / BEST COMPARISON						
POS	NO	NAME	TIME	NO	NAME	TIME	NO	NAME	TIME	POS	NO	NAME	IDEAL	BEST	DIFF
													<b>PERFECT LAP</b>	<b>2:14.107</b>	
1	23	DEETH	41.994	77	JORDAN	47.665	23	DEETH	44.448	1	23	DEETH	2:14.467	2:14.988	0.521
2	77	JORDAN	42.442	23	DEETH	48.025	77	JORDAN	44.649	2	77	JORDAN	2:14.756	2:15.001	0.245
3	55	COLBURN	42.952	55	COLBURN	48.324	55	COLBURN	45.486	3	55	COLBURN	2:16.762	2:16.762	0.000
4	34	FERGUSON	43.262	34	FERGUSON	48.648	34	FERGUSON	45.669	4	34	FERGUSON	2:17.579	2:17.850	0.271
5	49	WAGER	43.764	4	PEACOCK	48.921	88	MCDONALD	46.028	5	88	MCDONALD	2:19.264	2:20.147	0.883
6	21	SMITH	43.891	177	CREWES	48.967	49	WAGER	46.235	6	49	WAGER	2:19.363	2:20.863	1.500
7	88	MCDONALD	43.891	88	MCDONALD	49.345	21	SMITH	46.422	7	21	SMITH	2:19.821	2:20.116	0.295
8	25	COLBURN	44.024	49	WAGER	49.364	25	COLBURN	46.629	8	4	PEACOCK	2:19.954	2:20.905	0.951
9	4	PEACOCK	44.037	44	KING	49.490	85	SUMMERHAYES	46.750	9	25	COLBURN	2:20.361	2:21.166	0.805
10	44	KING	44.480	21	SMITH	49.508	4	PEACOCK	46.996	10	44	KING	2:21.022	2:21.388	0.366
11	85	SUMMERHAYES	44.521	25	COLBURN	49.708	44	KING	47.052	11	85	SUMMERHAYES	2:21.397	2:21.824	0.427
12	177	CREWES	44.663	85	SUMMERHAYES	50.126	37	CUTHBERTSON	47.803	12	177	CREWES	2:21.549	2:21.756	0.207
13	37	CUTHBERTSON	44.729	37	CUTHBERTSON	50.416	177	CREWES	47.919	13	37	CUTHBERTSON	2:22.948	2:23.239	0.291
14	20	SIMS	45.374	96	COOPER	50.712	20	SIMS	48.154	14	20	SIMS	2:24.654	2:25.375	0.721
15	91	ASTIN	46.110	20	SIMS	51.126	91	ASTIN	48.160	15	91	ASTIN	2:25.730	2:25.921	0.191
16	126	HILLS	46.117	126	HILLS	51.358	96	COOPER	48.882	16	96	COOPER	2:26.118	2:26.118	0.000
17	96	COOPER	46.524	91	ASTIN	51.460	126	HILLS	50.388	17	126	HILLS	2:27.863	2:28.494	0.631
18	133	STANTON	47.997	133	STANTON	52.435	133	STANTON	51.653	18	133	STANTON	2:32.085	2:32.822	0.737
19	113	HARVEY	50.295	113	HARVEY	57.017	113	HARVEY	53.847	19	113	HARVEY	2:41.159	2:54.988	13.829
20				69	LE MAY	1:05.693				20	69	LE MAY			
21															

Weather / Track : Overcast / Drying

Results can be found at [www.tsl-timing.com](http://www.tsl-timing.com)

Snetterton 300

Circuit Length = 2.9689 miles

Start: 16:50 Flag 17:11 End: 17:12

Printed - 17:13 Saturday, 08 May 2021

# Dunlop Mini Challenge supported by Mini Spares - Miglia

## RACE 3 - STATISTICS

**Competitors Started** 20  
**Planned Start** 2021-05-08 @ 16:35:00.000  
**Actual Start** 2021-05-08 @ 16:50:35.281  
**Finish Time** 2021-05-08 @ 17:11:23.641  
**Track Length** 2.9689mi.  
**Total Laps** 143  
**Total Distance Covered** 424.5543mi.

### Session Fastest Lap History

NO	CL	NAME	LAP TIME	TIME OF DAY	LAP	VEHICLE
77	Mig	Andrew JORDAN	2:25.307	16:53:00.589	1	Mini Miglia 1293
77	Mig	Andrew JORDAN	2:17.487	16:55:18.077	2	Mini Miglia 1293
77	Mig	Andrew JORDAN	2:16.283	16:57:34.359	3	Mini Miglia 1293
23	Mig	Rupert DEETH	2:15.618	16:59:56.229	4	Mini Miglia 1293
77	Mig	Andrew JORDAN	2:15.115	17:02:05.857	5	Mini Miglia 1293
23	Mig	Rupert DEETH	2:14.988	17:02:11.217	5	Mini Miglia 1293

### Session Leader History

NO	CL	NAME	FROM LAP	LAPS LED	DISTANCE	VEHICLE
77	Mig	Andrew JORDAN	1	8	23.75 miles	Mini Miglia 1293

### Flag History

TYPE	TIME OF DAY
GREEN	16:50:35.281
SAFETY	17:06:01.879
FINISH	17:11:23.641

### Flag Statistics

TYPE	COUNT	TOTAL LAPS	TOTAL TIME
Green	1	6	15:26.598
Red	0	0	0.000
Safety Car	1	1	5:21.762
FCY	0	0	0.000

Weather / Track : Overcast / Drying

Results can be found at [www.tsl-timing.com](http://www.tsl-timing.com)

Page 1 of 3

Snetterton 300  
Circuit Length = 2.9689 miles  
Start: 16:50 Flag 17:11 End: 17:12

Printed - 17:14 Saturday, 08 May 2021

# Dunlop Mini Challenge supported by Mini Spares - Miglia

## RACE 3 - STATISTICS

**CLASS : Lib**

4 Starters

### Fastest Lap History

NO	NAME	LAP TIME	TIME OF DAY	LAP	VEHICLE
177	Peter CREWES	<b>2:40.955</b>	16:53:16.246	1	Mini Libre 1380
177	Peter CREWES	<b>2:26.783</b>	16:55:43.029	2	Mini Libre 1380
177	Peter CREWES	<b>2:26.637</b>	16:58:09.667	3	Mini Libre 1380
177	Peter CREWES	<b>2:24.347</b>	17:00:34.013	4	Mini Libre 1380
177	Peter CREWES	<b>2:21.756</b>	17:02:55.760	5	Mini Libre 1380

### Leader History

NO	NAME	FROM LAP	LAPS LED	DISTANCE	VEHICLE
177	Peter CREWES	1	8	23.75 miles	Mini Libre 1380



# Dunlop Mini Challenge supported by Mini Spares - Miglia

## RACE 3 - STATISTICS

**CLASS : Mig**

16 Starters

### Fastest Lap History


NO	NAME	LAP TIME	TIME OF DAY	LAP	VEHICLE
77	Andrew JORDAN	<b>2:25.307</b>	16:53:00.589	1	Mini Miglia 1293
77	Andrew JORDAN	<b>2:17.487</b>	16:55:18.077	2	Mini Miglia 1293
77	Andrew JORDAN	<b>2:16.283</b>	16:57:34.359	3	Mini Miglia 1293
23	Rupert DEETH	<b>2:15.618</b>	16:59:56.229	4	Mini Miglia 1293
77	Andrew JORDAN	<b>2:15.115</b>	17:02:05.857	5	Mini Miglia 1293
23	Rupert DEETH	<b>2:14.988</b>	17:02:11.217	5	Mini Miglia 1293

### Leader History

NO	NAME	FROM LAP	LAPS LED	DISTANCE	VEHICLE
77	Andrew JORDAN	1	8	23.75 miles	Mini Miglia 1293

# Dunlop Mini Challenge supported by Mini Spares - Miglia

## RACE 12 - GRID (20 minutes)

ROW 14	27	219	Richard COLBURN	
ROW 13	25	177	Peter CREWES	26
ROW 12		23	126	Peter HILLS
ROW 11				24
ROW 10				
ROW 9	17	11	Kane ASTIN	
ROW 8		15	88	Kieren MCDONALD
ROW 7	13	96	Justin COOPER	14
ROW 6		11	44	Shaun KING
ROW 5	9	85	Sam SUMMERHAYES	10
ROW 4		7	23	Rupert DEETH
ROW 3	5	21	Aaron SMITH	6
ROW 2		3	49	Martin WAGER
ROW 1	1	25	James COLBURN	2
			<b>Pole</b>	
				

Reverse top 8 cars

These results are provisional until the conclusion of any judicial and technical matters.

Snetterton 300  
Circuit Length = 2.9689 miles

Clerk Of Course :	Stewards :	Timekeeper :

# Dunlop Mini Challenge supported by Mini Spares - Miglia

## RACE 12 - CLASSIFICATION

POS	NO	CL	PIC NAME	ENTRY	LAPS	TIME	GAP	DIFF	MPH	BEST	ON
1	77	Mig	1 Andrew JORDAN	Mini Miglia 1293	8	19:23.349			73.49	2:13.986	7
2	21	Mig	2 Aaron SMITH	Mini Miglia 1293	8	19:24.406	1.057	1.057	73.43	2:13.910	8
3	23	Mig	3 Rupert DEETH	Mini Miglia 1293	8	19:26.117	2.768	1.711	73.32	2:13.154	8
4	55	Mig	4 Ben COLBURN	Mini Miglia 1293	8	19:32.082	8.733	5.965	72.95	2:14.891	6
5	34	Mig	5 Joe FERGUSON	Mini Miglia 1293	8	19:32.417	9.068	0.335	72.93	2:15.487	7
6	4	Mig	6 Colin PEACOCK	Mini Miglia 1293	8	20:17.653	54.304	45.236	70.22	2:19.907	7
7	49	Mig	7 Martin WAGER	Mini Miglia 1293	8	20:17.811	54.462	0.158	70.21	2:21.247	8
8	91	Mig	8 Thorburn ASTIN	Mini Miglia 1293	8	20:21.453	58.104	3.642	70.00	2:22.279	7
9	44	Mig	9 Shaun KING	Mini Miglia 1275	8	20:33.092	1:09.743	11.639	69.34	2:21.710	8
10	96	Mig	10 Justin COOPER	Mini Miglia 1297	8	20:33.842	1:10.493	0.750	69.29	2:20.378	6
11	219	Lib	1 Richard COLBURN	Mini Libre 1293	8	20:34.593	1:11.244	0.751	69.25	2:20.836	6
12	133	Lib	2 Les STANTON	Mini Libre 1293	8	21:20.453	1:57.104	45.860	66.77	2:26.475	6
13	126	Lib	3 Peter HILLS	Mini Libre 1380	8	21:40.540	2:17.191	20.087	65.74	2:31.366	6
14	113	Lib	4 Phil HARVEY	Mini Libre 1380	7	21:38.190	1 Lap	1 Lap	57.63	3:00.732	5

### NOT CLASSIFIED

DNF	11	Mig	Kane ASTIN	Mini Miglia 1293	6	14:59.860	2 Laps	1 Lap	71.26	2:15.635	6
DNF	25	Mig	James COLBURN	Mini Miglia 1293	6	15:09.597	2 Laps	9.737	70.50	2:19.345	6
DNF	177	Lib	Peter CREWES	Mini Libre 1380	6	15:45.943	2 Laps	36.346	67.79	2:20.525	6
DNF	85	Mig	Sam SUMMERHAYES	Mini Miglia 1293	3	8:05.401	5 Laps	3 Laps	66.05	2:31.785	3
DNF	69	Mig	Tony LE MAY	Mini Miglia 1293	3	8:21.588	5 Laps	16.187	63.92	2:36.450	3
DNF	20	Mig	Mark SIMS	Mini Miglia 1293	1	3:04.186	7 Laps	2 Laps	58.02	3:04.186	1
DNF	37	Mig	James CUTHBERTSON	Mini Miglia 1293	0						
DNF	88	Mig	Kieren MCDONALD	Mini Miglia 1293	0						

### FASTEST LAP

	23	Mig	Rupert DEETH	Mini Miglia 1293	8	2:13.154			80.26 mph	129.17 kph	
	177	Lib	Peter CREWES	Mini Libre 1380	6	2:20.525			76.05 mph	122.40 kph	

Weather / Track : Showers / Damp

These results are provisional until the conclusion of any judicial and technical matters.

Snetterton 300: 2.9689 miles

Race Distance: 8 Laps / 23.75 miles

Start: 14:22 Flag 14:41 End: 14:44

Clerk Of Course :	Stewards :	Timekeeper :
-------------------	------------	--------------

# Dunlop Mini Challenge supported by Mini Spares - Miglia

## RACE 12 - LAP CHART

LAP 1 @ 14:25:24.701			LAP 2 @ 14:28:02.686			LAP 3 @ 14:30:33.308			LAP 4 @ 14:32:57.066			LAP 5 @ 14:35:15.158		
NO	BEHIND	LAP TIME	NO	BEHIND	LAP TIME	NO	BEHIND	LAP TIME	NO	BEHIND	LAP TIME	NO	BEHIND	LAP TIME
<b>77</b>		2:49.817	<b>77</b>		2:37.985	<b>77</b>		2:30.622	<b>77</b>		2:23.758	<b>77</b>		2:18.092
<b>85</b>	1.258	2:51.075	<b>85</b>	5.814	2:42.541	<b>34</b>	5.704	2:30.273	<b>21</b>	4.178	2:20.616	<b>21</b>	2.130	2:16.044
<b>34</b>	1.591	2:51.408	<b>23</b>	5.965	2:39.828	<b>85</b>	6.977	2:31.785	<b>34</b>	4.435	2:22.489	<b>11</b>	3.951	2:17.185
<b>21</b>	3.936	2:53.753	<b>34</b>	6.053	2:42.447	<b>23</b>	7.152	2:31.809	<b>23</b>	4.635	2:21.241	<b>23</b>	4.250	2:17.707
<b>23</b>	4.122	2:53.939	<b>21</b>	7.717	2:41.766	<b>21</b>	7.320	2:30.225	<b>11</b>	4.858	2:21.008	<b>34</b>	4.713	2:18.370
<b>55</b>	5.250	2:55.067	<b>25</b>	8.099	2:39.760	<b>25</b>	7.352	2:29.875	<b>55</b>	6.482	2:20.520	<b>55</b>	5.185	2:16.795
<b>11</b>	5.873	2:55.690	<b>11</b>	8.534	2:40.646	<b>11</b>	7.608	2:29.696	<b>25</b>	6.985	2:23.391	<b>25</b>	9.978	2:21.085
<b>25</b>	6.324	2:56.141	<b>55</b>	10.590	2:43.325	<b>55</b>	9.720	2:29.752	<b>49</b>	25.616	2:29.216	<b>49</b>	32.472	2:24.948
<b>4</b>	6.527	2:56.344	<b>4</b>	12.232	2:43.690	<b>4</b>	19.588	2:37.978	<b>91</b>	27.179	2:30.396	<b>91</b>	33.500	2:24.413
<b>49</b>	7.919	2:57.736	<b>49</b>	14.147	2:44.213	<b>49</b>	20.158	2:36.633	<b>4</b>	27.748	2:31.918	<b>4</b>	34.923	2:25.267
<b>91</b>	8.628	2:58.445	<b>91</b>	16.915	2:46.272	<b>91</b>	20.541	2:34.248	<b>44</b>	35.186	2:34.610	<b>44</b>	43.229	2:26.135
<b>69</b>	8.804	2:58.621	<b>69</b>	17.336	2:46.517	<b>69</b>	23.164	2:36.450	<b>96</b>	40.087	2:29.501	<b>177</b>	45.144	2:22.858
<b>44</b>	10.014	2:59.831	<b>44</b>	18.662	2:46.633	<b>44</b>	24.334	2:36.294	<b>177</b>	40.378	2:28.034	<b>96</b>	46.326	2:24.331
<b>96</b>	12.414	3:02.231	<b>96</b>	25.878	2:51.449	<b>96</b>	34.344	2:39.088	<b>219</b>	41.226	2:29.108	<b>219</b>	46.874	2:23.740
<b>20</b>	14.369	3:04.186	<b>177</b>	26.832	2:50.282	<b>219</b>	35.876	2:38.633	<b>133</b>	1:01.350	2:38.012	<b>133</b>	1:12.438	2:29.180
<b>177</b>	14.535	3:04.352	<b>219</b>	27.865	2:49.100	<b>177</b>	36.102	2:39.892	<b>126</b>	1:02.548	2:34.908	<b>126</b>	1:18.134	2:33.678
<b>219</b>	16.750	3:06.567	<b>133</b>	34.748	2:53.003	<b>133</b>	47.096	2:42.970	<b>113</b>	2:08.850	3:01.324			
<b>126</b>	19.370	3:09.187	<b>126</b>	37.830	2:56.445	<b>126</b>	51.398	2:44.190						
<b>133</b>	19.730	3:09.547	<b>113</b>	57.539	3:05.465	<b>113</b>	1:31.284	3:04.367						
<b>113</b>	30.059	3:19.876												

Weather / Track : Showers / Damp

Results can be found at [www.tsl-timing.com](http://www.tsl-timing.com)

Page 1 of 2

Snetterton 300

Circuit Length = 2.9689 miles

Start: 14:22 Flag 14:41 End: 14:44

Printed - 14:47 Sunday, 09 May 2021

# Dunlop Mini Challenge supported by Mini Spares - Miglia

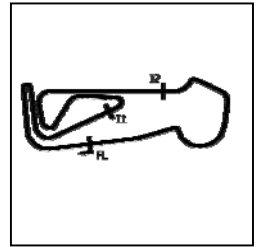
## RACE 12 - LAP CHART

LAP 6 @ 14:37:30.090			LAP 7 @ 14:39:44.076			LAP 8 @ 14:41:58.233		
NO	BEHIND	LAP TIME	NO	BEHIND	LAP TIME	NO	BEHIND	LAP TIME
<b>77</b>		2:14.932	<b>77</b>		2:13.986	<b>77</b>		2:14.157
<b>21</b>	1.240	2:14.042	<b>21</b>	1.304	2:14.050	<b>21</b>	1.057	2:13.910
<b>23</b>	4.494	2:15.176	<b>23</b>	3.771	2:13.263	<b>23</b>	2.768	2:13.154
<b>11</b>	4.654	2:15.635	<b>55</b>	6.859	2:15.701	<b>55</b>	8.733	2:16.031
<b>55</b>	5.144	2:14.891	<b>34</b>	7.022	2:15.487	<b>34</b>	9.068	2:16.203
<b>34</b>	5.521	2:15.740	<b>4</b>	46.479	2:19.907	<b>4</b>	54.304	2:21.982
<b>25</b>	14.391	2:19.345	<b>49</b>	47.372	2:22.499	<b>49</b>	54.462	2:21.247
<b>113</b>	1 Lap	3:00.732	<b>91</b>	49.674	2:22.279	<b>91</b>	58.104	2:22.587
<b>49</b>	38.859	2:21.319	<b>44</b>	1:02.190	2:24.626	<b>44</b>	1:09.743	2:21.710
<b>4</b>	40.558	2:20.567	<b>96</b>	1:02.685	2:24.899	<b>96</b>	1:10.493	2:21.965
<b>91</b>	41.381	2:22.813	<b>219</b>	1:02.747	2:23.955	<b>219</b>	1:11.244	2:22.654
<b>177</b>	50.737	2:20.525	<b>113</b>	1 Lap	3:03.713	<b>133</b>	1:57.104	2:33.000
<b>44</b>	51.550	2:23.253	<b>133</b>	1:38.261	2:28.266	<b>113</b>	1 Lap	3:02.713
<b>96</b>	51.772	2:20.378	<b>126</b>	1:52.878	2:32.296	<b>126</b>	2:17.191	2:38.470
<b>219</b>	52.778	2:20.836						
<b>133</b>	1:23.981	2:26.475						
<b>126</b>	1:34.568	2:31.366						

Weather / Track : Showers / Damp

# Dunlop Mini Challenge supported by Mini Spares - Miglia

## RACE 12 - SECTOR ANALYSIS



SECTOR 1 = FL to I1, SECTOR 2 = I1 to I2, SECTOR 3 = I2 to FL, DIFF = Difference To Personal Best Lap, P = Crossed Finish Line in Pit Lane, D = Time Disallowed

P1 77 Mig		Andrew JORDAN		Mini Miglia 1293			
IDEAL LAP TIME : 2:13.986		BEST LAP TIME : 2:13.986		DIFFERENCE : 0.000			
LAP	SECTOR 1	SECTOR 2	SECTOR 3	LAP TIME	MPH	DIFF	TIME OF DAY
1 -		58.738	53.243	2:49.817	62.93	35.831	14:25:24.701
2 -	49.557	56.415	52.013	2:37.985	67.65	23.999	14:28:02.686
3 -	47.770	53.682	49.170	2:30.622	70.95	16.636	14:30:33.308
4 -	45.993	52.220	45.545	2:23.758	74.34	9.772	14:32:57.066
5 -	43.998	49.411	44.683	2:18.092	77.39	4.106	14:35:15.158
6 -	42.825	47.922	44.185	2:14.932 (3)	79.21	0.946	14:37:30.090
7 -	<b>42.030</b>	<b>47.837</b>	<b>44.119</b>	<b>2:13.986 (1)</b>	<b>79.77</b>		<b>14:39:44.076</b>
8 -	42.070	47.907	44.180	2:14.157 (2)	79.66	0.171	14:41:58.233

P2 21 Mig		Aaron SMITH		Mini Miglia 1293			
IDEAL LAP TIME : 2:13.810		BEST LAP TIME : 2:13.910		DIFFERENCE : 0.100			
LAP	SECTOR 1	SECTOR 2	SECTOR 3	LAP TIME	MPH	DIFF	TIME OF DAY
1 -		1:00.161	54.785	2:53.753	61.51	39.843	14:25:28.637
2 -	51.793	57.039	52.934	2:41.766	66.07	27.856	14:28:10.403
3 -	48.164	53.131	48.930	2:30.225	71.14	16.315	14:30:40.628
4 -	44.678	50.030	45.908	2:20.616	76.00	6.706	14:33:01.244
5 -	42.866	48.572	44.606	2:16.044	78.56	2.134	14:35:17.288
6 -	41.974	47.768	<b>44.300</b>	2:14.042 (2)	79.73	0.132	14:37:31.330
7 -	41.904	47.731	44.415	2:14.050 (3)	79.73	0.140	14:39:45.380
8 -	<b>41.828</b>	<b>47.682</b>	44.400	<b>2:13.910 (1)</b>	<b>79.81</b>		<b>14:41:59.290</b>

P3 23 Mig		Rupert DEETH		Mini Miglia 1293			
IDEAL LAP TIME : 2:13.056		BEST LAP TIME : 2:13.154		DIFFERENCE : 0.098			
LAP	SECTOR 1	SECTOR 2	SECTOR 3	LAP TIME	MPH	DIFF	TIME OF DAY
1 -		59.908	55.011	2:53.939	61.44	40.785	14:25:28.823
2 -	51.470	56.983	51.375	2:39.828	66.87	26.674	14:28:08.651
3 -	48.945	53.248	49.616	2:31.809	70.40	18.655	14:30:40.460
4 -	45.307	50.204	45.730	2:21.241	75.67	8.087	14:33:01.701
5 -	44.278	48.923	44.506	2:17.707	77.61	4.553	14:35:19.408
6 -	42.665	48.047	44.464	2:15.176 (3)	79.06	2.022	14:37:34.584
7 -	41.757	47.692	<b>43.814</b>	2:13.263 (2)	80.20	0.109	14:39:47.847
8 -	<b>41.674</b>	<b>47.568</b>	43.912	<b>2:13.154 (1)</b>	<b>80.26</b>		<b>14:42:01.001</b>

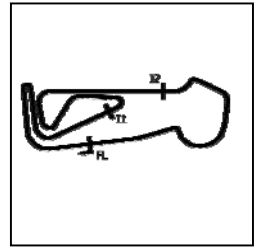
P4 55 Mig		Ben COLBURN		Mini Miglia 1293			
IDEAL LAP TIME : 2:14.795		BEST LAP TIME : 2:14.891		DIFFERENCE : 0.096			
LAP	SECTOR 1	SECTOR 2	SECTOR 3	LAP TIME	MPH	DIFF	TIME OF DAY
1 -		58.847	55.644	2:55.067	61.05	40.176	14:25:29.951
2 -	51.292	58.290	53.743	2:43.325	65.44	28.434	14:28:13.276
3 -	48.553	53.371	47.828	2:29.752	71.37	14.861	14:30:43.028
4 -	45.263	49.556	45.701	2:20.520	76.06	5.629	14:33:03.548
5 -	43.265	48.390	45.140	2:16.795	78.13	1.904	14:35:20.343
6 -	42.750	<b>47.953</b>	<b>44.188</b>	<b>2:14.891 (1)</b>	<b>79.23</b>		<b>14:37:35.234</b>
7 -	<b>42.654</b>	48.215	44.832	2:15.701 (2)	78.76	0.810	14:39:50.935
8 -	42.906	48.153	44.972	2:16.031 (3)	78.57	1.140	14:42:06.966

Weather / Track : Showers / Damp

Snetterton 300  
Circuit Length = 2.9689 miles  
Start: 14:22 Flag 14:41 End: 14:44

# Dunlop Mini Challenge supported by Mini Spares - Miglia

## RACE 12 - SECTOR ANALYSIS



SECTOR 1 = FL to I1, SECTOR 2 = I1 to I2, SECTOR 3 = I2 to FL, DIFF = Difference To Personal Best Lap, P = Crossed Finish Line in Pit Lane, D = Time Disallowed

P5		34 Mig		Joe FERGUSON		Mini Miglia 1293	
IDEAL LAP TIME : 2:14.973		BEST LAP TIME : 2:15.487		DIFFERENCE : 0.514			
LAP	SECTOR 1	SECTOR 2	SECTOR 3	LAP TIME	MPH	DIFF	TIME OF DAY
1 -		58.701	54.057	2:51.408	62.35	35.921	14:25:26.292
2 -	51.958	57.002	53.487	2:42.447	65.79	26.960	14:28:08.739
3 -	48.724	53.111	48.438	2:30.273	71.12	14.786	14:30:39.012
4 -	45.899	50.598	45.992	2:22.489	75.00	7.002	14:33:01.501
5 -	44.492	49.140	44.738	2:18.370	77.24	2.883	14:35:19.871
6 -	42.869	48.480	<b>44.391</b>	2:15.740 (2)	78.73	0.253	14:37:35.611
7 -	<b>42.527</b>	<b>48.055</b>	44.905	<b>2:15.487 (1)</b>	<b>78.88</b>		<b>14:39:51.098</b>
8 -	43.313	48.060	44.830	2:16.203 (3)	78.47	0.716	14:42:07.301

P6		4 Mig		Colin PEACOCK		Mini Miglia 1293	
IDEAL LAP TIME : 2:18.160		BEST LAP TIME : 2:19.907		DIFFERENCE : 1.747			
LAP	SECTOR 1	SECTOR 2	SECTOR 3	LAP TIME	MPH	DIFF	TIME OF DAY
1 -		1:00.817	57.312	2:56.344	60.60	36.437	14:25:31.228
2 -	51.427	58.041	54.222	2:43.690	65.29	23.783	14:28:14.918
3 -	50.168	54.999	52.811	2:37.978	67.65	18.071	14:30:52.896
4 -	48.370	52.717	50.831	2:31.918	70.35	12.011	14:33:24.814
5 -	46.096	51.544	47.627	2:25.267	73.57	5.360	14:35:50.081
6 -	44.195	50.258	<b>46.114</b>	2:20.567 (2)	76.03	0.660	14:38:10.648
7 -	44.232	<b>48.640</b>	47.035	<b>2:19.907 (1)</b>	<b>76.39</b>		<b>14:40:30.555</b>
8 -	<b>43.406</b>	49.835	48.741	2:21.982 (3)	75.27	2.075	14:42:52.537

P7		49 Mig		Martin WAGER		Mini Miglia 1293	
IDEAL LAP TIME : 2:20.351		BEST LAP TIME : 2:21.247		DIFFERENCE : 0.896			
LAP	SECTOR 1	SECTOR 2	SECTOR 3	LAP TIME	MPH	DIFF	TIME OF DAY
1 -		1:01.089	56.682	2:57.736	60.13	36.489	14:25:32.620
2 -	51.057	57.990	55.166	2:44.213	65.08	22.966	14:28:16.833
3 -	48.469	55.150	53.014	2:36.633	68.23	15.386	14:30:53.466
4 -	47.613	52.674	48.929	2:29.216	71.62	7.969	14:33:22.682
5 -	45.833	51.164	47.951	2:24.948	73.73	3.701	14:35:47.630
6 -	44.364	49.890	<b>47.065</b>	2:21.319 (2)	75.63	0.072	14:38:08.949
7 -	44.614	49.744	48.141	2:22.499 (3)	75.00	1.252	14:40:31.448
8 -	<b>43.977</b>	<b>49.309</b>	47.961	<b>2:21.247 (1)</b>	<b>75.66</b>		<b>14:42:52.695</b>

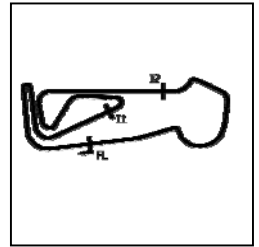
P8		91 Mig		Thorburn ASTIN		Mini Miglia 1293	
IDEAL LAP TIME : 2:21.458		BEST LAP TIME : 2:22.279		DIFFERENCE : 0.821			
LAP	SECTOR 1	SECTOR 2	SECTOR 3	LAP TIME	MPH	DIFF	TIME OF DAY
1 -		59.396	56.022	2:58.445	59.89	36.166	14:25:33.329
2 -	52.312	59.618	54.342	2:46.272	64.28	23.993	14:28:19.601
3 -	50.318	54.330	49.600	2:34.248	69.29	11.969	14:30:53.849
4 -	47.966	52.225	50.205	2:30.396	71.06	8.117	14:33:24.245
5 -	45.844	51.575	46.994	2:24.413	74.01	2.134	14:35:48.658
6 -	45.141	50.955	46.717	2:22.813 (3)	74.83	0.534	14:38:11.471
7 -	45.414	50.521	<b>46.344</b>	<b>2:22.279 (1)</b>	<b>75.12</b>		<b>14:40:33.750</b>
8 -	<b>44.629</b>	<b>50.485</b>	47.473	2:22.587 (2)	74.95	0.308	14:42:56.337

Weather / Track : Showers / Damp

Snetterton 300  
Circuit Length = 2.9689 miles  
Start: 14:22 Flag 14:41 End: 14:44

# Dunlop Mini Challenge supported by Mini Spares - Miglia

## RACE 12 - SECTOR ANALYSIS



SECTOR 1 = FL to I1, SECTOR 2 = I1 to I2, SECTOR 3 = I2 to FL, DIFF = Difference To Personal Best Lap, P = Crossed Finish Line in Pit Lane, D = Time Disallowed

P9 44 Mig		Shaun KING		Mini Miglia 1275			
IDEAL LAP TIME : 2:21.200		BEST LAP TIME : 2:21.710		DIFFERENCE : 0.510			
LAP	SECTOR 1	SECTOR 2	SECTOR 3	LAP TIME	MPH	DIFF	TIME OF DAY
1 -		1:00.957	56.589	2:59.831	59.43	38.121	14:25:34.715
2 -	53.059	59.049	54.525	2:46.633	64.14	24.923	14:28:21.348
3 -	50.576	54.226	51.492	2:36.294	68.38	14.584	14:30:57.642
4 -	52.123	52.620	49.867	2:34.610	69.12	12.900	14:33:32.252
5 -	46.373	51.612	48.150	2:26.135	73.13	4.425	14:35:58.387
6 -	44.819	50.348	48.086	2:23.253 (2)	74.60	1.543	14:38:21.640
7 -	45.932	<b>49.116</b>	49.578	2:24.626 (3)	73.90	2.916	14:40:46.266
8 -	<b>44.205</b>	49.626	<b>47.879</b>	<b>2:21.710 (1)</b>	<b>75.42</b>		<b>14:43:07.976</b>

P10 96 Mig		Justin COOPER		Mini Miglia 1297			
IDEAL LAP TIME : 2:20.261		BEST LAP TIME : 2:20.378		DIFFERENCE : 0.117			
LAP	SECTOR 1	SECTOR 2	SECTOR 3	LAP TIME	MPH	DIFF	TIME OF DAY
1 -		1:00.540	57.468	3:02.231	58.65	41.853	14:25:37.115
2 -	54.389	1:00.580	56.480	2:51.449	62.33	31.071	14:28:28.564
3 -	52.289	54.895	51.904	2:39.088	67.18	18.710	14:31:07.652
4 -	47.939	52.716	48.846	2:29.501	71.49	9.123	14:33:37.153
5 -	46.793	50.124	47.414	2:24.331 (3)	74.05	3.953	14:36:01.484
6 -	<b>44.356</b>	49.717	<b>46.305</b>	<b>2:20.378 (1)</b>	<b>76.13</b>		<b>14:38:21.862</b>
7 -	45.028	<b>49.600</b>	50.271	2:24.899	73.76	4.521	14:40:46.761
8 -	44.960	50.039	46.966	2:21.965 (2)	75.28	1.587	14:43:08.726

P11 219 Lib		Richard COLBURN		Mini Libre 1293			
IDEAL LAP TIME : 2:20.643		BEST LAP TIME : 2:20.836		DIFFERENCE : 0.193			
LAP	SECTOR 1	SECTOR 2	SECTOR 3	LAP TIME	MPH	DIFF	TIME OF DAY
1 -		1:02.045	57.617	3:06.567	57.28	45.731	14:25:41.451
2 -	53.709	59.712	55.679	2:49.100	63.20	28.264	14:28:30.551
3 -	51.605	54.620	52.408	2:38.633	67.37	17.797	14:31:09.184
4 -	48.006	51.910	49.192	2:29.108	71.68	8.272	14:33:38.292
5 -	46.072	50.476	47.192	2:23.740 (3)	74.35	2.904	14:36:02.032
6 -	<b>44.201</b>	49.538	<b>47.097</b>	<b>2:20.836 (1)</b>	<b>75.89</b>		<b>14:38:22.868</b>
7 -	44.787	<b>49.345</b>	49.823	2:23.955	74.24	3.119	14:40:46.823
8 -	44.786	50.145	47.723	2:22.654 (2)	74.92	1.818	14:43:09.477

P12 133 Lib		Les STANTON		Mini Libre 1293			
IDEAL LAP TIME : 2:26.475		BEST LAP TIME : 2:26.475		DIFFERENCE : 0.000			
LAP	SECTOR 1	SECTOR 2	SECTOR 3	LAP TIME	MPH	DIFF	TIME OF DAY
1 -		1:03.201	59.530	3:09.547	56.38	43.072	14:25:44.431
2 -	55.049	1:00.789	57.165	2:53.003	61.77	26.528	14:28:37.434
3 -	51.667	56.462	54.841	2:42.970	65.58	16.495	14:31:20.404
4 -	51.165	54.647	52.200	2:38.012	67.64	11.537	14:33:58.416
5 -	47.512	51.571	50.097	2:29.180 (3)	71.64	2.705	14:36:27.596
6 -	<b>46.420</b>	<b>51.090</b>	<b>48.965</b>	<b>2:26.475 (1)</b>	<b>72.96</b>		<b>14:38:54.071</b>
7 -	46.842	51.291	50.133	2:28.266 (2)	72.08	1.791	14:41:22.337
8 -	48.455	53.485	51.060	2:33.000	69.85	6.525	14:43:55.337

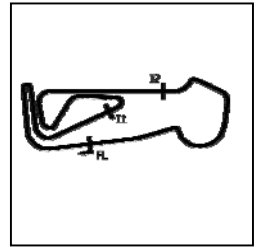
Weather / Track : Showers / Damp

Snetterton 300  
Circuit Length = 2.9689 miles  
Start: 14:22 Flag 14:41 End: 14:44



# Dunlop Mini Challenge supported by Mini Spares - Miglia

## RACE 12 - SECTOR ANALYSIS



SECTOR 1 = FL to I1, SECTOR 2 = I1 to I2, SECTOR 3 = I2 to FL, DIFF = Difference To Personal Best Lap, P = Crossed Finish Line in Pit Lane, D = Time Disallowed

P13 126 Lib		Peter HILLS		Mini Libre 1380			
IDEAL LAP TIME : 2:30.959		BEST LAP TIME : 2:31.366		DIFFERENCE : 0.407			
LAP	SECTOR 1	SECTOR 2	SECTOR 3	LAP TIME	MPH	DIFF	TIME OF DAY
1 -		1:03.458	59.974	3:09.187	56.49	37.821	14:25:44.071
2 -	56.281	1:02.531	57.633	2:56.445	60.57	25.079	14:28:40.516
3 -	52.984	57.458	53.748	2:44.190	65.09	12.824	14:31:24.706
4 -	49.151	54.178	51.579	2:34.908	68.99	3.542	14:33:59.614
5 -	48.077	53.710	51.891	2:33.678 (3)	69.54	2.312	14:36:33.292
6 -	47.709	53.420	<b>50.237</b>	<b>2:31.366 (1)</b>	<b>70.61</b>		<b>14:39:04.658</b>
7 -	<b>47.452</b>	<b>53.270</b>	51.574	2:32.296 (2)	70.17	0.930	14:41:36.954
8 -	49.453	55.975	53.042	2:38.470	67.44	7.104	14:44:15.424

P14 113 Lib		Phil HARVEY		Mini Libre 1380			
IDEAL LAP TIME : 2:57.799		BEST LAP TIME : 3:00.732		DIFFERENCE : 2.933			
LAP	SECTOR 1	SECTOR 2	SECTOR 3	LAP TIME	MPH	DIFF	TIME OF DAY
1 -		1:06.921	1:04.052	3:19.876	53.47	19.144	14:25:54.760
2 -	59.084	1:05.768	1:00.613	3:05.465	57.62	4.733	14:29:00.225
3 -	<b>56.151</b>	1:04.258	1:03.958	3:04.367	57.97	3.635	14:32:04.592
4 -	58.552	1:02.337	<b>1:00.435</b>	3:01.324 (2)	58.94	0.592	14:35:05.916
5 -	58.956	<b>1:01.213</b>	1:00.563	<b>3:00.732 (1)</b>	<b>59.13</b>		<b>14:38:06.648</b>
6 -	58.335	1:03.124	1:02.254	3:03.713	58.17	2.981	14:41:10.361
7 -	56.959	1:03.400	1:02.354	3:02.713 (3)	58.49	1.981	14:44:13.074

P15 11 Mig		Kane ASTIN		Mini Miglia 1293			
IDEAL LAP TIME : 2:15.635		BEST LAP TIME : 2:15.635		DIFFERENCE : 0.000			
LAP	SECTOR 1	SECTOR 2	SECTOR 3	LAP TIME	MPH	DIFF	TIME OF DAY
1 -		58.666	56.072	2:55.690	60.83	40.055	14:25:30.574
2 -	50.631	57.161	52.854	2:40.646	66.53	25.011	14:28:11.220
3 -	47.595	53.676	48.425	2:29.696	71.39	14.061	14:30:40.916
4 -	45.300	49.921	45.787	2:21.008 (3)	75.79	5.373	14:33:01.924
5 -	43.495	48.854	44.836	2:17.185 (2)	77.90	1.550	14:35:19.109
6 -	<b>43.170</b>	<b>48.327</b>	<b>44.138</b>	<b>2:15.635 (1)</b>	<b>78.80</b>		<b>14:37:34.744</b>

P16 25 Mig		James COLBURN		Mini Miglia 1293			
IDEAL LAP TIME : 2:19.186		BEST LAP TIME : 2:19.345		DIFFERENCE : 0.159			
LAP	SECTOR 1	SECTOR 2	SECTOR 3	LAP TIME	MPH	DIFF	TIME OF DAY
1 -		59.640	56.870	2:56.141	60.67	36.796	14:25:31.025
2 -	51.080	56.577	52.103	2:39.760	66.90	20.415	14:28:10.785
3 -	48.004	53.472	48.399	2:29.875	71.31	10.530	14:30:40.660
4 -	46.076	51.142	46.173	2:23.391 (3)	74.53	4.046	14:33:04.051
5 -	44.487	50.837	<b>45.761</b>	2:21.085 (2)	75.75	1.740	14:35:25.136
6 -	<b>43.667</b>	<b>49.758</b>	45.920	<b>2:19.345 (1)</b>	<b>76.70</b>		<b>14:37:44.481</b>

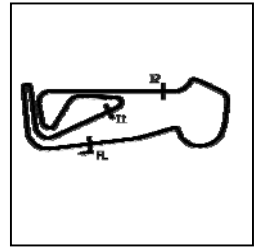
P17 177 Lib		Peter CREWES		Mini Libre 1380			
IDEAL LAP TIME : 2:20.459		BEST LAP TIME : 2:20.525		DIFFERENCE : 0.066			
LAP	SECTOR 1	SECTOR 2	SECTOR 3	LAP TIME	MPH	DIFF	TIME OF DAY
1 -		1:00.923	58.006	3:04.352	57.97	43.827	14:25:39.236
2 -	53.189	59.733	57.360	2:50.282	62.76	29.757	14:28:29.518
3 -	51.789	55.319	52.784	2:39.892	66.84	19.367	14:31:09.410
4 -	48.048	51.180	48.806	2:28.034 (3)	72.20	7.509	14:33:37.444
5 -	45.376	50.142	<b>47.340</b>	2:22.858 (2)	74.81	2.333	14:36:00.302
6 -	<b>43.920</b>	<b>49.199</b>	47.406	<b>2:20.525 (1)</b>	<b>76.05</b>		<b>14:38:20.827</b>

Weather / Track : Showers / Damp

Snetterton 300  
Circuit Length = 2.9689 miles  
Start: 14:22 Flag 14:41 End: 14:44

# Dunlop Mini Challenge supported by Mini Spares - Miglia

## RACE 12 - SECTOR ANALYSIS



SECTOR 1 = FL to I1, SECTOR 2 = I1 to I2, SECTOR 3 = I2 to FL, DIFF = Difference To Personal Best Lap, P = Crossed Finish Line in Pit Lane, D = Time Disallowed

<b>P18 85 Mig Sam SUMMERHAYES</b>		Mini Miglia 1293					
IDEAL LAP TIME : 2:31.785		BEST LAP TIME : 2:31.785		DIFFERENCE : 0.000			
LAP	SECTOR 1	SECTOR 2	SECTOR 3	LAP TIME	MPH	DIFF	TIME OF DAY
1 -		58.967	53.982	2:51.075 (3)	62.47	19.290	14:25:25.959
2 -	51.412	57.361	53.768	2:42.541 (2)	65.75	10.756	14:28:08.500
3 -	<b>48.593</b>	<b>53.445</b>	<b>49.747</b>	<b>2:31.785 (1)</b>	<b>70.41</b>		<b>14:30:40.285</b>

<b>P19 69 Mig Tony LE MAY</b>		Mini Miglia 1293					
IDEAL LAP TIME : 2:36.450		BEST LAP TIME : 2:36.450		DIFFERENCE : 0.000			
LAP	SECTOR 1	SECTOR 2	SECTOR 3	LAP TIME	MPH	DIFF	TIME OF DAY
1 -		1:01.004	55.801	2:58.621 (3)	59.83	22.171	14:25:33.505
2 -	53.222	59.324	53.971	2:46.517 (2)	64.18	10.067	14:28:20.022
3 -	<b>50.206</b>	<b>55.107</b>	<b>51.137</b>	<b>2:36.450 (1)</b>	<b>68.31</b>		<b>14:30:56.472</b>

<b>P20 20 Mig Mark SIMS</b>		Mini Miglia 1293					
IDEAL LAP TIME : 2:53.704		BEST LAP TIME : 3:04.186		DIFFERENCE : 10.482			
LAP	SECTOR 1	SECTOR 2	SECTOR 3	LAP TIME	MPH	DIFF	TIME OF DAY
1 -		1:02.648	<b>58.389</b>	<b>3:04.186 (1)</b>	<b>58.02</b>		<b>14:25:39.070</b>

# Dunlop Mini Challenge supported by Mini Spares - Miglia

## RACE 12 - BEST SECTORS

SECTOR 1			SECTOR 2			SECTOR 3			IDEAL / BEST COMPARISON						
POS	NO	NAME	TIME	NO	NAME	TIME	NO	NAME	TIME	POS	NO	NAME	IDEAL	BEST	DIFF
													<b>PERFECT LAP</b>	<b>2:13.056</b>	
1	23	DEETH	41.674	23	DEETH	47.568	23	DEETH	43.814	1	23	DEETH	2:13.056	2:13.154	0.098
2	21	SMITH	41.828	21	SMITH	47.682	77	JORDAN	44.119	2	21	SMITH	2:13.810	2:13.910	0.100
3	77	JORDAN	42.030	77	JORDAN	47.837	11	ASTIN	44.138	3	77	JORDAN	2:13.986	2:13.986	0.000
4	34	FERGUSON	42.527	55	COLBURN	47.953	55	COLBURN	44.188	4	55	COLBURN	2:14.795	2:14.891	0.096
5	55	COLBURN	42.654	34	FERGUSON	48.055	21	SMITH	44.300	5	34	FERGUSON	2:14.973	2:15.487	0.514
6	11	ASTIN	43.170	11	ASTIN	48.327	34	FERGUSON	44.391	6	11	ASTIN	2:15.635	2:15.635	0.000
7	4	PEACOCK	43.406	4	PEACOCK	48.640	25	COLBURN	45.761	7	4	PEACOCK	2:18.160	2:19.907	1.747
8	25	COLBURN	43.667	44	KING	49.116	4	PEACOCK	46.114	8	25	COLBURN	2:19.186	2:19.345	0.159
9	177	CREWES	43.920	177	CREWES	49.199	96	COOPER	46.305	9	96	COOPER	2:20.261	2:20.378	0.117
10	49	WAGER	43.977	49	WAGER	49.309	91	ASTIN	46.344	10	49	WAGER	2:20.351	2:21.247	0.896
11	219	COLBURN	44.201	219	COLBURN	49.345	49	WAGER	47.065	11	177	CREWES	2:20.459	2:20.525	0.066
12	44	KING	44.205	96	COOPER	49.600	219	COLBURN	47.097	12	219	COLBURN	2:20.643	2:20.836	0.193
13	96	COOPER	44.356	25	COLBURN	49.758	177	CREWES	47.340	13	44	KING	2:21.200	2:21.710	0.510
14	91	ASTIN	44.629	91	ASTIN	50.485	44	KING	47.879	14	91	ASTIN	2:21.458	2:22.279	0.821
15	133	STANTON	46.420	133	STANTON	51.090	133	STANTON	48.965	15	133	STANTON	2:26.475	2:26.475	0.000
16	126	HILLS	47.452	126	HILLS	53.270	85	SUMMERHAYES	49.747	16	126	HILLS	2:30.959	2:31.366	0.407
17	85	SUMMERHAYES	48.593	85	SUMMERHAYES	53.445	126	HILLS	50.237	17	85	SUMMERHAYES	2:31.785	2:31.785	0.000
18	69	LE MAY	50.206	69	LE MAY	55.107	69	LE MAY	51.137	18	69	LE MAY	2:36.450	2:36.450	0.000
19	20	SIMS	54.065	113	HARVEY	1:01.213	20	SIMS	58.389	19	20	SIMS	2:53.704	3:04.186	10.482
20	113	HARVEY	56.151	20	SIMS	1:01.250	113	HARVEY	1:00.435	20	113	HARVEY	2:57.799	3:00.732	2.933
21															
22															

Weather / Track : Showers / Damp

Results can be found at [www.tsl-timing.com](http://www.tsl-timing.com)

Snetterton 300

Circuit Length = 2.9689 miles

Start: 14:22 Flag 14:41 End: 14:44

Printed - 14:47 Sunday, 09 May 2021

# Dunlop Mini Challenge supported by Mini Spares - Miglia

## RACE 12 - STATISTICS

<b>Competitors Started</b>	21
<b>Planned Start</b>	2021-05-09 @ 13:55:00.000
<b>Actual Start</b>	2021-05-09 @ 14:22:34.883
<b>Finish Time</b>	2021-05-09 @ 14:41:56.130
<b>Track Length</b>	2.9689mi.
<b>Total Laps</b>	136
<b>Total Distance Covered</b>	403.7719mi.

### Session Fastest Lap History

NO	CL	NAME	LAP TIME	TIME OF DAY	LAP	VEHICLE
77	Mig	Andrew JORDAN	2:49.817	14:25:24.702	1	Mini Miglia 1293
77	Mig	Andrew JORDAN	2:37.985	14:28:02.687	2	Mini Miglia 1293
77	Mig	Andrew JORDAN	2:30.622	14:30:33.309	3	Mini Miglia 1293
34	Mig	Joe FERGUSON	2:30.273	14:30:39.012	3	Mini Miglia 1293
21	Mig	Aaron SMITH	2:30.225	14:30:40.570	3	Mini Miglia 1293
25	Mig	James COLBURN	2:29.875	14:30:40.660	3	Mini Miglia 1293
11	Mig	Kane ASTIN	2:29.696	14:30:40.922	3	Mini Miglia 1293
77	Mig	Andrew JORDAN	2:23.758	14:32:57.067	4	Mini Miglia 1293
21	Mig	Aaron SMITH	2:20.616	14:33:01.246	4	Mini Miglia 1293
55	Mig	Ben COLBURN	2:20.520	14:33:03.560	4	Mini Miglia 1293
77	Mig	Andrew JORDAN	2:18.092	14:35:15.158	5	Mini Miglia 1293
21	Mig	Aaron SMITH	2:16.044	14:35:17.290	5	Mini Miglia 1293
77	Mig	Andrew JORDAN	2:14.932	14:37:30.091	6	Mini Miglia 1293
21	Mig	Aaron SMITH	2:14.042	14:37:31.332	6	Mini Miglia 1293
77	Mig	Andrew JORDAN	2:13.986	14:39:44.076	7	Mini Miglia 1293
23	Mig	Rupert DEETH	2:13.263	14:39:47.853	7	Mini Miglia 1293
23	Mig	Rupert DEETH	2:13.154	14:42:01.008	8	Mini Miglia 1293

### Session Leader History

NO	CL	NAME	FROM LAP	LAPS LED	DISTANCE	VEHICLE
77	Mig	Andrew JORDAN	1	8	23.75 miles	Mini Miglia 1293

### Flag History

TYPE	TIME OF DAY
GREEN	14:22:34.883
FINISH	14:41:56.130

### Flag Statistics

TYPE	COUNT	TOTAL LAPS	TOTAL TIME
Green	1	8	21:51.158
Red	0	0	0.000
Safety Car	0	0	0.000
FCY	0	0	0.000

Weather / Track : Showers / Damp

# Dunlop Mini Challenge supported by Mini Spares - Miglia

## RACE 12 - STATISTICS

CLASS : Lib

5 Starters

### Fastest Lap History

NO	NAME	LAP TIME	TIME OF DAY	LAP	VEHICLE
177	Peter CREWES	<b>3:04.352</b>	14:25:39.245	1	Mini Libre 1380
177	Peter CREWES	<b>2:50.282</b>	14:28:29.526	2	Mini Libre 1380
219	Richard COLBURN	<b>2:49.100</b>	14:28:30.552	2	Mini Libre 1293
219	Richard COLBURN	<b>2:38.633</b>	14:31:09.187	3	Mini Libre 1293
177	Peter CREWES	<b>2:28.034</b>	14:33:37.451	4	Mini Libre 1380
177	Peter CREWES	<b>2:22.858</b>	14:36:00.310	5	Mini Libre 1380
177	Peter CREWES	<b>2:20.525</b>	14:38:20.834	6	Mini Libre 1380

### Leader History

NO	NAME	FROM LAP	LAPS LED	DISTANCE	VEHICLE
177	Peter CREWES	1	2	5.93 miles	Mini Libre 1380
219	Richard COLBURN	3	1	2.96 miles	Mini Libre 1293
177	Peter CREWES	4	3	8.90 miles	Mini Libre 1380
219	Richard COLBURN	7	2	5.93 miles	Mini Libre 1293

Weather / Track : Showers / Damp

Results can be found at [www.tsl-timing.com](http://www.tsl-timing.com)

Page 2 of 3

Snetterton 300  
Circuit Length = 2.9689 miles  
Start: 14:22 Flag 14:41 End: 14:44

Printed - 14:48 Sunday, 09 May 2021

# Dunlop Mini Challenge supported by Mini Spares - Miglia

## RACE 12 - STATISTICS

CLASS : Mig

16 Starters

### Fastest Lap History

NO	NAME	LAP TIME	TIME OF DAY	LAP	VEHICLE
77	Andrew JORDAN	2:49.817	14:25:24.702	1	Mini Miglia 1293
77	Andrew JORDAN	2:37.985	14:28:02.687	2	Mini Miglia 1293
77	Andrew JORDAN	2:30.622	14:30:33.309	3	Mini Miglia 1293
34	Joe FERGUSON	2:30.273	14:30:39.012	3	Mini Miglia 1293
21	Aaron SMITH	2:30.225	14:30:40.570	3	Mini Miglia 1293
25	James COLBURN	2:29.875	14:30:40.660	3	Mini Miglia 1293
11	Kane ASTIN	2:29.696	14:30:40.922	3	Mini Miglia 1293
77	Andrew JORDAN	2:23.758	14:32:57.067	4	Mini Miglia 1293
21	Aaron SMITH	2:20.616	14:33:01.246	4	Mini Miglia 1293
55	Ben COLBURN	2:20.520	14:33:03.560	4	Mini Miglia 1293
77	Andrew JORDAN	2:18.092	14:35:15.158	5	Mini Miglia 1293
21	Aaron SMITH	2:16.044	14:35:17.290	5	Mini Miglia 1293
77	Andrew JORDAN	2:14.932	14:37:30.091	6	Mini Miglia 1293
21	Aaron SMITH	2:14.042	14:37:31.332	6	Mini Miglia 1293
77	Andrew JORDAN	2:13.986	14:39:44.076	7	Mini Miglia 1293
23	Rupert DEETH	2:13.263	14:39:47.853	7	Mini Miglia 1293
23	Rupert DEETH	2:13.154	14:42:01.008	8	Mini Miglia 1293

### Leader History

NO	NAME	FROM LAP	LAPS LED	DISTANCE	VEHICLE
77	Andrew JORDAN	1	8	23.75 miles	Mini Miglia 1293

Weather / Track : Showers / Damp

Results can be found at [www.tsl-timing.com](http://www.tsl-timing.com)

Page 3 of 3

Snetterton 300  
Circuit Length = 2.9689 miles  
Start: 14:22 Flag 14:41 End: 14:44

Printed - 14:48 Sunday, 09 May 2021