



**DUNLOP NATIONAL MINI  
CHALLENGE SUPPORTED BY MINI  
SPARES – SE7EN**

**Snetterton 300 Circuit**

**8<sup>th</sup> / 9<sup>th</sup> May 2021**



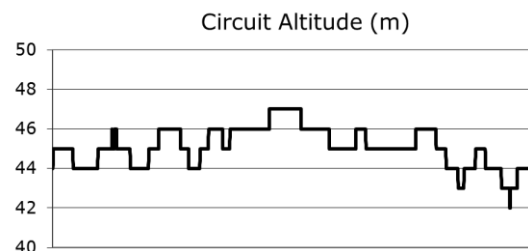
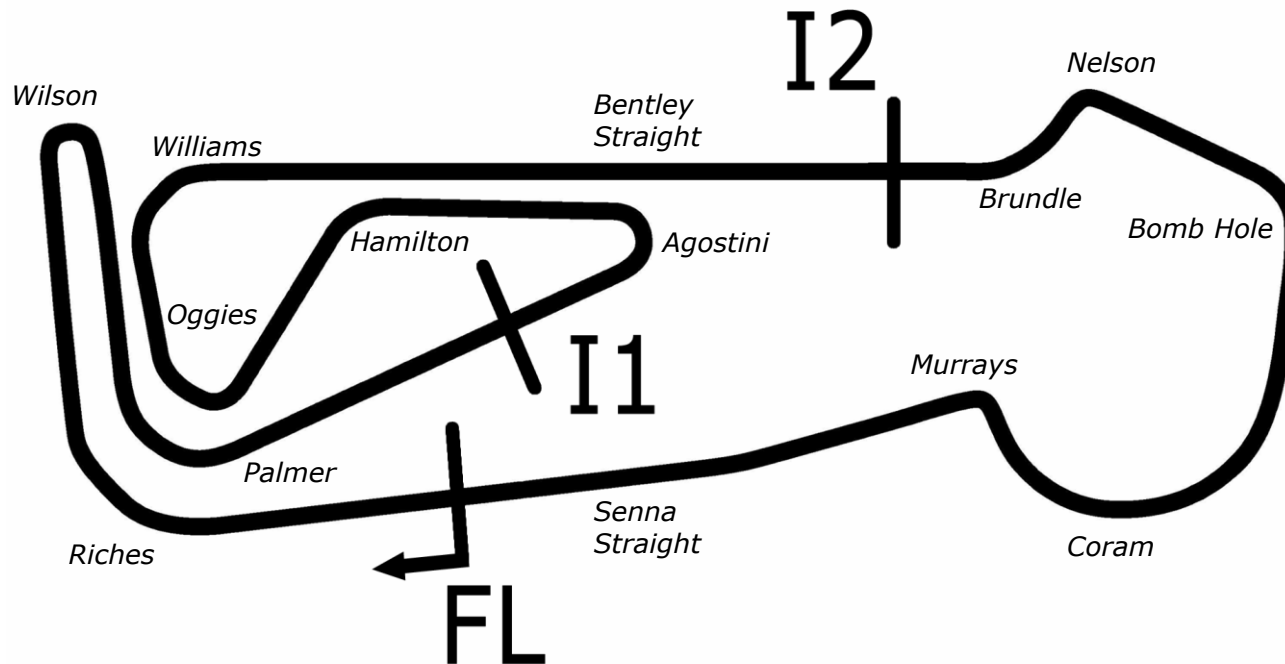
**Results Provided by Timing Solutions Ltd**  
[www.tsl-timing.com](http://www.tsl-timing.com)

# Snetterton 300



SPORTS TIMING

TIMING SOLUTIONS LTD



Length	2.9689 miles	4778.0 m	
FL		52.46340 N	0.94476 E
I1	1545m	52.46487 N	0.94466 E
I2	3198m	52.46617 N	0.94964 E
Pit Entry	4572m	52.46364 N	0.94774 E
Pit Exit	40m after FL	52.46338 N	0.94420 E
Pit Entry-Pit Exit 246m, 14.7s @60kph, 11.0s @80kph			

All results available at [www.tsl-timing.com](http://www.tsl-timing.com)

# Dunlop Mini Challenge supported by Mini Spares - Se7en

## QUALIFYING - RACE 7 - CLASSIFICATION

POS	NO	CL	PIC NAME	ENTRY	TIME	ON	LAPS	GAP	DIFF	MPH
1	1	7	1 Jeff SMITH	Mini Se7en 998	2:50.815	6	6			62.57
2	77	7	2 Andrew DEVINY	Mini Se7en 998	2:53.005	6	6	2.190	2.190	61.77
3	80	7	3 Joe THOMPSON	Mini Se7en 998	2:53.997	5	6	3.182	0.992	61.42
4	99	7	4 Nicholas CROYDON-FOWLER	Mini Se7en 998	2:54.450	6	6	3.635	0.453	61.26
5	728	7S	1 Michael WINKWORTH	Mini Se7en S 1275	2:55.621	6	6	4.806	1.171	60.85
6	41	7	5 Jonathan LEWIS	Mini Se7en 998	2:57.182	4	5	6.367	1.561	60.32
7	87	7	6 Connor O BRIEN	Mini Se7en 998	2:57.273	6	6	6.458	0.091	60.29
8	711	7S	2 Damien HARRINGTON	Mini Se7en S 1300	2:57.320	6	6	6.505	0.047	60.27
9	2	7	7 Spencer WANSTALL	Mini Se7en 998	2:59.989	2	2	9.174	2.669	59.38
10	742	7S	3 Benjamin BUTLER	Mini Se7en S 1293	3:00.451	6	6	9.636	0.462	59.22
11	20	7	8 Darren THOMAS	Mini Se7en 998	3:01.383	6	6	10.568	0.932	58.92
12	758	7S	4 Matthew AYRES	Mini Se7en S 1275	3:01.650	3	6	10.835	0.267	58.83
13	4	7	9 Lee ROBERTS	Mini Se7en 998	3:02.100	5	5	11.285	0.450	58.69
14	6	7	10 Graeme DAVIS	Mini Se7en 998	3:03.514	6	6	12.699	1.414	58.24
15	777	7S	5 Dave REES	Mini Se7en S 1275	3:05.701	5	5	14.886	2.187	57.55
16	712	7S	6 Greg DAW	Mini Se7en S 1293	3:05.951	6	6	15.136	0.250	57.47
17	784	7S	7 Ryan TAYLOR	Mini Se7en S 1293	3:07.841	4	5	17.026	1.890	56.89
18	732	7S	8 Darren COX	Mini Se7en S 1293	3:08.009	5	5	17.194	0.168	56.84
19	76	7	11 Jo POLLEY	Mini Se7en 998	3:09.318	5	6	18.503	1.309	56.45
20	766	7S	9 Geoff WILLIAMS	Mini Se7en S 1275	3:15.274	4	5	24.459	5.956	54.73
21	729	7S	10 Darren JEREMIAH	Mini Se7en S 1300	3:17.016	3	5	26.201	1.742	54.24
22	733	7S	11 James BRYAN	Mini Se7en S 1293	3:17.432	3	5	26.617	0.416	54.13
23	715	7S	12 Jonnie KENT	Mini Se7en S 1275	3:17.973	5	5	27.158	0.541	53.98
24	8	7	12 Julian PROCTOR	Mini Se7en 998	3:18.300	3	4	27.485	0.327	53.89
25	796	7S	13 Mark CHAPPELL	Mini Se7en S 1275	3:18.827	5	5	28.012	0.527	53.75
26	763	7S	14 John COCKBURN-EVANS	Mini Se7en S 1293	3:23.202	4	5	32.387	4.375	52.59
27	7	7	13 Jordan SIMS	Mini Se7en 998			4			

Cars 2 and 732 - Please fit a working transponder

Weather / Track : Overcast / Drying

These results are provisional until the conclusion of any judicial and technical matters.

Snetterton 300

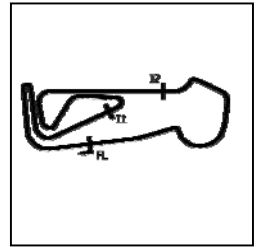
Circuit Length = 2.9689 miles

Start: 14:59 Flag 15:17 End: 15:17

Clerk Of Course : Andrew Outterside	Stewards :	Timekeeper : Lisa Sneader
-------------------------------------	------------	---------------------------

# Dunlop Mini Challenge supported by Mini Spares - Se7en

## QUALIFYING - RACE 7 - SECTOR ANALYSIS



SECTOR 1 = FL to I1, SECTOR 2 = I1 to I2, SECTOR 3 = I2 to FL, DIFF = Difference To Personal Best Lap, P = Crossed Finish Line in Pit Lane, D = Time Disallowed

P1		1 7		Jeff SMITH		Mini Se7en 998	
IDEAL LAP TIME : 2:50.815		BEST LAP TIME : 2:50.815		DIFFERENCE : 0.000			
LAP	SECTOR 1	SECTOR 2	SECTOR 3	LAP TIME	MPH	DIFF	TIME OF DAY
1 -			IN PIT			P	15:00:14.107
2 -	OUTLAP	1:03.170	1:00.624	3:02.427	58.58	11.612	15:03:16.534
3 -	54.635	1:01.862	59.387	2:55.884	60.76	5.069	15:06:12.418
4 -	54.288	1:00.705	58.744	2:53.737 (3)	61.51	2.922	15:09:06.155
5 -	53.817	1:01.042	57.941	2:52.800 (2)	61.85	1.985	15:11:58.955
6 -	<b>53.011</b>	<b>1:00.371</b>	<b>57.433</b>	<b>2:50.815 (1)</b>	<b>62.57</b>		<b>15:14:49.770</b>

P2		77 7		Andrew DEVINY		Mini Se7en 998	
IDEAL LAP TIME : 2:53.005		BEST LAP TIME : 2:53.005		DIFFERENCE : 0.000			
LAP	SECTOR 1	SECTOR 2	SECTOR 3	LAP TIME	MPH	DIFF	TIME OF DAY
1 -			IN PIT			P	15:00:10.232
2 -	OUTLAP	1:07.692	1:01.430	3:12.311	55.57	19.306	15:03:22.543
3 -	53.847	1:02.624	59.648	2:56.119	60.68	3.114	15:06:18.662
4 -	53.970	1:02.557	58.907	2:55.434 (3)	60.92	2.429	15:09:14.096
5 -	54.091	1:02.113	58.381	2:54.585 (2)	61.21	1.580	15:12:08.681
6 -	<b>52.762</b>	<b>1:02.057</b>	<b>58.186</b>	<b>2:53.005 (1)</b>	<b>61.77</b>		<b>15:15:01.686</b>

P3		80 7		Joe THOMPSON		Mini Se7en 998	
IDEAL LAP TIME : 2:53.765		BEST LAP TIME : 2:53.997		DIFFERENCE : 0.232			
LAP	SECTOR 1	SECTOR 2	SECTOR 3	LAP TIME	MPH	DIFF	TIME OF DAY
1 -			IN PIT			P	15:00:18.828
2 -	OUTLAP	1:04.789	1:02.505	3:07.506	57.00	13.509	15:03:26.334
3 -	54.292	1:02.616	59.338	2:56.246 (3)	60.64	2.249	15:06:22.580
4 -	53.964	1:02.049	58.777	2:54.790 (2)	61.14	0.793	15:09:17.370
5 -	53.637	<b>1:01.696</b>	<b>58.664</b>	<b>2:53.997 (1)</b>	<b>61.42</b>		<b>15:12:11.367</b>
6 -	53.464	1:10.762	58.924	3:03.150	58.35	9.153	15:15:14.517

P4		99 7		Nicholas CROYDON-FOWLER		Mini Se7en 998	
IDEAL LAP TIME : 2:54.218		BEST LAP TIME : 2:54.450		DIFFERENCE : 0.232			
LAP	SECTOR 1	SECTOR 2	SECTOR 3	LAP TIME	MPH	DIFF	TIME OF DAY
1 -			IN PIT			P	14:59:58.204
2 -	OUTLAP	1:05.368	1:03.614	3:12.469	55.53	18.019	15:03:10.673
3 -	58.092	1:03.375	1:00.399	3:01.866	58.76	7.416	15:06:12.539
4 -	55.661	1:02.409	59.374	2:57.444 (3)	60.23	2.994	15:09:09.983
5 -	54.707	<b>1:01.562</b>	59.159	2:55.428 (2)	60.92	0.978	15:12:05.411
6 -	<b>53.840</b>	1:01.794	<b>58.816</b>	<b>2:54.450 (1)</b>	<b>61.26</b>		<b>15:14:59.861</b>

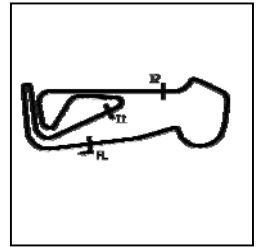
P5		728 7S		Michael WINKWORTH		Mini Se7en S 1275	
IDEAL LAP TIME : 2:55.621		BEST LAP TIME : 2:55.621		DIFFERENCE : 0.000			
LAP	SECTOR 1	SECTOR 2	SECTOR 3	LAP TIME	MPH	DIFF	TIME OF DAY
1 -			IN PIT			P	15:00:47.094
2 -	OUTLAP	1:05.348	1:04.969	3:11.485	55.81	15.864	15:03:58.579
3 -	57.057	1:07.615	1:03.394	3:08.066	56.83	12.445	15:07:06.645
4 -	56.485	1:02.905	1:00.987	3:00.377 (3)	59.25	4.756	15:10:07.022
5 -	55.436	1:03.103	1:00.143	2:58.682 (2)	59.81	3.061	15:13:05.704
6 -	<b>54.553</b>	<b>1:01.608</b>	<b>59.460</b>	<b>2:55.621 (1)</b>	<b>60.85</b>		<b>15:16:01.325</b>

Weather / Track : Overcast / Drying

Snetterton 300  
Circuit Length = 2.9689 miles  
Start: 14:59 Flag 15:17 End: 15:17

# Dunlop Mini Challenge supported by Mini Spares - Se7en

## QUALIFYING - RACE 7 - SECTOR ANALYSIS



SECTOR 1 = FL to I1, SECTOR 2 = I1 to I2, SECTOR 3 = I2 to FL, DIFF = Difference To Personal Best Lap, P = Crossed Finish Line in Pit Lane, D = Time Disallowed

<b>P6 41 7</b>		<b>Jonathan LEWIS</b>		Mini Se7en 998			
IDEAL LAP TIME : 2:56.282		BEST LAP TIME : 2:57.182		DIFFERENCE : 0.900			
LAP	SECTOR 1	SECTOR 2	SECTOR 3	LAP TIME	MPH	DIFF	TIME OF DAY
1 -			IN PIT			<b>P</b>	15:00:23.681
2 -	OUTLAP	1:04.129	1:00.376	3:02.531	58.55	5.349	15:03:26.212
3 -	55.661	1:03.527	59.493	2:58.681 (3)	59.81	1.499	15:06:24.893
4 -	55.144	1:02.564	<b>59.474</b>	<b>2:57.182 (1)</b>	<b>60.32</b>		<b>15:09:22.075</b>
5 -	<b>54.813</b>	<b>1:01.995</b>	1:01.272	2:58.080 (2)	60.01	0.898	15:12:20.155

<b>P7 87 7</b>		<b>Connor O BRIEN</b>		Mini Se7en 998			
IDEAL LAP TIME : 2:57.098		BEST LAP TIME : 2:57.273		DIFFERENCE : 0.175			
LAP	SECTOR 1	SECTOR 2	SECTOR 3	LAP TIME	MPH	DIFF	TIME OF DAY
1 -			IN PIT			<b>P</b>	15:00:29.144
2 -	OUTLAP	1:09.157	1:09.292	3:19.403	53.60	22.130	15:03:48.547
3 -	57.877	1:08.654	1:02.708	3:09.239	56.47	11.966	15:06:57.786
4 -	<b>55.383</b>	1:04.089	1:01.318	3:00.790 (3)	59.11	3.517	15:09:58.576
5 -	55.510	1:03.189	59.853	2:58.552 (2)	59.85	1.279	15:12:57.128
6 -	55.558	<b>1:02.800</b>	<b>58.915</b>	<b>2:57.273 (1)</b>	<b>60.29</b>		<b>15:15:54.401</b>

<b>P8 711 7S</b>		<b>Damien HARRINGTON</b>		Mini Se7en S 1300			
IDEAL LAP TIME : 2:57.320		BEST LAP TIME : 2:57.320		DIFFERENCE : 0.000			
LAP	SECTOR 1	SECTOR 2	SECTOR 3	LAP TIME	MPH	DIFF	TIME OF DAY
1 -			IN PIT			<b>P</b>	15:00:36.970
2 -	OUTLAP	1:05.918	1:05.839	3:13.661	55.18	16.341	15:03:50.631
3 -	57.338	1:06.350	1:03.282	3:06.970	57.16	9.650	15:06:57.601
4 -	57.294	1:03.457	1:05.069	3:05.820 (3)	57.51	8.500	15:10:03.421
5 -	55.900	1:04.019	59.989	2:59.908 (2)	59.40	2.588	15:13:03.329
6 -	<b>54.998</b>	<b>1:02.879</b>	<b>59.443</b>	<b>2:57.320 (1)</b>	<b>60.27</b>		<b>15:16:00.649</b>

<b>P9 2 7</b>		<b>Spencer WANSTALL</b>		Mini Se7en 998			
IDEAL LAP TIME :		BEST LAP TIME : 2:59.989		DIFFERENCE :			
LAP	SECTOR 1	SECTOR 2	SECTOR 3	LAP TIME	MPH	DIFF	TIME OF DAY
1 -							15:03:30.404
2 -				<b>2:59.989 (1)</b>	<b>59.38</b>		<b>15:06:30.393</b>

<b>P10 742 7S</b>		<b>Benjamin BUTLER</b>		Mini Se7en S 1293			
IDEAL LAP TIME : 2:59.251		BEST LAP TIME : 3:00.451		DIFFERENCE : 1.200			
LAP	SECTOR 1	SECTOR 2	SECTOR 3	LAP TIME	MPH	DIFF	TIME OF DAY
1 -			IN PIT			<b>P</b>	15:00:35.451
2 -	OUTLAP	1:08.231	1:06.867	3:17.912	54.00	17.461	15:03:53.363
3 -	58.534	1:06.106	1:01.716	3:06.356	57.35	5.905	15:06:59.719
4 -	56.890	<b>1:03.554</b>	1:03.607	3:04.051 (3)	58.07	3.600	15:10:03.770
5 -	57.069	1:05.150	1:01.144	3:03.363 (2)	58.28	2.912	15:13:07.133
6 -	<b>55.559</b>	1:04.754	<b>1:00.138</b>	<b>3:00.451 (1)</b>	<b>59.22</b>		<b>15:16:07.584</b>

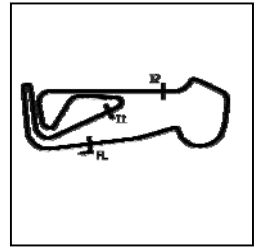
<b>P11 20 7</b>		<b>Darren THOMAS</b>		Mini Se7en 998			
IDEAL LAP TIME : 3:00.967		BEST LAP TIME : 3:01.383		DIFFERENCE : 0.416			
LAP	SECTOR 1	SECTOR 2	SECTOR 3	LAP TIME	MPH	DIFF	TIME OF DAY
1 -			IN PIT			<b>P</b>	15:00:42.436
2 -	OUTLAP	1:07.488	1:05.981	3:16.687	54.34	15.304	15:03:59.123
3 -	58.432	1:09.142	1:02.513	3:10.087 (3)	56.22	8.704	15:07:09.210
4 -	56.609	1:06.558	1:02.103	3:05.270 (2)	57.68	3.887	15:10:14.480
5 -	56.410	<b>1:04.058</b>	1:13.830	3:14.298	55.00	12.915	15:13:28.778
6 -	<b>55.762</b>	1:04.474	<b>1:01.147</b>	<b>3:01.383 (1)</b>	<b>58.92</b>		<b>15:16:30.161</b>

Weather / Track : Overcast / Drying

Snetterton 300  
Circuit Length = 2.9689 miles  
Start: 14:59 Flag 15:17 End: 15:17

# Dunlop Mini Challenge supported by Mini Spares - Se7en

## QUALIFYING - RACE 7 - SECTOR ANALYSIS



SECTOR 1 = FL to I1, SECTOR 2 = I1 to I2, SECTOR 3 = I2 to FL, DIFF = Difference To Personal Best Lap, P = Crossed Finish Line in Pit Lane, D = Time Disallowed

P12 758 7S		Matthew AYRES		Mini Se7en S 1275			
IDEAL LAP TIME : 2:58.682		BEST LAP TIME : 3:01.650		DIFFERENCE : 2.968			
LAP	SECTOR 1	SECTOR 2	SECTOR 3	LAP TIME	MPH	DIFF	TIME OF DAY
1 -			IN PIT			P	15:00:13.029
2 -	OUTLAP	1:07.455	1:04.014	3:12.852	55.42	11.202	15:03:25.881
3 -	56.851	1:03.480	1:01.319	<b>3:01.650 (1)</b>	<b>58.83</b>		<b>15:06:27.531</b>
4 -	56.071	1:04.277	1:01.866	3:02.214 (2)	58.65	0.564	15:09:29.745
5 -	<b>54.699</b>	1:04.626	IN PIT	3:47.402 P	47.00	45.752	15:13:17.147
6 -	OUTLAP	<b>1:02.897</b>	<b>1:01.086</b>	3:02.298	58.62	0.648	15:16:19.445

P13 4 7		Lee ROBERTS		Mini Se7en 998			
IDEAL LAP TIME : 3:00.002		BEST LAP TIME : 3:02.100		DIFFERENCE : 2.098			
LAP	SECTOR 1	SECTOR 2	SECTOR 3	LAP TIME	MPH	DIFF	TIME OF DAY
1 -			IN PIT			P	15:00:50.173
2 -	OUTLAP	1:08.176	1:06.149	3:17.868	54.01	15.768	15:04:08.041
3 -	1:13.035	1:04.791	1:02.021	3:19.847 (3)	53.48	17.747	15:07:27.888
4 -	1:00.903	1:07.523	<b>1:00.936</b>	3:09.362 (2)	56.44	7.262	15:10:37.250
5 -	56.979	1:03.701	1:01.420	<b>3:02.100 (1)</b>	<b>58.69</b>		<b>15:13:39.350</b>

P14 6 7		Graeme DAVIS		Mini Se7en 998			
IDEAL LAP TIME : 3:03.363		BEST LAP TIME : 3:03.514		DIFFERENCE : 0.151			
LAP	SECTOR 1	SECTOR 2	SECTOR 3	LAP TIME	MPH	DIFF	TIME OF DAY
1 -			IN PIT			P	15:00:20.022
2 -	OUTLAP	1:09.504	1:07.243	3:19.677	53.52	16.163	15:03:39.699
3 -	1:00.853	1:06.788	1:03.743	3:11.384 (3)	55.84	7.870	15:06:51.083
4 -	58.001	1:06.734	1:08.526	3:13.261	55.30	9.747	15:10:04.344
5 -	58.959	<b>1:04.583</b>	1:02.800	3:06.342 (2)	57.35	2.828	15:13:10.686
6 -	<b>57.078</b>	1:04.734	<b>1:01.702</b>	<b>3:03.514 (1)</b>	<b>58.24</b>		<b>15:16:14.200</b>

P15 777 7S		Dave REES		Mini Se7en S 1275			
IDEAL LAP TIME : 3:05.107		BEST LAP TIME : 3:05.701		DIFFERENCE : 0.594			
LAP	SECTOR 1	SECTOR 2	SECTOR 3	LAP TIME	MPH	DIFF	TIME OF DAY
1 -			IN PIT			P	15:01:23.363
2 -	OUTLAP	1:08.208	1:06.014	3:20.432	53.32	14.731	15:04:43.795
3 -	58.012	1:05.484	1:04.052	3:07.548 (3)	56.98	1.847	15:07:51.343
4 -	57.369	1:05.276	<b>1:03.287</b>	3:05.932 (2)	57.48	0.231	15:10:57.275
5 -	<b>56.988</b>	<b>1:04.832</b>	1:03.881	<b>3:05.701 (1)</b>	<b>57.55</b>		<b>15:14:02.976</b>

P16 712 7S		Greg DAW		Mini Se7en S 1293			
IDEAL LAP TIME : 3:05.596		BEST LAP TIME : 3:05.951		DIFFERENCE : 0.355			
LAP	SECTOR 1	SECTOR 2	SECTOR 3	LAP TIME	MPH	DIFF	TIME OF DAY
1 -			IN PIT			P	15:00:26.485
2 -	OUTLAP	1:11.022	1:09.086	3:24.039	52.38	18.088	15:03:50.524
3 -	1:01.746	1:08.696	1:05.174	3:15.616	54.63	9.665	15:07:06.140
4 -	59.168	1:06.625	1:04.158	3:09.951 (3)	56.26	4.000	15:10:16.091
5 -	58.962	1:06.058	<b>1:02.201</b>	3:07.221 (2)	57.08	1.270	15:13:23.312
6 -	<b>57.793</b>	<b>1:05.602</b>	1:02.556	<b>3:05.951 (1)</b>	<b>57.47</b>		<b>15:16:29.263</b>

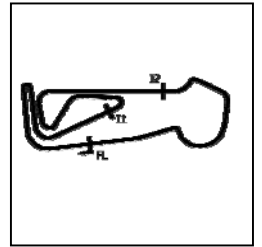
P17 784 7S		Ryan TAYLOR		Mini Se7en S 1293			
IDEAL LAP TIME : 3:07.841		BEST LAP TIME : 3:07.841		DIFFERENCE : 0.000			
LAP	SECTOR 1	SECTOR 2	SECTOR 3	LAP TIME	MPH	DIFF	TIME OF DAY
1 -			IN PIT			P	15:00:22.484
2 -	OUTLAP	1:14.222	1:10.788	3:32.416	50.31	24.575	15:03:54.900
3 -	59.593	1:12.010	1:05.997	3:17.600 (3)	54.08	9.759	15:07:12.500
4 -	<b>58.546</b>	<b>1:05.255</b>	<b>1:04.040</b>	<b>3:07.841 (1)</b>	<b>56.89</b>		<b>15:10:20.341</b>
5 -	59.449	1:05.571	1:05.018	3:10.038 (2)	56.24	2.197	15:13:30.379

Weather / Track : Overcast / Drying

Snetterton 300  
Circuit Length = 2.9689 miles  
Start: 14:59 Flag 15:17 End: 15:17

# Dunlop Mini Challenge supported by Mini Spares - Se7en

## QUALIFYING - RACE 7 - SECTOR ANALYSIS



SECTOR 1 = FL to I1, SECTOR 2 = I1 to I2, SECTOR 3 = I2 to FL, DIFF = Difference To Personal Best Lap, P = Crossed Finish Line in Pit Lane, D = Time Disallowed

P18 732 7S		Darren COX		Mini Se7en S 1293			
IDEAL LAP TIME :		BEST LAP TIME : 3:08.009		DIFFERENCE :			
LAP	SECTOR 1	SECTOR 2	SECTOR 3	LAP TIME	MPH	DIFF	TIME OF DAY
1 -							15:03:16.294
2 -				3:11.008 (2)	55.95	2.999	15:06:27.302
3 -				3:13.982	55.09	5.973	15:09:41.284
4 -				3:11.505 (3)	55.81	3.496	15:12:52.789
5 -				<b>3:08.009 (1)</b>	<b>56.84</b>		<b>15:16:00.798</b>

P19 76 7		Jo POLLEY		Mini Se7en 998			
IDEAL LAP TIME : 3:08.350		BEST LAP TIME : 3:09.318		DIFFERENCE : 0.968			
LAP	SECTOR 1	SECTOR 2	SECTOR 3	LAP TIME	MPH	DIFF	TIME OF DAY
1 -			IN PIT			P	15:00:16.947
2 -	OUTLAP	1:10.328	1:07.975	3:20.734	53.24	11.416	15:03:37.681
3 -	58.897	1:06.438	1:05.437	3:10.772 (3)	56.02	1.454	15:06:48.453
4 -	59.338	1:06.566	1:06.406	3:12.310	55.57	2.992	15:10:00.763
5 -	<b>58.072</b>	1:07.276	<b>1:03.970</b>	<b>3:09.318 (1)</b>	<b>56.45</b>		<b>15:13:10.081</b>
6 -	58.932	<b>1:06.308</b>	1:04.724	3:09.964 (2)	56.26	0.646	15:16:20.045

P20 766 7S		Geoff WILLIAMS		Mini Se7en S 1275			
IDEAL LAP TIME : 3:13.557		BEST LAP TIME : 3:15.274		DIFFERENCE : 1.717			
LAP	SECTOR 1	SECTOR 2	SECTOR 3	LAP TIME	MPH	DIFF	TIME OF DAY
1 -			IN PIT			P	15:00:04.293
2 -	OUTLAP	1:13.315	1:12.187	3:33.551	50.04	18.277	15:03:37.844
3 -	1:03.566	1:09.579	1:06.898	3:20.043 (3)	53.42	4.769	15:06:57.887
4 -	1:01.427	1:07.219	<b>1:06.628</b>	<b>3:15.274 (1)</b>	<b>54.73</b>		<b>15:10:13.161</b>
5 -	1:01.322	<b>1:06.824</b>	1:07.330	3:15.476 (2)	54.67	0.202	15:13:28.637

P21 729 7S		Darren JEREMIAH		Mini Se7en S 1300			
IDEAL LAP TIME : 3:14.591		BEST LAP TIME : 3:17.016		DIFFERENCE : 2.425			
LAP	SECTOR 1	SECTOR 2	SECTOR 3	LAP TIME	MPH	DIFF	TIME OF DAY
1 -			IN PIT			P	15:00:34.663
2 -	OUTLAP	1:10.347	1:08.302	3:24.949	52.14	7.933	15:03:59.612
3 -	<b>59.948</b>	1:09.993	1:07.075	<b>3:17.016 (1)</b>	<b>54.24</b>		<b>15:07:16.628</b>
4 -	1:16.742	<b>1:07.868</b>	<b>1:06.775</b>	3:31.385 (3)	50.56	14.369	15:10:48.013
5 -	1:02.591	1:08.334	1:06.996	3:17.921 (2)	54.00	0.905	15:14:05.934

P22 733 7S		James BRYAN		Mini Se7en S 1293			
IDEAL LAP TIME : 3:12.907		BEST LAP TIME : 3:17.432		DIFFERENCE : 4.525			
LAP	SECTOR 1	SECTOR 2	SECTOR 3	LAP TIME	MPH	DIFF	TIME OF DAY
1 -			IN PIT			P	14:59:59.777
2 -	OUTLAP	1:10.209	1:10.690	3:27.756	51.44	10.324	15:03:27.533
3 -	1:01.940	1:07.875	1:07.617	<b>3:17.432 (1)</b>	<b>54.13</b>		<b>15:06:44.965</b>
4 -	1:01.364	1:07.322	1:09.053	3:17.739 (2)	54.05	0.307	15:10:02.704
5 -	1:03.931	<b>1:07.188</b>	1:07.799	3:18.918 (3)	53.73	1.486	15:13:21.622

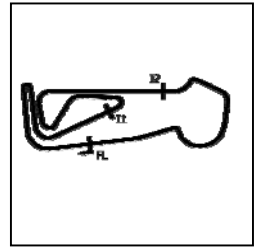
P23 715 7S		Jonnie KENT		Mini Se7en S 1275			
IDEAL LAP TIME : 3:14.808		BEST LAP TIME : 3:17.973		DIFFERENCE : 3.165			
LAP	SECTOR 1	SECTOR 2	SECTOR 3	LAP TIME	MPH	DIFF	TIME OF DAY
1 -			IN PIT			P	15:00:48.378
2 -	OUTLAP	<b>1:07.877</b>	<b>1:06.206</b>	3:18.653	53.80	0.680	15:04:07.031
3 -	1:03.024	1:09.130	1:07.115	3:19.269 (3)	53.63	1.296	15:07:26.300
4 -	1:01.459	1:09.621	1:07.606	3:18.686 (2)	53.79	0.713	15:10:44.986
5 -	1:02.132	1:08.710	1:07.131	<b>3:17.973 (1)</b>	<b>53.98</b>		<b>15:14:02.959</b>

Weather / Track : Overcast / Drying

Snetterton 300  
Circuit Length = 2.9689 miles  
Start: 14:59 Flag 15:17 End: 15:17

# Dunlop Mini Challenge supported by Mini Spares - Se7en

## QUALIFYING - RACE 7 - SECTOR ANALYSIS



SECTOR 1 = FL to I1, SECTOR 2 = I1 to I2, SECTOR 3 = I2 to FL, DIFF = Difference To Personal Best Lap, P = Crossed Finish Line in Pit Lane, D = Time Disallowed

<b>P24 8 7</b>		<b>Julian PROCTOR</b>		Mini Se7en 998			
IDEAL LAP TIME : 3:16.717		BEST LAP TIME : 3:18.300		DIFFERENCE : 1.583			
LAP	SECTOR 1	SECTOR 2	SECTOR 3	LAP TIME	MPH	DIFF	TIME OF DAY
1 -			IN PIT			<b>P</b>	15:00:41.436
2 -	OUTLAP	1:13.435	1:07.470	3:27.204	51.58	8.904	15:04:08.640
3 -	<b>1:02.711</b>	1:09.544	<b>1:06.045</b>	<b>3:18.300 (1)</b>	<b>53.89</b>		<b>15:07:26.940</b>
4 -	1:03.999	<b>1:07.961</b>	1:06.408	3:18.368 (2)	53.88	0.068	15:10:45.308

<b>P25 796 7S</b>		<b>Mark CHAPPELL</b>		Mini Se7en S 1275			
IDEAL LAP TIME : 3:17.114		BEST LAP TIME : 3:18.827		DIFFERENCE : 1.713			
LAP	SECTOR 1	SECTOR 2	SECTOR 3	LAP TIME	MPH	DIFF	TIME OF DAY
1 -			IN PIT			<b>P</b>	15:00:01.655
2 -	OUTLAP	1:14.751	1:12.926	3:35.847	49.51	17.020	15:03:37.502
3 -	1:06.308	1:18.022	1:10.693	3:35.023 (3)	49.70	16.196	15:07:12.525
4 -	<b>1:02.378</b>	1:08.946	1:09.017	3:20.341 (2)	53.34	1.514	15:10:32.866
5 -	1:04.091	<b>1:08.202</b>	<b>1:06.534</b>	<b>3:18.827 (1)</b>	<b>53.75</b>		<b>15:13:51.693</b>

<b>P26 763 7S</b>		<b>John COCKBURN-EVANS</b>		Mini Se7en S 1293			
IDEAL LAP TIME : 3:19.702		BEST LAP TIME : 3:23.202		DIFFERENCE : 3.500			
LAP	SECTOR 1	SECTOR 2	SECTOR 3	LAP TIME	MPH	DIFF	TIME OF DAY
1 -			IN PIT			<b>P</b>	15:00:08.755
2 -	OUTLAP	1:11.992	1:10.945	3:30.320	50.81	7.118	15:03:39.075
3 -	1:04.984	1:30.076	<b>1:07.354</b>	3:42.414 (3)	48.05	19.212	15:07:21.489
4 -	1:04.879	1:10.253	1:08.070	<b>3:23.202 (1)</b>	<b>52.59</b>		<b>15:10:44.691</b>
5 -	1:04.557	1:10.047	1:08.605	3:23.209 (2)	52.59	0.007	15:14:07.900

<b>P27 7 7</b>		<b>Jordan SIMS</b>		Mini Se7en 998			
IDEAL LAP TIME : 3:17.315		BEST LAP TIME :		DIFFERENCE :			
LAP	SECTOR 1	SECTOR 2	SECTOR 3	LAP TIME	MPH	DIFF	TIME OF DAY
1 -			IN PIT			<b>P</b>	<b>15:00:43.949</b>
2 -	OUTLAP	1:11.351	<b>1:03.716</b>	3:19.657	53.53		15:04:03.606
3 -	1:18.494	<b>1:06.171</b>	IN PIT	4:36.787	<b>P</b> 38.61		15:08:40.393
4 -	OUTLAP	1:06.358	1:07.764	3:18.388	53.87		15:11:58.781



# Dunlop Mini Challenge supported by Mini Spares - Se7en

## QUALIFYING - RACE 7 - BEST SECTORS

SECTOR 1			SECTOR 2			SECTOR 3			IDEAL / BEST COMPARISON						
POS	NO	NAME	TIME	NO	NAME	TIME	NO	NAME	TIME	POS	NO	NAME	IDEAL	BEST	DIFF
1	77	DEVINY	52.762	1	SMITH	1:00.371	1	SMITH	57.433	1	1	SMITH	2:50.815	2:50.815	0.000
2	1	SMITH	53.011	99	CROYDON-FOWLER	1:01.562	77	DEVINY	58.186	2	77	DEVINY	2:53.005	2:53.005	0.000
3	80	THOMPSON	53.405	728	WINKWORTH	1:01.608	80	THOMPSON	58.664	3	80	THOMPSON	2:53.765	2:53.997	0.232
4	99	CROYDON-FOWLER	53.840	80	THOMPSON	1:01.696	99	CROYDON-FOWLER	58.816	4	99	CROYDON-FOWLER	2:54.218	2:54.450	0.232
5	728	WINKWORTH	54.553	41	LEWIS	1:01.995	87	O BRIEN	58.915	5	728	WINKWORTH	2:55.621	2:55.621	0.000
6	758	AYRES	54.699	77	DEVINY	1:02.057	711	HARRINGTON	59.443	6	41	LEWIS	2:56.282	2:57.182	0.900
7	41	LEWIS	54.813	87	O BRIEN	1:02.800	728	WINKWORTH	59.460	7	87	O BRIEN	2:57.098	2:57.273	0.175
8	711	HARRINGTON	54.998	711	HARRINGTON	1:02.879	41	LEWIS	59.474	8	711	HARRINGTON	2:57.320	2:57.320	0.000
9	87	O BRIEN	55.383	758	AYRES	1:02.897	742	BUTLER	1:00.138	9	758	AYRES	2:58.682	3:01.650	2.968
10	742	BUTLER	55.559	4	ROBERTS	1:03.473	4	ROBERTS	1:00.936	10	742	BUTLER	2:59.251	3:00.451	1.200
11	4	ROBERTS	55.593	742	BUTLER	1:03.554	758	AYRES	1:01.086	11	4	ROBERTS	3:00.002	3:02.100	2.098
12	20	THOMAS	55.762	20	THOMAS	1:04.058	20	THOMAS	1:01.147	12	20	THOMAS	3:00.967	3:01.383	0.416
13	777	REES	56.988	6	DAVIS	1:04.583	6	DAVIS	1:01.702	13	6	DAVIS	3:03.363	3:03.514	0.151
14	6	DAVIS	57.078	777	REES	1:04.832	712	DAW	1:02.201	14	777	REES	3:05.107	3:05.701	0.594
15	712	DAW	57.793	784	TAYLOR	1:05.255	777	REES	1:03.287	15	712	DAW	3:05.596	3:05.951	0.355
16	76	POLLEY	58.072	712	DAW	1:05.602	7	SIMS	1:03.716	16	784	TAYLOR	3:07.841	3:07.841	0.000
17	784	TAYLOR	58.546	7	SIMS	1:06.171	76	POLLEY	1:03.970	17	76	POLLEY	3:08.350	3:09.318	0.968
18	729	JEREMIAH	59.948	76	POLLEY	1:06.308	784	TAYLOR	1:04.040	18	733	BRYAN	3:12.907	3:17.432	4.525
19	766	WILLIAMS	1:00.105	766	WILLIAMS	1:06.824	733	BRYAN	1:05.259	19	766	WILLIAMS	3:13.557	3:15.274	1.717
20	733	BRYAN	1:00.460	733	BRYAN	1:07.188	8	PROCTOR	1:06.045	20	729	JEREMIAH	3:14.591	3:17.016	2.425
21	715	KENT	1:00.725	729	JEREMIAH	1:07.868	715	KENT	1:06.206	21	715	KENT	3:14.808	3:17.973	3.165
22	796	CHAPPELL	1:02.378	715	KENT	1:07.877	796	CHAPPELL	1:06.534	22	8	PROCTOR	3:16.717	3:18.300	1.583
23	763	COCKBURN-EVANS	1:02.653	8	PROCTOR	1:07.961	766	WILLIAMS	1:06.628	23	796	CHAPPELL	3:17.114	3:18.827	1.713
24	8	PROCTOR	1:02.711	796	CHAPPELL	1:08.202	729	JEREMIAH	1:06.775	24	7	SIMS	3:17.315		
25	7	SIMS	1:07.428	763	COCKBURN-EVANS	1:09.695	763	COCKBURN-EVANS	1:07.354	25	763	COCKBURN-EVANS	3:19.702	3:23.202	3.500
26										26	732	COX		3:08.009	
27										27	2	WANSTALL		2:59.989	

Weather / Track : Overcast / Drying

Results can be found at [www.tsl-timing.com](http://www.tsl-timing.com)

Snetterton 300

Circuit Length = 2.9689 miles

Start: 14:59 Flag 15:17 End: 15:17

Printed - 15:20 Saturday, 08 May 2021

# Dunlop Mini Challenge supported by Mini Spares - Se7en

## QUALIFYING - RACE 7 - STATISTICS

**Competitors Started** 27  
**Planned Start** 2021-05-08 @ 14:55:00.000  
**Actual Start** 2021-05-08 @ 14:59:54.686  
**Finish Time** 2021-05-08 @ 15:17:22.742  
**Track Length** 2.9689mi.  
**Total Laps** 143  
**Total Distance Covered** 424.5543mi.

### Session Fastest Lap History

NO	CL	NAME	LAP TIME	TIME OF DAY	LAP	VEHICLE
1	7	Jeff SMITH	<b>2:55.884</b>	15:06:12.423	3	Mini Se7en 998
1	7	Jeff SMITH	<b>2:53.737</b>	15:09:06.161	4	Mini Se7en 998
1	7	Jeff SMITH	<b>2:52.800</b>	15:11:58.889	5	Mini Se7en 998
1	7	Jeff SMITH	<b>2:50.815</b>	15:14:49.776	6	Mini Se7en 998

### Flag History

TYPE	TIME OF DAY
GREEN	14:59:54.686
RED	15:16:30.500
FINISH	15:17:22.742

### Flag Statistics

TYPE	COUNT	TOTAL LAPS	TOTAL TIME
Green	1	6	16:35.814
Red	1	0	52.241
Safety Car	0	0	0.000
FCY	0	0	0.000

Dunlop Mini Challenge supported by Mini Spares - Se7en

**QUALIFYING - RACE 7 - STATISTICS**

**CLASS : 7**

13 Starters

**Fastest Lap History**

NO	NAME	LAP TIME	TIME OF DAY	LAP	VEHICLE
1	Jeff SMITH	<b>2:55.884</b>	15:06:12.423	3	Mini Se7en 998
1	Jeff SMITH	<b>2:53.737</b>	15:09:06.161	4	Mini Se7en 998
1	Jeff SMITH	<b>2:52.800</b>	15:11:58.889	5	Mini Se7en 998
1	Jeff SMITH	<b>2:50.815</b>	15:14:49.776	6	Mini Se7en 998

# Dunlop Mini Challenge supported by Mini Spares - Se7en

## QUALIFYING - RACE 7 - STATISTICS

CLASS : 7S

14 Starters

### Fastest Lap History

NO	NAME	LAP TIME	TIME OF DAY	LAP	VEHICLE
732	Darren COX	3:11.008	15:06:27.302	2	Mini Se7en S 1293
758	Matthew AYRES	3:01.650	15:06:27.545	3	Mini Se7en S 1275
728	Michael WINKWORTH	3:00.377	15:10:07.024	4	Mini Se7en S 1275
711	Damien HARRINGTON	2:59.908	15:13:03.361	5	Mini Se7en S 1300
728	Michael WINKWORTH	2:58.682	15:13:05.706	5	Mini Se7en S 1275
711	Damien HARRINGTON	2:57.320	15:16:00.679	6	Mini Se7en S 1300
728	Michael WINKWORTH	2:55.621	15:16:01.330	6	Mini Se7en S 1275

# Dunlop Mini Challenge supported by Mini Spares - Se7en

## RACE 7 - GRID (20 minutes) - AMENDED

ROW 16	31	<b>796</b> 3:18.827 Mark CHAPPELL	32	<b>763</b> 3:23.202 John COCKBURN-EVANS
ROW 15	29	<b>733</b> 3:17.432 James BRYAN	30	<b>715</b> 3:17.973 Jonnie KENT
ROW 14	27	<b>766</b> 3:15.274 Geoff WILLIAMS	28	<b>729</b> 3:17.016 Darren JEREMIAH
ROW 13	25	<b>784</b> 3:07.841 Ryan TAYLOR	26	<b>732</b> 3:08.009 Darren COX
ROW 12	23	<b>777</b> 3:05.701 Dave REES	24	<b>712</b> 3:05.951 Greg DAW
ROW 11	21	<b>742</b> 3:00.451 Benjamin BUTLER	22	<b>758</b> 3:01.650 Matthew AYRES
ROW 10	19	<b>728</b> 2:55.621 Michael WINKWORTH with 10 second delay	20	<b>711</b> 2:57.320 Damien HARRINGTON
ROW 9				
ROW 8				
ROW 7	13	<b>7</b> Jordan SIMS		
ROW 6	11	<b>76</b> 3:09.318 Jo POLLEY	12	<b>8</b> 3:18.300 Julian PROCTOR
ROW 5	9	<b>4</b> 3:02.100 Lee ROBERTS	10	<b>6</b> 3:03.514 Graeme DAVIS
ROW 4	7	<b>2</b> 2:59.989 Spencer WANSTALL	8	<b>20</b> 3:01.383 Darren THOMAS
ROW 3	5	<b>41</b> 2:57.182 Jonathan LEWIS	6	<b>87</b> 2:57.273 Connor O BRIEN
ROW 2	3	<b>80</b> 2:53.997 Joe THOMPSON	4	<b>99</b> 2:54.450 Nicholas CROYDON-FOWLER
ROW 1	1	<b>1</b> 2:50.815 Jeff SMITH	2	<b>77</b> 2:53.005 Andrew DEVINY
		<b>Pole</b>		

Snetterton 300

Circuit Length = 2.9689 miles

These results are provisional until the conclusion of any judicial and technical matters.

Clerk Of Course :	Stewards :	Timekeeper :

# Dunlop Mini Challenge supported by Mini Spares - Se7en

## RACE 7 - CLASSIFICATION

POS	NO	CL	PIC NAME	ENTRY	LAPS	TIME	GAP	DIFF	MPH	BEST	ON
1	1	7	1 Jeff SMITH	Mini Se7en 998	9	22:05.278			72.58	2:25.459	9
2	80	7	2 Joe THOMPSON	Mini Se7en 998	9	22:14.975	9.697	9.697	72.05	2:26.693	7
3	2	7	3 Spencer WANSTALL	Mini Se7en 998	9	22:21.815	16.537	6.840	71.68	2:26.782	7
4	87	7	4 Connor O BRIEN	Mini Se7en 998	9	22:23.565	18.287	1.750	71.59	2:26.245	5
5	99	7	5 Nicholas CROYDON-FOWLER	Mini Se7en 998	9	22:29.836	24.558	6.271	71.26	2:26.240	6
6	41	7	6 Jonathan LEWIS	Mini Se7en 998	9	22:31.752	26.474	1.916	71.16	2:27.077	8
7	77	7	7 Andrew DEVINY	Mini Se7en 998	9	22:45.085	39.807	13.333	70.46	2:29.133	4
8	4	7	8 Lee ROBERTS	Mini Se7en 998	9	22:51.012	45.734	5.927	70.16	2:29.526	8
9	728	7S	1 Michael WINKWORTH	Mini Se7en S 1275	9	22:51.168	45.890	0.156	70.15	2:28.485	8
10	711	7S	2 Damien HARRINGTON	Mini Se7en S 1300	9	22:51.821	46.543	0.653	70.12	2:28.497	9
11	76	7	9 Jo POLLEY	Mini Se7en 998	9	22:57.326	52.048	5.505	69.84	2:31.236	5
12	6	7	10 Graeme DAVIS	Mini Se7en 998	9	23:01.033	55.755	3.707	69.65	2:30.841	7
13	20	7	11 Darren THOMAS	Mini Se7en 998	9	23:01.240	55.962	0.207	69.64	2:31.547	7
14	758	7S	3 Matthew AYRES	Mini Se7en S 1275	9	23:20.944	1:15.666	19.704	68.66	2:31.159	8
15	777	7S	4 Dave REES	Mini Se7en S 1275	9	23:25.059	1:19.781	4.115	68.46	2:32.166	8
16	7	7	12 Jordan SIMS	Mini Se7en 998	9	23:25.746	1:20.468	0.687	68.42	2:31.940	8
17	8	7	13 Julian PROCTOR	Mini Se7en 998	9	23:41.300	1:36.022	15.554	67.67	2:35.213	9
18	712	7S	5 Greg DAW	Mini Se7en S 1293	9	23:41.464	1:36.186	0.164	67.67	2:33.783	7
19	784	7S	6 Ryan TAYLOR	Mini Se7en S 1293	9	23:51.007	1:45.729	9.543	67.22	2:34.125	9
20	715	7S	7 Jonnie KENT	Mini Se7en S 1275	9	23:51.169	1:45.891	0.162	67.21	2:35.121	4
21	796	7S	8 Mark CHAPPELL	Mini Se7en S 1275	9	23:57.575	1:52.297	6.406	66.91	2:35.044	4
22	742	7S	9 Benjamin BUTLER	Mini Se7en S 1293	9	24:17.829	2:12.551	20.254	65.98	2:35.570	8
23	729	7S	10 Darren JEREMIAH	Mini Se7en S 1300	9	24:23.780	2:18.502	5.951	65.71	2:37.644	8
24	733	7S	11 James BRYAN	Mini Se7en S 1293	8	22:09.624	1 Lap	1 Lap	64.30	2:40.295	7

### NOT CLASSIFIED

DNF	732	7S	Darren COX	Mini Se7en S 1293	8	21:04.128	1 Lap		67.63	2:33.492	6
DNF	766	7S	Geoff WILLIAMS	Mini Se7en S 1275	7	19:09.157	2 Laps	1 Lap	65.10	2:37.469	7
DNF	763	7S	John COCKBURN-EVANS	Mini Se7en S 1293	3	8:20.645	6 Laps	4 Laps	64.04	2:38.355	2

### FASTEST LAP

	1	7	Jeff SMITH	Mini Se7en 998	9	2:25.459		73.47 mph		118.25 kph	
	728	7S	Michael WINKWORTH	Mini Se7en S 1275	8	2:28.485		71.98 mph		115.84 kph	

Weather / Track : Bright / Dry

These results are provisional until the conclusion of any judicial and technical matters.

Snetterton 300: 2.9689 miles  
 Race Distance: 9 Laps / 26.72 miles  
 Start: 10:54 Flag 11:17 End: 11:20

Clerk Of Course :	Stewards :	Timekeeper :
-------------------	------------	--------------

# Dunlop Mini Challenge supported by Mini Spares - Se7en

## RACE 7 - LAP CHART

LAP 1 @ 10:57:34.814			LAP 2 @ 11:00:02.116			LAP 3 @ 11:02:28.818			LAP 4 @ 11:04:55.110			LAP 5 @ 11:07:21.591		
NO	BEHIND	LAP TIME	NO	BEHIND	LAP TIME	NO	BEHIND	LAP TIME	NO	BEHIND	LAP TIME	NO	BEHIND	LAP TIME
1		2:35.737	1		2:27.302	1		2:26.702	1		2:26.292	1		2:26.481
2	1.871	2:37.608	80	2.989	2:28.263	80	3.960	2:27.673	80	4.750	2:27.082	80	5.112	2:26.843
80	2.028	2:37.765	2	5.323	2:30.754	2	7.130	2:28.509	2	8.261	2:27.423	2	10.240	2:28.460
77	4.385	2:40.122	41	7.013	2:29.130	41	8.309	2:27.998	41	9.120	2:27.103	41	10.804	2:28.165
87	4.970	2:40.707	77	7.777	2:30.694	87	10.306	2:29.066	87	11.413	2:27.399	87	11.177	2:26.245
41	5.185	2:40.922	87	7.942	2:30.274	99	11.369	2:27.760	99	12.995	2:27.918	99	12.994	2:26.480
76	6.470	2:42.207	99	10.311	2:29.328	77	11.426	2:30.351	77	14.267	2:29.133	77	17.557	2:29.771
4	6.700	2:42.437	76	11.665	2:32.497	4	16.186	2:31.028	4	21.593	2:31.699	4	25.641	2:30.529
20	7.640	2:43.377	4	11.860	2:32.462	76	17.352	2:32.389	76	22.473	2:31.413	76	27.228	2:31.236
99	8.285	2:44.022	20	12.955	2:32.617	20	18.833	2:32.580	20	24.142	2:31.601	20	30.274	2:32.613
6	8.509	2:44.246	6	14.787	2:33.580	6	20.963	2:32.878	6	27.645	2:32.974	728	32.037	2:30.213
8	11.408	2:47.145	728	21.270	2:32.380	728	25.336	2:30.768	728	28.305	2:29.261	6	32.787	2:31.623
7	11.655	2:47.392	711	22.222	2:31.315	711	26.035	2:30.515	711	29.085	2:29.342	711	33.006	2:30.402
728	16.192	2:51.929	8	22.254	2:38.148	7	32.274	2:36.014	777	42.021	2:35.184	777	49.655	2:34.115
711	18.209	2:53.946	7	22.962	2:38.609	777	33.129	2:34.488	7	45.314	2:39.332	758	50.758	2:31.710
777	18.736	2:54.473	777	25.343	2:33.909	8	34.020	2:38.468	8	45.481	2:37.753	7	51.384	2:32.551
712	21.292	2:57.029	712	29.886	2:35.896	712	38.280	2:35.096	758	45.529	2:33.345	712	55.455	2:35.708
732	23.720	2:59.457	758	30.882	2:34.025	758	38.476	2:34.296	712	46.228	2:34.240	732	56.784	2:36.251
758	24.159	2:59.896	732	32.101	2:35.683	732	39.798	2:34.399	732	47.014	2:33.508	8	56.938	2:37.938
742	24.503	3:00.240	742	34.305	2:37.104	742	44.042	2:36.439	796	53.880	2:35.044	796	1:04.917	2:37.518
796	26.268	3:02.005	796	35.424	2:36.458	796	45.128	2:36.406	784	53.926	2:34.784	715	1:05.076	2:36.315
715	27.157	3:02.894	784	36.743	2:36.112	784	45.434	2:35.393	715	55.242	2:35.121	784	1:05.829	2:38.384
763	27.913	3:03.650	715	37.309	2:37.454	715	46.413	2:35.806	729	1:17.098	2:39.531	729	1:28.904	2:38.287
784	27.933	3:03.670	763	38.966	2:38.355	763	50.904	2:38.640	766	1:18.902	2:39.991	766	1:29.989	2:37.568
766	33.608	3:09.345	729	50.371	2:42.461	729	1:03.859	2:40.190	742	1:18.988	3:01.238 P	742	1:30.819	2:38.312
733	35.028	3:10.765	766	51.106	2:44.800	766	1:05.203	2:40.799	733	1:28.851	2:43.553	733	1:43.101	2:40.731
729	35.212	3:10.949	733	53.433	2:45.707	733	1:11.590	2:44.859						

Weather / Track : Bright / Dry

Snetterton 300

Circuit Length = 2.9689 miles

Start: 10:54 Flag 11:17 End: 11:20

# Dunlop Mini Challenge supported by Mini Spares - Se7en

## RACE 7 - LAP CHART

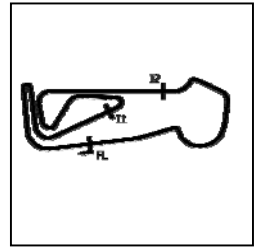
LAP 6 @ 11:09:47.296			LAP 7 @ 11:12:13.149			LAP 8 @ 11:14:38.896			LAP 9 @ 11:17:04.355		
NO	BEHIND	LAP TIME	NO	BEHIND	LAP TIME	NO	BEHIND	LAP TIME	NO	BEHIND	LAP TIME
1		2:25.705	1		2:25.853	1		2:25.747	1		2:25.459
80	6.139	2:26.732	80	6.979	2:26.693	80	8.033	2:26.801	733	1 Lap	2:43.098
2	12.766	2:28.231	2	13.695	2:26.782	2	14.891	2:26.943	80	9.697	2:27.123
87	13.525	2:28.053	99	15.117	2:27.441	87	16.326	2:26.617	2	16.537	2:27.105
99	13.529	2:26.240	87	15.456	2:27.784	99	20.612	2:31.242	87	18.287	2:27.420
41	13.680	2:28.581	41	19.706	2:31.879	41	21.036	2:27.077	99	24.558	2:29.405
77	22.792	2:30.940	77	27.507	2:30.568	77	32.829	2:31.069	41	26.474	2:30.897
4	30.378	2:30.442	4	36.164	2:31.639	4	39.943	2:29.526	77	39.807	2:32.437
76	32.940	2:31.417	76	38.648	2:31.561	728	41.568	2:28.485	4	45.734	2:31.250
728	36.017	2:29.685	728	38.830	2:28.666	711	43.505	2:29.439	728	45.890	2:29.781
711	36.806	2:29.505	711	39.813	2:28.860	76	45.769	2:32.868	711	46.543	2:28.497
20	37.640	2:33.071	6	43.162	2:30.841	6	49.455	2:32.040	76	52.048	2:31.738
6	38.174	2:31.092	20	43.334	2:31.547	20	49.622	2:32.035	6	55.755	2:31.759
758	57.873	2:32.820	758	1:04.134	2:32.114	758	1:09.546	2:31.159	20	55.962	2:31.799
777	58.934	2:34.984	777	1:05.554	2:32.473	777	1:11.973	2:32.166	758	1:15.666	2:31.579
7	58.949	2:33.270	7	1:06.396	2:33.300	7	1:12.589	2:31.940	777	1:19.781	2:33.267
712	1:03.794	2:34.044	712	1:11.724	2:33.783	712	1:24.288	2:38.311	7	1:20.468	2:33.338
732	1:04.571	2:33.492	732	1:14.400	2:35.682	732	1:24.309	2:35.656	8	1:36.022	2:35.213
8	1:06.708	2:35.475	8	1:16.522	2:35.667	8	1:26.268	2:35.493	712	1:36.186	2:37.357
715	1:15.706	2:36.335	715	1:26.269	2:36.416	715	1:35.981	2:35.459	784	1:45.729	2:34.125
784	1:18.886	2:38.762	784	1:28.228	2:35.195	784	1:37.063	2:34.582	715	1:45.891	2:35.369
796	1:19.064	2:39.852	796	1:29.911	2:36.700	796	1:40.754	2:36.590	796	1:52.297	2:37.002
729	1:41.477	2:38.278	742	1:52.488	2:35.639	742	2:02.311	2:35.570	742	2:12.551	2:35.699
742	1:42.702	2:37.588	729	1:53.858	2:38.234	729	2:05.755	2:37.644	729	2:18.502	2:38.206
766	1:43.469	2:39.185	766	1:55.085	2:37.469						
733	1:58.012	2:40.616	733	2:12.454	2:40.295						

Weather / Track : Bright / Dry



# Dunlop Mini Challenge supported by Mini Spares - Se7en

## RACE 7 - SECTOR ANALYSIS



SECTOR 1 = FL to I1, SECTOR 2 = I1 to I2, SECTOR 3 = I2 to FL, DIFF = Difference To Personal Best Lap, P = Crossed Finish Line in Pit Lane, D = Time Disallowed

P1		1 7		Jeff SMITH		Mini Se7en 998	
IDEAL LAP TIME : 2:25.407		BEST LAP TIME : 2:25.459		DIFFERENCE : 0.052			
LAP	SECTOR 1	SECTOR 2	SECTOR 3	LAP TIME	MPH	DIFF	TIME OF DAY
1 -		52.482	49.370	2:35.737	68.62	10.278	10:57:34.814
2 -	46.196	52.184	48.922	2:27.302	72.55	1.843	11:00:02.116
3 -	45.989	52.159	48.554	2:26.702	72.85	1.243	11:02:28.818
4 -	45.709	52.109	48.474	2:26.292	73.05	0.833	11:04:55.110
5 -	46.002	52.046	48.433	2:26.481	72.96	1.022	11:07:21.591
6 -	45.613	51.858	48.234	2:25.705 (2)	73.35	0.246	11:09:47.296
7 -	<b>45.520</b>	51.799	48.534	2:25.853	73.27	0.394	11:12:13.149
8 -	45.588	51.968	<b>48.191</b>	2:25.747 (3)	73.33	0.288	11:14:38.896
9 -	45.558	<b>51.696</b>	48.205	<b>2:25.459 (1)</b>	<b>73.47</b>		<b>11:17:04.355</b>

P2		80 7		Joe THOMPSON		Mini Se7en 998	
IDEAL LAP TIME : 2:26.342		BEST LAP TIME : 2:26.693		DIFFERENCE : 0.351			
LAP	SECTOR 1	SECTOR 2	SECTOR 3	LAP TIME	MPH	DIFF	TIME OF DAY
1 -		52.336	50.252	2:37.765	67.74	11.072	10:57:36.842
2 -	46.404	52.214	49.645	2:28.263	72.08	1.570	11:00:05.105
3 -	45.825	52.122	49.726	2:27.673	72.37	0.980	11:02:32.778
4 -	45.768	52.143	49.171	2:27.082	72.66	0.389	11:04:59.860
5 -	45.650	52.132	49.061	2:26.843	72.78	0.150	11:07:26.703
6 -	45.653	52.181	48.898	2:26.732 (2)	72.84	0.039	11:09:53.435
7 -	45.679	<b>51.988</b>	49.026	<b>2:26.693 (1)</b>	<b>72.86</b>		<b>11:12:20.128</b>
8 -	<b>45.479</b>	52.447	<b>48.875</b>	2:26.801 (3)	72.80	0.108	11:14:46.929
9 -	45.806	52.079	49.238	2:27.123	72.64	0.430	11:17:14.052

P3		2 7		Spencer WANSTALL		Mini Se7en 998	
IDEAL LAP TIME : 2:26.568		BEST LAP TIME : 2:26.782		DIFFERENCE : 0.214			
LAP	SECTOR 1	SECTOR 2	SECTOR 3	LAP TIME	MPH	DIFF	TIME OF DAY
1 -		52.606	50.182	2:37.608	67.81	10.826	10:57:36.685
2 -	47.660	52.919	50.175	2:30.754	70.89	3.972	11:00:07.439
3 -	46.272	52.500	49.737	2:28.509	71.96	1.727	11:02:35.948
4 -	45.819	52.368	49.236	2:27.423	72.49	0.641	11:05:03.371
5 -	46.196	53.082	49.182	2:28.460	71.99	1.678	11:07:31.831
6 -	46.011	52.380	49.840	2:28.231	72.10	1.449	11:10:00.062
7 -	45.740	<b>52.170</b>	<b>48.872</b>	<b>2:26.782 (1)</b>	<b>72.81</b>		<b>11:12:26.844</b>
8 -	45.818	52.241	48.884	2:26.943 (2)	72.73	0.161	11:14:53.787
9 -	<b>45.526</b>	52.281	49.298	2:27.105 (3)	72.65	0.323	11:17:20.892

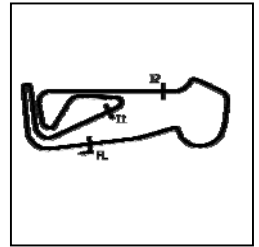
P4		87 7		Connor O BRIEN		Mini Se7en 998	
IDEAL LAP TIME : 2:25.994		BEST LAP TIME : 2:26.245		DIFFERENCE : 0.251			
LAP	SECTOR 1	SECTOR 2	SECTOR 3	LAP TIME	MPH	DIFF	TIME OF DAY
1 -		53.613	50.821	2:40.707	66.50	14.462	10:57:39.784
2 -	47.026	52.794	50.454	2:30.274	71.12	4.029	11:00:10.058
3 -	46.988	52.488	49.590	2:29.066	71.70	2.821	11:02:39.124
4 -	45.910	52.329	49.160	2:27.399 (3)	72.51	1.154	11:05:06.523
5 -	<b>45.723</b>	52.151	<b>48.371</b>	<b>2:26.245 (1)</b>	<b>73.08</b>		<b>11:07:32.768</b>
6 -	46.081	<b>51.900</b>	50.072	2:28.053	72.19	1.808	11:10:00.821
7 -	47.047	52.005	48.732	2:27.784	72.32	1.539	11:12:28.605
8 -	45.768	51.979	48.870	2:26.617 (2)	72.89	0.372	11:14:55.222
9 -	45.879	52.552	48.989	2:27.420	72.50	1.175	11:17:22.642

Weather / Track : Bright / Dry

Snetterton 300  
Circuit Length = 2.9689 miles  
Start: 10:54 Flag 11:17 End: 11:20

# Dunlop Mini Challenge supported by Mini Spares - Se7en

## RACE 7 - SECTOR ANALYSIS



SECTOR 1 = FL to I1, SECTOR 2 = I1 to I2, SECTOR 3 = I2 to FL, DIFF = Difference To Personal Best Lap, P = Crossed Finish Line in Pit Lane, D = Time Disallowed

P5 99 7		Nicholas CROYDON-FOWLER		Mini Se7en 998			
IDEAL LAP TIME : 2:25.984		BEST LAP TIME : 2:26.240		DIFFERENCE : 0.256			
LAP	SECTOR 1	SECTOR 2	SECTOR 3	LAP TIME	MPH	DIFF	TIME OF DAY
1 -		53.523	50.578	2:44.022	65.16	17.782	10:57:43.099
2 -	46.171	53.276	49.881	2:29.328	71.57	3.088	11:00:12.427
3 -	46.503	52.339	48.918	2:27.760	72.33	1.520	11:02:40.187
4 -	46.637	52.448	48.833	2:27.918	72.25	1.678	11:05:08.105
5 -	45.751	52.183	<b>48.546</b>	2:26.480 (2)	72.96	0.240	11:07:34.585
6 -	45.661	<b>51.875</b>	48.704	<b>2:26.240 (1)</b>	<b>73.08</b>		<b>11:10:00.825</b>
7 -	46.563	52.082	48.796	2:27.441 (3)	72.49	1.201	11:12:28.266
8 -	<b>45.563</b>	52.050	53.629	2:31.242	70.66	5.002	11:14:59.508
9 -	47.161	52.040	50.204	2:29.405	71.53	3.165	11:17:28.913

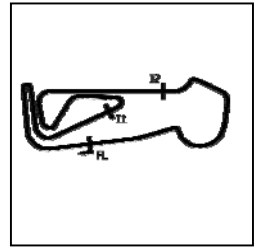
P6 41 7		Jonathan LEWIS		Mini Se7en 998			
IDEAL LAP TIME : 2:26.171		BEST LAP TIME : 2:27.077		DIFFERENCE : 0.906			
LAP	SECTOR 1	SECTOR 2	SECTOR 3	LAP TIME	MPH	DIFF	TIME OF DAY
1 -		53.702	50.916	2:40.922	66.41	13.845	10:57:39.999
2 -	46.485	52.570	50.075	2:29.130	71.66	2.053	11:00:09.129
3 -	46.103	52.191	49.704	2:27.998 (3)	72.21	0.921	11:02:37.127
4 -	<b>45.569</b>	<b>51.640</b>	49.894	2:27.103 (2)	72.65	0.026	11:05:04.230
5 -	45.806	53.397	<b>48.962</b>	2:28.165	72.13	1.088	11:07:32.395
6 -	45.927	52.007	50.647	2:28.581	71.93	1.504	11:10:00.976
7 -	48.996	53.139	49.744	2:31.879	70.37	4.802	11:12:32.855
8 -	45.952	52.139	48.986	<b>2:27.077 (1)</b>	<b>72.66</b>		<b>11:14:59.932</b>
9 -	46.397	52.325	52.175	2:30.897	70.83	3.820	11:17:30.829

P7 77 7		Andrew DEVINY		Mini Se7en 998			
IDEAL LAP TIME : 2:28.843		BEST LAP TIME : 2:29.133		DIFFERENCE : 0.290			
LAP	SECTOR 1	SECTOR 2	SECTOR 3	LAP TIME	MPH	DIFF	TIME OF DAY
1 -		53.459	52.477	2:40.122	66.74	10.989	10:57:39.199
2 -	46.998	53.051	50.645	2:30.694	70.92	1.561	11:00:09.893
3 -	47.949	<b>52.503</b>	<b>49.899</b>	2:30.351 (3)	71.08	1.218	11:02:40.244
4 -	46.635	52.568	49.930	<b>2:29.133 (1)</b>	<b>71.66</b>		<b>11:05:09.377</b>
5 -	<b>46.441</b>	53.268	50.062	2:29.771 (2)	71.36	0.638	11:07:39.148
6 -	47.127	53.617	50.196	2:30.940	70.81	1.807	11:10:10.088
7 -	47.039	53.146	50.383	2:30.568	70.98	1.435	11:12:40.656
8 -	47.246	53.187	50.636	2:31.069	70.74	1.936	11:15:11.725
9 -	47.251	53.778	51.408	2:32.437	70.11	3.304	11:17:44.162

P8 4 7		Lee ROBERTS		Mini Se7en 998			
IDEAL LAP TIME : 2:29.329		BEST LAP TIME : 2:29.526		DIFFERENCE : 0.197			
LAP	SECTOR 1	SECTOR 2	SECTOR 3	LAP TIME	MPH	DIFF	TIME OF DAY
1 -		54.188	51.398	2:42.437	65.79	12.911	10:57:41.514
2 -	47.168	54.635	50.659	2:32.462	70.10	2.936	11:00:13.976
3 -	<b>47.148</b>	53.470	50.410	2:31.028	70.76	1.502	11:02:45.004
4 -	48.230	53.060	50.409	2:31.699	70.45	2.173	11:05:16.703
5 -	47.545	53.553	49.431	2:30.529 (3)	71.00	1.003	11:07:47.232
6 -	47.559	53.174	49.709	2:30.442 (2)	71.04	0.916	11:10:17.674
7 -	48.014	53.517	50.108	2:31.639	70.48	2.113	11:12:49.313
8 -	47.195	53.194	<b>49.137</b>	<b>2:29.526 (1)</b>	<b>71.47</b>		<b>11:15:18.839</b>
9 -	47.963	<b>53.044</b>	50.243	2:31.250	70.66	1.724	11:17:50.089

# Dunlop Mini Challenge supported by Mini Spares - Se7en

## RACE 7 - SECTOR ANALYSIS



SECTOR 1 = FL to I1, SECTOR 2 = I1 to I2, SECTOR 3 = I2 to FL, DIFF = Difference To Personal Best Lap, P = Crossed Finish Line in Pit Lane, D = Time Disallowed

P9 728 7S		Michael WINKWORTH		Mini Se7en S 1275			
IDEAL LAP TIME : 2:28.242		BEST LAP TIME : 2:28.485		DIFFERENCE : 0.243			
LAP	SECTOR 1	SECTOR 2	SECTOR 3	LAP TIME	MPH	DIFF	TIME OF DAY
1 -		53.820	51.096	2:51.929	62.16	23.444	10:57:51.006
2 -	47.536	53.370	51.474	2:32.380	70.14	3.895	11:00:23.386
3 -	47.238	53.110	50.420	2:30.768	70.89	2.283	11:02:54.154
4 -	46.981	52.928	49.352	2:29.261 (3)	71.60	0.776	11:05:23.415
5 -	47.262	53.300	49.651	2:30.213	71.15	1.728	11:07:53.628
6 -	46.747	53.091	49.847	2:29.685	71.40	1.200	11:10:23.313
7 -	47.018	52.698	<b>48.950</b>	2:28.666 (2)	71.89	0.181	11:12:51.979
8 -	46.887	<b>52.578</b>	49.020	<b>2:28.485 (1)</b>	<b>71.98</b>		<b>11:15:20.464</b>
9 -	<b>46.714</b>	52.774	50.293	2:29.781	71.35	1.296	11:17:50.245

P10 711 7S		Damien HARRINGTON		Mini Se7en S 1300			
IDEAL LAP TIME : 2:28.280		BEST LAP TIME : 2:28.497		DIFFERENCE : 0.217			
LAP	SECTOR 1	SECTOR 2	SECTOR 3	LAP TIME	MPH	DIFF	TIME OF DAY
1 -		53.769	51.379	2:53.946	61.44	25.449	10:57:53.023
2 -	47.348	53.157	50.810	2:31.315	70.63	2.818	11:00:24.338
3 -	47.057	52.973	50.485	2:30.515	71.01	2.018	11:02:54.853
4 -	46.936	52.708	49.698	2:29.342 (3)	71.56	0.845	11:05:24.195
5 -	47.006	53.271	50.125	2:30.402	71.06	1.905	11:07:54.597
6 -	46.776	<b>52.477</b>	50.252	2:29.505	71.48	1.008	11:10:24.102
7 -	46.871	52.591	49.398	2:28.860 (2)	71.79	0.363	11:12:52.962
8 -	46.666	53.429	49.344	2:29.439	71.52	0.942	11:15:22.401
9 -	<b>46.588</b>	52.694	<b>49.215</b>	<b>2:28.497 (1)</b>	<b>71.97</b>		<b>11:17:50.898</b>

P11 76 7		Jo POLLEY		Mini Se7en 998			
IDEAL LAP TIME : 2:30.907		BEST LAP TIME : 2:31.236		DIFFERENCE : 0.329			
LAP	SECTOR 1	SECTOR 2	SECTOR 3	LAP TIME	MPH	DIFF	TIME OF DAY
1 -		53.918	51.673	2:42.207	65.89	10.971	10:57:41.284
2 -	47.820	53.749	50.928	2:32.497	70.08	1.261	11:00:13.781
3 -	47.595	53.455	51.339	2:32.389	70.13	1.153	11:02:46.170
4 -	47.456	<b>52.822</b>	51.135	2:31.413 (2)	70.58	0.177	11:05:17.583
5 -	47.514	53.022	50.700	<b>2:31.236 (1)</b>	<b>70.67</b>		<b>11:07:48.819</b>
6 -	<b>47.398</b>	53.325	50.694	2:31.417 (3)	70.58	0.181	11:10:20.236
7 -	47.433	53.441	<b>50.687</b>	2:31.561	70.51	0.325	11:12:51.797
8 -	47.534	53.854	51.480	2:32.868	69.91	1.632	11:15:24.665
9 -	47.514	53.521	50.703	2:31.738	70.43	0.502	11:17:56.403

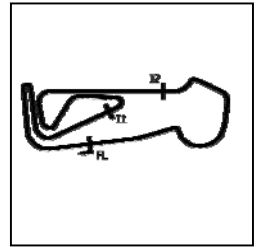
P12 6 7		Graeme DAVIS		Mini Se7en 998			
IDEAL LAP TIME : 2:30.350		BEST LAP TIME : 2:30.841		DIFFERENCE : 0.491			
LAP	SECTOR 1	SECTOR 2	SECTOR 3	LAP TIME	MPH	DIFF	TIME OF DAY
1 -		54.386	52.420	2:44.246	65.07	13.405	10:57:43.323
2 -	47.973	54.445	51.162	2:33.580	69.59	2.739	11:00:16.903
3 -	47.794	54.338	50.746	2:32.878	69.91	2.037	11:02:49.781
4 -	47.797	54.421	50.756	2:32.974	69.86	2.133	11:05:22.755
5 -	47.440	53.921	<b>50.262</b>	2:31.623 (3)	70.49	0.782	11:07:54.378
6 -	47.560	<b>53.188</b>	50.344	2:31.092 (2)	70.73	0.251	11:10:25.470
7 -	<b>46.900</b>	53.418	50.523	<b>2:30.841 (1)</b>	<b>70.85</b>		<b>11:12:56.311</b>
8 -	47.483	53.986	50.571	2:32.040	70.29	1.199	11:15:28.351
9 -	47.178	53.858	50.723	2:31.759	70.42	0.918	11:18:00.110

Weather / Track : Bright / Dry

Snetterton 300  
Circuit Length = 2.9689 miles  
Start: 10:54 Flag 11:17 End: 11:20

# Dunlop Mini Challenge supported by Mini Spares - Se7en

## RACE 7 - SECTOR ANALYSIS



SECTOR 1 = FL to I1, SECTOR 2 = I1 to I2, SECTOR 3 = I2 to FL, DIFF = Difference To Personal Best Lap, P = Crossed Finish Line in Pit Lane, D = Time Disallowed

P13 20 7		Darren THOMAS		Mini Se7en 998			
IDEAL LAP TIME : 2:31.157		BEST LAP TIME : 2:31.547		DIFFERENCE : 0.390			
LAP	SECTOR 1	SECTOR 2	SECTOR 3	LAP TIME	MPH	DIFF	TIME OF DAY
1 -		55.061	52.222	2:43.377	65.41	11.830	10:57:42.454
2 -	47.976	53.763	50.878	2:32.617	70.03	1.070	11:00:15.071
3 -	47.299	53.646	51.635	2:32.580	70.04	1.033	11:02:47.651
4 -	47.472	53.555	50.574	2:31.601 (2)	70.50	0.054	11:05:19.252
5 -	47.924	53.854	50.835	2:32.613	70.03	1.066	11:07:51.865
6 -	47.771	54.067	51.233	2:33.071	69.82	1.524	11:10:24.936
7 -	<b>47.098</b>	53.707	50.742	<b>2:31.547 (1)</b>	<b>70.52</b>		<b>11:12:56.483</b>
8 -	47.722	53.798	<b>50.515</b>	2:32.035	70.30	0.488	11:15:28.518
9 -	47.530	<b>53.544</b>	50.725	2:31.799 (3)	70.40	0.252	11:18:00.317

P14 758 7S		Matthew AYRES		Mini Se7en S 1275			
IDEAL LAP TIME : 2:30.856		BEST LAP TIME : 2:31.159		DIFFERENCE : 0.303			
LAP	SECTOR 1	SECTOR 2	SECTOR 3	LAP TIME	MPH	DIFF	TIME OF DAY
1 -		56.110	53.674	2:59.896	59.41	28.737	10:57:58.973
2 -	48.671	53.905	51.449	2:34.025	69.39	2.866	11:00:32.998
3 -	47.707	54.383	52.206	2:34.296	69.26	3.137	11:03:07.294
4 -	48.587	53.978	50.780	2:33.345	69.69	2.186	11:05:40.639
5 -	47.734	<b>53.259</b>	50.717	2:31.710 (3)	70.45	0.551	11:08:12.349
6 -	47.683	54.325	50.812	2:32.820	69.93	1.661	11:10:45.169
7 -	47.656	53.578	50.880	2:32.114	70.26	0.955	11:13:17.283
8 -	47.402	53.529	<b>50.228</b>	<b>2:31.159 (1)</b>	<b>70.70</b>		<b>11:15:48.442</b>
9 -	<b>47.369</b>	53.580	50.630	2:31.579 (2)	70.51	0.420	11:18:20.021

P15 777 7S		Dave REES		Mini Se7en S 1275			
IDEAL LAP TIME : 2:31.935		BEST LAP TIME : 2:32.166		DIFFERENCE : 0.231			
LAP	SECTOR 1	SECTOR 2	SECTOR 3	LAP TIME	MPH	DIFF	TIME OF DAY
1 -		54.049	52.152	2:54.473	61.25	22.307	10:57:53.550
2 -	47.905	54.231	51.773	2:33.909	69.44	1.743	11:00:27.459
3 -	48.154	54.050	52.284	2:34.488	69.18	2.322	11:03:01.947
4 -	48.552	54.478	52.154	2:35.184	68.87	3.018	11:05:37.131
5 -	48.782	54.272	51.061	2:34.115	69.35	1.949	11:08:11.246
6 -	48.309	54.822	51.853	2:34.984	68.96	2.818	11:10:46.230
7 -	48.032	53.913	<b>50.528</b>	2:32.473 (2)	70.09	0.307	11:13:18.703
8 -	<b>47.659</b>	<b>53.748</b>	50.759	<b>2:32.166 (1)</b>	<b>70.23</b>		<b>11:15:50.869</b>
9 -	47.943	54.282	51.042	2:33.267 (3)	69.73	1.101	11:18:24.136

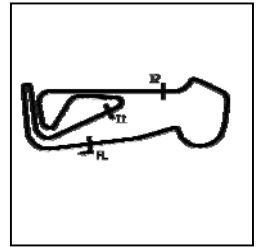
P16 7 7		Jordan SIMS		Mini Se7en 998			
IDEAL LAP TIME : 2:30.960		BEST LAP TIME : 2:31.940		DIFFERENCE : 0.980			
LAP	SECTOR 1	SECTOR 2	SECTOR 3	LAP TIME	MPH	DIFF	TIME OF DAY
1 -		55.745	52.800	2:47.392	63.85	15.452	10:57:46.469
2 -	49.460	55.797	53.352	2:38.609	67.38	6.669	11:00:25.078
3 -	49.102	54.928	51.984	2:36.014	68.50	4.074	11:03:01.092
4 -	48.713	54.988	55.631	2:39.332	67.08	7.392	11:05:40.424
5 -	48.697	<b>53.292</b>	50.562	2:32.551 (2)	70.06	0.611	11:08:12.975
6 -	<b>47.357</b>	54.616	51.297	2:33.270 (3)	69.73	1.330	11:10:46.245
7 -	48.390	53.961	50.949	2:33.300	69.72	1.360	11:13:19.545
8 -	47.884	53.745	<b>50.311</b>	<b>2:31.940 (1)</b>	<b>70.34</b>		<b>11:15:51.485</b>
9 -	47.562	54.617	51.159	2:33.338	69.70	1.398	11:18:24.823

Weather / Track : Bright / Dry

Snetterton 300  
 Circuit Length = 2.9689 miles  
 Start: 10:54 Flag 11:17 End: 11:20

# Dunlop Mini Challenge supported by Mini Spares - Se7en

## RACE 7 - SECTOR ANALYSIS



SECTOR 1 = FL to I1, SECTOR 2 = I1 to I2, SECTOR 3 = I2 to FL, DIFF = Difference To Personal Best Lap, P = Crossed Finish Line in Pit Lane, D = Time Disallowed

P17 8 7		Julian PROCTOR		Mini Se7en 998			
IDEAL LAP TIME : 2:35.122		BEST LAP TIME : 2:35.213		DIFFERENCE : 0.091			
LAP	SECTOR 1	SECTOR 2	SECTOR 3	LAP TIME	MPH	DIFF	TIME OF DAY
1 -		55.430	53.242	2:47.145	63.94	11.932	10:57:46.222
2 -	49.492	55.734	52.922	2:38.148	67.58	2.935	11:00:24.370
3 -	49.700	55.644	53.124	2:38.468	67.44	3.255	11:03:02.838
4 -	49.283	55.135	53.335	2:37.753	67.75	2.540	11:05:40.591
5 -	50.569	55.037	52.332	2:37.938	67.67	2.725	11:08:18.529
6 -	48.780	<b>54.798</b>	51.897	2:35.475 (2)	68.74	0.262	11:10:54.004
7 -	48.670	55.000	51.997	2:35.667	68.65	0.454	11:13:29.671
8 -	48.682	54.967	51.844	2:35.493 (3)	68.73	0.280	11:16:05.164
9 -	<b>48.642</b>	54.889	<b>51.682</b>	<b>2:35.213 (1)</b>	<b>68.86</b>		<b>11:18:40.377</b>

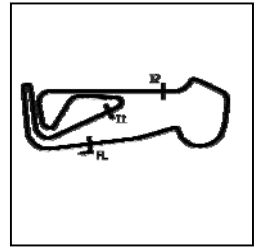
P18 712 7S		Greg DAW		Mini Se7en S 1293			
IDEAL LAP TIME : 2:33.510		BEST LAP TIME : 2:33.783		DIFFERENCE : 0.273			
LAP	SECTOR 1	SECTOR 2	SECTOR 3	LAP TIME	MPH	DIFF	TIME OF DAY
1 -		55.200	52.946	2:57.029	60.37	23.246	10:57:56.106
2 -	48.343	55.469	52.084	2:35.896	68.55	2.113	11:00:32.002
3 -	48.423	<b>54.626</b>	52.047	2:35.096	68.91	1.313	11:03:07.098
4 -	48.403	54.786	51.051	2:34.240 (3)	69.29	0.457	11:05:41.338
5 -	50.105	54.689	50.914	2:35.708	68.64	1.925	11:08:17.046
6 -	48.606	54.828	<b>50.610</b>	2:34.044 (2)	69.38	0.261	11:10:51.090
7 -	<b>48.274</b>	54.886	50.623	<b>2:33.783 (1)</b>	<b>69.50</b>		<b>11:13:24.873</b>
8 -	50.551	56.191	51.569	2:38.311	67.51	4.528	11:16:03.184
9 -	48.986	56.483	51.888	2:37.357	67.92	3.574	11:18:40.541

P19 784 7S		Ryan TAYLOR		Mini Se7en S 1293			
IDEAL LAP TIME : 2:33.315		BEST LAP TIME : 2:34.125		DIFFERENCE : 0.810			
LAP	SECTOR 1	SECTOR 2	SECTOR 3	LAP TIME	MPH	DIFF	TIME OF DAY
1 -		56.151	55.614	3:03.670	58.19	29.545	10:58:02.747
2 -	49.275	53.965	52.872	2:36.112	68.46	1.987	11:00:38.859
3 -	48.486	55.296	51.611	2:35.393	68.78	1.268	11:03:14.252
4 -	48.555	54.211	52.018	2:34.784 (3)	69.05	0.659	11:05:49.036
5 -	50.601	54.680	53.103	2:38.384	67.48	4.259	11:08:27.420
6 -	49.277	55.123	54.362	2:38.762	67.32	4.637	11:11:06.182
7 -	49.079	54.519	<b>51.597</b>	2:35.195	68.86	1.070	11:13:41.377
8 -	48.203	<b>53.907</b>	52.472	2:34.582 (2)	69.14	0.457	11:16:15.959
9 -	<b>47.811</b>	54.605	51.709	<b>2:34.125 (1)</b>	<b>69.34</b>		<b>11:18:50.084</b>

P20 715 7S		Jonnie KENT		Mini Se7en S 1275			
IDEAL LAP TIME : 2:34.305		BEST LAP TIME : 2:35.121		DIFFERENCE : 0.816			
LAP	SECTOR 1	SECTOR 2	SECTOR 3	LAP TIME	MPH	DIFF	TIME OF DAY
1 -		56.958	54.388	3:02.894	58.43	27.773	10:58:01.971
2 -	48.666	54.906	53.882	2:37.454	67.88	2.333	11:00:39.425
3 -	<b>48.365</b>	54.838	52.603	2:35.806	68.59	0.685	11:03:15.231
4 -	48.840	<b>54.173</b>	52.108	<b>2:35.121 (1)</b>	<b>68.90</b>		<b>11:05:50.352</b>
5 -	48.688	55.034	52.593	2:36.315	68.37	1.194	11:08:26.667
6 -	49.660	54.908	<b>51.767</b>	2:36.335	68.36	1.214	11:11:03.002
7 -	49.343	54.756	52.317	2:36.416	68.33	1.295	11:13:39.418
8 -	48.865	54.682	51.912	2:35.459 (3)	68.75	0.338	11:16:14.877
9 -	48.387	54.497	52.485	2:35.369 (2)	68.79	0.248	11:18:50.246

# Dunlop Mini Challenge supported by Mini Spares - Se7en

## RACE 7 - SECTOR ANALYSIS



SECTOR 1 = FL to I1, SECTOR 2 = I1 to I2, SECTOR 3 = I2 to FL, DIFF = Difference To Personal Best Lap, P = Crossed Finish Line in Pit Lane, D = Time Disallowed

P21 796 7S		Mark CHAPPELL		Mini Se7en S 1275			
IDEAL LAP TIME : 2:34.663		BEST LAP TIME : 2:35.044		DIFFERENCE : 0.381			
LAP	SECTOR 1	SECTOR 2	SECTOR 3	LAP TIME	MPH	DIFF	TIME OF DAY
1 -		55.515	54.993	3:02.005	58.72	26.961	10:58:01.082
2 -	<b>48.335</b>	<b>54.303</b>	53.820	2:36.458 (3)	68.31	1.414	11:00:37.540
3 -	48.411	54.752	53.243	2:36.406 (2)	68.33	1.362	11:03:13.946
4 -	48.390	54.629	<b>52.025</b>	<b>2:35.044 (1)</b>	<b>68.93</b>		<b>11:05:48.990</b>
5 -	49.919	54.699	52.900	2:37.518	67.85	2.474	11:08:26.508
6 -	50.019	55.632	54.201	2:39.852	66.86	4.808	11:11:06.360
7 -	48.586	55.650	52.464	2:36.700	68.20	1.656	11:13:43.060
8 -	48.931	55.040	52.619	2:36.590	68.25	1.546	11:16:19.650
9 -	48.408	54.718	53.876	2:37.002	68.07	1.958	11:18:56.652

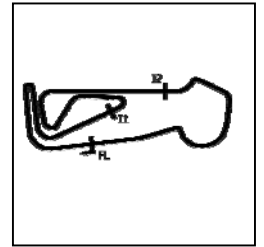
P22 742 7S		Benjamin BUTLER		Mini Se7en S 1293			
IDEAL LAP TIME : 2:34.864		BEST LAP TIME : 2:35.570		DIFFERENCE : 0.706			
LAP	SECTOR 1	SECTOR 2	SECTOR 3	LAP TIME	MPH	DIFF	TIME OF DAY
1 -		55.829	53.351	3:00.240	59.29	24.670	10:57:59.317
2 -	49.077	54.757	53.270	2:37.104	68.03	1.534	11:00:36.421
3 -	48.964	54.948	52.527	2:36.439	68.32	0.869	11:03:12.860
4 -	49.173	58.606	IN PIT	3:01.238 P	58.97	25.668	11:06:14.098
5 -	OUTLAP	54.812	51.824	2:38.312	67.51	2.742	11:08:52.410
6 -	48.972	55.365	53.251	2:37.588	67.82	2.018	11:11:29.998
7 -	<b>48.693</b>	55.086	51.860	2:35.639 (2)	68.67	0.069	11:14:05.637
8 -	48.705	55.087	<b>51.778</b>	<b>2:35.570 (1)</b>	<b>68.70</b>		<b>11:16:41.207</b>
9 -	49.312	<b>54.393</b>	51.994	2:35.699 (3)	68.64	0.129	11:19:16.906

P23 729 7S		Darren JEREMIAH		Mini Se7en S 1300			
IDEAL LAP TIME : 2:36.458		BEST LAP TIME : 2:37.644		DIFFERENCE : 1.186			
LAP	SECTOR 1	SECTOR 2	SECTOR 3	LAP TIME	MPH	DIFF	TIME OF DAY
1 -		55.783	1:05.580	3:10.949	55.97	33.305	10:58:10.026
2 -	50.400	57.873	54.188	2:42.461	65.78	4.817	11:00:52.487
3 -	49.677	55.915	54.598	2:40.190	66.72	2.546	11:03:32.677
4 -	49.091	56.425	54.015	2:39.531	66.99	1.887	11:06:12.208
5 -	49.717	55.472	53.098	2:38.287	67.52	0.643	11:08:50.495
6 -	49.315	55.530	53.433	2:38.278	67.52	0.634	11:11:28.773
7 -	50.296	<b>54.961</b>	<b>52.977</b>	2:38.234 (3)	67.54	0.590	11:14:07.007
8 -	<b>48.520</b>	55.634	53.490	<b>2:37.644 (1)</b>	<b>67.79</b>		<b>11:16:44.651</b>
9 -	49.042	55.913	53.251	2:38.206 (2)	67.55	0.562	11:19:22.857

P24 733 7S		James BRYAN		Mini Se7en S 1293			
IDEAL LAP TIME : 2:39.578		BEST LAP TIME : 2:40.295		DIFFERENCE : 0.717			
LAP	SECTOR 1	SECTOR 2	SECTOR 3	LAP TIME	MPH	DIFF	TIME OF DAY
1 -		59.095	57.349	3:10.765	56.02	30.470	10:58:09.842
2 -	52.844	57.100	55.763	2:45.707	64.49	5.412	11:00:55.549
3 -	52.791	56.859	55.209	2:44.859	64.83	4.564	11:03:40.408
4 -	51.883	56.688	54.982	2:43.553	65.34	3.258	11:06:23.961
5 -	51.015	56.273	<b>53.443</b>	2:40.731 (3)	66.49	0.436	11:09:04.692
6 -	50.456	<b>55.891</b>	54.269	2:40.616 (2)	66.54	0.321	11:11:45.308
7 -	<b>50.244</b>	56.005	54.046	<b>2:40.295 (1)</b>	<b>66.67</b>		<b>11:14:25.603</b>
8 -	50.814	56.795	55.489	2:43.098	65.53	2.803	11:17:08.701

# Dunlop Mini Challenge supported by Mini Spares - Se7en

## RACE 7 - SECTOR ANALYSIS



SECTOR 1 = FL to I1, SECTOR 2 = I1 to I2, SECTOR 3 = I2 to FL, DIFF = Difference To Personal Best Lap, P = Crossed Finish Line in Pit Lane, D = Time Disallowed

<b>P25 732 7S</b>		<b>Darren COX</b>		Mini Se7en S 1293			
IDEAL LAP TIME :		BEST LAP TIME : 2:33.492		DIFFERENCE :			
LAP	SECTOR 1	SECTOR 2	SECTOR 3	LAP TIME	MPH	DIFF	TIME OF DAY
1 -				2:59.457	59.55	25.965	10:57:58.534
2 -				2:35.683	68.65	2.191	11:00:34.217
3 -				2:34.399 (3)	69.22	0.907	11:03:08.616
4 -				2:33.508 (2)	69.62	0.016	11:05:42.124
5 -				2:36.251	68.40	2.759	11:08:18.375
6 -				<b>2:33.492 (1)</b>	<b>69.63</b>		<b>11:10:51.867</b>
7 -				2:35.682	68.65	2.190	11:13:27.549
8 -				2:35.656	68.66	2.164	11:16:03.205

<b>P26 766 7S</b>		<b>Geoff WILLIAMS</b>		Mini Se7en S 1275			
IDEAL LAP TIME : 2:36.456		BEST LAP TIME : 2:37.469		DIFFERENCE : 1.013			
LAP	SECTOR 1	SECTOR 2	SECTOR 3	LAP TIME	MPH	DIFF	TIME OF DAY
1 -		58.155	56.297	3:09.345	56.44	31.876	10:58:08.422
2 -	52.095	56.997	55.708	2:44.800	64.85	7.331	11:00:53.222
3 -	50.992	56.300	53.507	2:40.799	66.46	3.330	11:03:34.021
4 -	50.654	56.503	<b>52.834</b>	2:39.991	66.80	2.522	11:06:14.012
5 -	49.565	55.059	52.944	2:37.568 (2)	67.83	0.099	11:08:51.580
6 -	49.433	55.605	54.147	2:39.185 (3)	67.14	1.716	11:11:30.765
7 -	48.775	<b>54.966</b>	53.728	<b>2:37.469 (1)</b>	<b>67.87</b>		<b>11:14:08.234</b>

<b>P27 763 7S</b>		<b>John COCKBURN-EVANS</b>		Mini Se7en S 1293			
IDEAL LAP TIME : 2:37.781		BEST LAP TIME : 2:38.355		DIFFERENCE : 0.574			
LAP	SECTOR 1	SECTOR 2	SECTOR 3	LAP TIME	MPH	DIFF	TIME OF DAY
1 -		56.613	54.197	3:03.650 (3)	58.19	25.295	10:58:02.727
2 -	50.181	55.589	<b>52.585</b>	<b>2:38.355 (1)</b>	<b>67.49</b>		<b>11:00:41.082</b>
3 -	<b>49.750</b>	<b>55.446</b>	53.444	2:38.640 (2)	67.37	0.285	11:03:19.722

# Dunlop Mini Challenge supported by Mini Spares - Se7en

## RACE 7 - BEST SECTORS

SECTOR 1			SECTOR 2			SECTOR 3			IDEAL / BEST COMPARISON						
POS	NO	NAME	TIME	NO	NAME	TIME	NO	NAME	TIME	POS	NO	NAME	IDEAL	BEST	DIFF
													<b>PERFECT LAP</b>	<b>2:25.310</b>	
1	80	THOMPSON	45.479	41	LEWIS	51.640	1	SMITH	48.191	1	1	SMITH	2:25.407	2:25.459	0.052
2	1	SMITH	45.520	1	SMITH	51.696	87	O BRIEN	48.371	2	99	CROYDON-FOWLER	2:25.984	2:26.240	0.256
3	2	WANSTALL	45.526	99	CROYDON-FOWLER	51.875	99	CROYDON-FOWLER	48.546	3	87	O BRIEN	2:25.994	2:26.245	0.251
4	99	CROYDON-FOWLER	45.563	87	O BRIEN	51.900	2	WANSTALL	48.872	4	41	LEWIS	2:26.171	2:27.077	0.906
5	41	LEWIS	45.569	80	THOMPSON	51.988	80	THOMPSON	48.875	5	80	THOMPSON	2:26.342	2:26.693	0.351
6	87	O BRIEN	45.723	2	WANSTALL	52.170	728	WINKWORTH	48.950	6	2	WANSTALL	2:26.568	2:26.782	0.214
7	77	DEVINY	46.441	711	HARRINGTON	52.477	41	LEWIS	48.962	7	728	WINKWORTH	2:28.242	2:28.485	0.243
8	711	HARRINGTON	46.588	77	DEVINY	52.503	4	ROBERTS	49.137	8	711	HARRINGTON	2:28.280	2:28.497	0.217
9	728	WINKWORTH	46.714	728	WINKWORTH	52.578	711	HARRINGTON	49.215	9	77	DEVINY	2:28.843	2:29.133	0.290
10	6	DAVIS	46.900	76	POLLEY	52.822	77	DEVINY	49.899	10	4	ROBERTS	2:29.329	2:29.526	0.197
11	20	THOMAS	47.098	4	ROBERTS	53.044	758	AYRES	50.228	11	6	DAVIS	2:30.350	2:30.841	0.491
12	4	ROBERTS	47.148	6	DAVIS	53.188	6	DAVIS	50.262	12	758	AYRES	2:30.856	2:31.159	0.303
13	7	SIMS	47.357	758	AYRES	53.259	7	SIMS	50.311	13	76	POLLEY	2:30.907	2:31.236	0.329
14	758	AYRES	47.369	7	SIMS	53.292	20	THOMAS	50.515	14	7	SIMS	2:30.960	2:31.940	0.980
15	76	POLLEY	47.398	20	THOMAS	53.544	777	REES	50.528	15	20	THOMAS	2:31.157	2:31.547	0.390
16	777	REES	47.659	777	REES	53.748	712	DAW	50.610	16	777	REES	2:31.935	2:32.166	0.231
17	784	TAYLOR	47.811	784	TAYLOR	53.907	76	POLLEY	50.687	17	784	TAYLOR	2:33.315	2:34.125	0.810
18	712	DAW	48.274	715	KENT	54.173	784	TAYLOR	51.597	18	712	DAW	2:33.510	2:33.783	0.273
19	796	CHAPPELL	48.335	796	CHAPPELL	54.303	8	PROCTOR	51.682	19	715	KENT	2:34.305	2:35.121	0.816
20	715	KENT	48.365	742	BUTLER	54.393	715	KENT	51.767	20	796	CHAPPELL	2:34.663	2:35.044	0.381
21	729	JEREMIAH	48.520	712	DAW	54.626	742	BUTLER	51.778	21	742	BUTLER	2:34.864	2:35.570	0.706
22	8	PROCTOR	48.642	8	PROCTOR	54.798	796	CHAPPELL	52.025	22	8	PROCTOR	2:35.122	2:35.213	0.091
23	766	WILLIAMS	48.656	729	JEREMIAH	54.961	763	COCKBURN-EVANS	52.585	23	766	WILLIAMS	2:36.456	2:37.469	1.013
24	742	BUTLER	48.693	766	WILLIAMS	54.966	766	WILLIAMS	52.834	24	729	JEREMIAH	2:36.458	2:37.644	1.186
25	763	COCKBURN-EVANS	49.750	763	COCKBURN-EVANS	55.446	729	JEREMIAH	52.977	25	763	COCKBURN-EVANS	2:37.781	2:38.355	0.574
26	733	BRYAN	50.244	733	BRYAN	55.891	733	BRYAN	53.443	26	733	BRYAN	2:39.578	2:40.295	0.717
27										27	732	COX		2:33.492	

Weather / Track : Bright / Dry

Results can be found at [www.tsl-timing.com](http://www.tsl-timing.com)

Snetterton 300

Circuit Length = 2.9689 miles

Start: 10:54 Flag 11:17 End: 11:20

Printed - 11:22 Sunday, 09 May 2021



# Dunlop Mini Challenge supported by Mini Spares - Se7en

## RACE 7 - STATISTICS

**Competitors Started** 27  
**Planned Start** 2021-05-09 @ 10:30:00.000  
**Actual Start** 2021-05-09 @ 10:54:59.076  
**Finish Time** 2021-05-09 @ 11:17:03.068  
**Track Length** 2.9689mi.  
**Total Laps** 233  
**Total Distance Covered** 691.7563mi.

### Session Fastest Lap History

NO	CL	NAME	LAP TIME	TIME OF DAY	LAP	VEHICLE
1	7	Jeff SMITH	<b>2:35.737</b>	10:57:34.820	1	Mini Se7en 998
1	7	Jeff SMITH	<b>2:27.302</b>	11:00:02.122	2	Mini Se7en 998
1	7	Jeff SMITH	<b>2:26.702</b>	11:02:28.823	3	Mini Se7en 998
1	7	Jeff SMITH	<b>2:26.292</b>	11:04:55.116	4	Mini Se7en 998
87	7	Connor O BRIEN	<b>2:26.245</b>	11:07:32.774	5	Mini Se7en 998
1	7	Jeff SMITH	<b>2:25.705</b>	11:09:47.301	6	Mini Se7en 998
1	7	Jeff SMITH	<b>2:25.459</b>	11:17:04.360	9	Mini Se7en 998

### Session Leader History

NO	CL	NAME	FROM LAP	LAPS LED	DISTANCE	VEHICLE
1	7	Jeff SMITH	1	9	26.72 miles	Mini Se7en 998

### Flag History

TYPE	TIME OF DAY
GREEN	10:54:59.076
FINISH	11:17:03.068

### Flag Statistics

TYPE	COUNT	TOTAL LAPS	TOTAL TIME
Green	1	9	25:11.383
Red	0	0	0.000
Safety Car	0	0	0.000
FCY	0	0	0.000

Weather / Track : Bright / Dry

# Dunlop Mini Challenge supported by Mini Spares - Se7en

## RACE 7 - STATISTICS

CLASS : 7

13 Starters

### Fastest Lap History

NO	NAME	LAP TIME	TIME OF DAY	LAP	VEHICLE
1	Jeff SMITH	2:35.737	10:57:34.820	1	Mini Se7en 998
1	Jeff SMITH	2:27.302	11:00:02.122	2	Mini Se7en 998
1	Jeff SMITH	2:26.702	11:02:28.823	3	Mini Se7en 998
1	Jeff SMITH	2:26.292	11:04:55.116	4	Mini Se7en 998
87	Connor O BRIEN	2:26.245	11:07:32.774	5	Mini Se7en 998
1	Jeff SMITH	2:25.705	11:09:47.301	6	Mini Se7en 998
1	Jeff SMITH	2:25.459	11:17:04.360	9	Mini Se7en 998

### Leader History

NO	NAME	FROM LAP	LAPS LED	DISTANCE	VEHICLE
1	Jeff SMITH	1	9	26.72 miles	Mini Se7en 998

# Dunlop Mini Challenge supported by Mini Spares - Se7en

## RACE 7 - STATISTICS

CLASS : 7S

14 Starters

### Fastest Lap History


NO	NAME	LAP TIME	TIME OF DAY	LAP	VEHICLE
728	Michael WINKWORTH	2:51.929	10:57:51.012	1	Mini Se7en S 1275
728	Michael WINKWORTH	2:32.380	11:00:23.390	2	Mini Se7en S 1275
711	Damien HARRINGTON	2:31.315	11:00:24.368	2	Mini Se7en S 1300
728	Michael WINKWORTH	2:30.768	11:02:54.157	3	Mini Se7en S 1275
711	Damien HARRINGTON	2:30.515	11:02:54.882	3	Mini Se7en S 1300
728	Michael WINKWORTH	2:29.261	11:05:23.419	4	Mini Se7en S 1275
728	Michael WINKWORTH	2:28.666	11:12:51.983	7	Mini Se7en S 1275
728	Michael WINKWORTH	2:28.485	11:15:20.467	8	Mini Se7en S 1275

### Leader History

NO	NAME	FROM LAP	LAPS LED	DISTANCE	VEHICLE
728	Michael WINKWORTH	1	9	26.72 miles	Mini Se7en S 1275

**Dunlop Mini Challenge supported by Mini Spares - Se7en**

**RACE 14 - GRID (18 minutes) - AMENDED**

ROW 16	31	766	Geoff WILLIAMS	32	763	John COCKBURN-EVANS	
ROW 15	29	732	Darren COX	30	733	James BRYAN	
ROW 14	27	742	Benjamin BUTLER	28	729	Darren JEREMIAH	
ROW 13	25	711	Damien HARRINGTON	26	728	Michael WINKWORTH	
ROW 12	23	777	Dave REES	24	758	Matthew AYRES	
ROW 11	21	784	Ryan TAYLOR	22	712	Greg DAW	
ROW 10	19	796	Mark CHAPPELL with 10 second delay	20	715	Jonnie KENT	
ROW 9							
ROW 8							
ROW 7	13	8	Julian PROCTOR				
ROW 6		11	20	Darren THOMAS	12	7	Jordan SIMS
ROW 5	9	76	Jo POLLEY	10	6	Graeme DAVIS	
ROW 4		7	80	Joe THOMPSON	8	1	Jeff SMITH
ROW 3	5	87	Connor O BRIEN	6	2	Spencer WANSTALL	
ROW 2		3	41	Jonathan LEWIS	4	99	Nicholas CROYDON-FOWLER
ROW 1	1	4	Lee ROBERTS	2	77	Andrew DEVINY	
			<b>Pole</b>				
							

Top 8 Reversed

These results are provisional until the conclusion of any judicial and technical matters.

Snetterton 300  
Circuit Length = 2.9689 miles

Clerk Of Course :	Stewards :	Timekeeper :

# Dunlop Mini Challenge supported by Mini Spares - Se7en

## RACE 14 - CLASSIFICATION

POS	NO	CL	PIC NAME	ENTRY	LAPS	TIME	GAP	DIFF	MPH	BEST	ON
1	1	7	1 Jeff SMITH	Mini Se7en 998	8	19:59.306			71.29	2:25.878	7
2	87	7	2 Connor O BRIEN	Mini Se7en 998	8	20:07.849	8.543	8.543	70.79	2:26.715	7
3	41	7	3 Jonathan LEWIS	Mini Se7en 998	8	20:07.855	8.549	0.006	70.79	2:26.406	7
4	99	7	4 Nicholas CROYDON-FOWLER	Mini Se7en 998	8	20:11.732	12.426	3.877	70.56	2:26.882	8
5	77	7	5 Andrew DEVINY	Mini Se7en 998	8	20:13.773	14.467	2.041	70.44	2:27.973	5
6	2	7	6 Spencer WANSTALL	Mini Se7en 998	8	20:16.372	17.066	2.599	70.29	2:28.613	5
7	4	7	7 Lee ROBERTS	Mini Se7en 998	8	20:16.567	17.261	0.195	70.28	2:27.229	5
8	80	7	8 Joe THOMPSON	Mini Se7en 998	8	20:19.547	20.241	2.980	70.11	2:28.454	4
9	728	7S	1 Michael WINKWORTH	Mini Se7en S 1275	8	20:48.345	49.039	28.798	68.49	2:28.860	7
10	76	7	9 Jo POLLEY	Mini Se7en 998	8	20:48.406	49.100	0.061	68.49	2:32.995	5
11	711	7S	2 Damien HARRINGTON	Mini Se7en S 1300	8	20:54.252	54.946	5.846	68.17	2:30.664	5
12	6	7	10 Graeme DAVIS	Mini Se7en 998	8	20:54.919	55.613	0.667	68.13	2:30.806	8
13	20	7	11 Darren THOMAS	Mini Se7en 998	8	20:55.104	55.798	0.185	68.12	2:30.825	8
14	758	7S	3 Matthew AYRES	Mini Se7en S 1275	8	21:00.259	1:00.953	5.155	67.84	2:31.489	6
15	8	7	12 Julian PROCTOR	Mini Se7en 998	8	21:13.072	1:13.766	12.813	67.16	2:34.953	6
16	784	7S	4 Ryan TAYLOR	Mini Se7en S 1293	8	21:16.071	1:16.765	2.999	67.00	2:33.453	5
17	729	7S	5 Darren JEREMIAH	Mini Se7en S 1300	8	21:25.217	1:25.911	9.146	66.52	2:33.945	4
18	742	7S	6 Benjamin BUTLER	Mini Se7en S 1293	8	21:44.252	1:44.946	19.035	65.55	2:35.121	7
19	712	7S	7 Greg DAW	Mini Se7en S 1293	8	21:44.255	1:44.949	0.003	65.55	2:35.946	4
20	715	7S	8 Jonnie KENT	Mini Se7en S 1275	8	21:44.260	1:44.954	0.005	65.55	2:36.003	7
21	763	7S	9 John COCKBURN-EVANS	Mini Se7en S 1293	8	21:49.258	1:49.952	4.998	65.30	2:36.903	6
22	733	7S	10 James BRYAN	Mini Se7en S 1293	8	21:50.885	1:51.579	1.627	65.22	2:36.561	7

### NOT CLASSIFIED

DNF	796	7S	Mark CHAPPELL	Mini Se7en S 1275	4	11:26.141	4 Laps	4 Laps	62.30	2:39.600	4
DNF	7	7	Jordan SIMS	Mini Se7en 998	0						
DNF	777	7S	Dave REES	Mini Se7en S 1275	0						
DNF	732	7S	Darren COX	Mini Se7en S 1293	0						

### FASTEST LAP

	1	7	Jeff SMITH	Mini Se7en 998	7	2:25.878		73.26 mph		117.91 kph	
	728	7S	Michael WINKWORTH	Mini Se7en S 1275	7	2:28.860		71.79 mph		115.55 kph	

Weather / Track : Bright / Dry

These results are provisional until the conclusion of any judicial and technical matters.

Snetterton 300: 2.9689 miles  
 Race Distance: 8 Laps / 23.75 miles  
 Start: 15:27 Flag 15:47 End: 15:49

Clerk Of Course :	Stewards :	Timekeeper :
-------------------	------------	--------------

# Dunlop Mini Challenge supported by Mini Spares - Se7en

## RACE 14 - LAP CHART

LAP 1 @ 15:30:14.326			LAP 2 @ 15:32:46.919			LAP 3 @ 15:35:17.173			LAP 4 @ 15:37:44.700			LAP 5 @ 15:40:11.260		
NO	BEHIND	LAP TIME	NO	BEHIND	LAP TIME	NO	BEHIND	LAP TIME	NO	BEHIND	LAP TIME	NO	BEHIND	LAP TIME
<b>2</b>		2:43.081	<b>2</b>		2:32.593	<b>1</b>		2:30.071	<b>1</b>		2:27.527	<b>1</b>		2:26.560
<b>41</b>	0.539	2:43.620	<b>1</b>	0.183	2:31.610	<b>2</b>	0.560	2:30.814	<b>41</b>	2.366	2:29.022	<b>41</b>	4.553	2:28.747
<b>77</b>	1.011	2:44.092	<b>41</b>	0.946	2:33.000	<b>41</b>	0.871	2:30.179	<b>2</b>	2.552	2:29.519	<b>2</b>	4.605	2:28.613
<b>80</b>	1.017	2:44.098	<b>80</b>	2.066	2:33.642	<b>80</b>	2.164	2:30.352	<b>87</b>	2.702	2:27.779	<b>87</b>	4.967	2:28.825
<b>1</b>	1.166	2:44.247	<b>87</b>	2.519	2:33.652	<b>87</b>	2.450	2:30.185	<b>80</b>	3.091	2:28.454	<b>4</b>	5.739	2:27.229
<b>87</b>	1.460	2:44.541	<b>4</b>	2.778	2:33.644	<b>4</b>	2.931	2:30.407	<b>99</b>	4.629	2:28.855	<b>99</b>	5.938	2:27.869
<b>4</b>	1.727	2:44.808	<b>99</b>	3.560	2:33.430	<b>99</b>	3.301	2:29.995	<b>4</b>	5.070	2:29.666	<b>80</b>	6.147	2:29.616
<b>99</b>	2.723	2:45.804	<b>77</b>	3.582	2:35.164	<b>77</b>	4.476	2:31.148	<b>77</b>	5.761	2:28.812	<b>77</b>	7.174	2:27.973
<b>76</b>	5.021	2:48.102	<b>76</b>	9.641	2:37.213	<b>76</b>	14.417	2:35.030	<b>76</b>	21.429	2:34.539	<b>76</b>	27.864	2:32.995
<b>20</b>	8.426	2:51.507	<b>20</b>	15.947	2:40.114	<b>20</b>	22.191	2:36.498	<b>20</b>	29.957	2:35.293	<b>6</b>	39.968	2:36.523
<b>6</b>	8.443	2:51.524	<b>6</b>	17.729	2:41.879	<b>6</b>	23.179	2:35.704	<b>6</b>	30.005	2:34.353	<b>20</b>	40.054	2:36.657
<b>8</b>	11.608	2:54.689	<b>8</b>	20.181	2:41.166	<b>8</b>	28.108	2:38.181	<b>728</b>	34.568	2:30.695	<b>728</b>	40.178	2:32.170
<b>728</b>	23.304	3:06.385	<b>728</b>	28.051	2:37.340	<b>728</b>	31.400	2:33.603	<b>711</b>	36.591	2:32.346	<b>711</b>	40.695	2:30.664
<b>711</b>	24.277	3:07.358	<b>711</b>	28.596	2:36.912	<b>711</b>	31.772	2:33.430	<b>8</b>	36.661	2:36.080	<b>758</b>	44.617	2:32.209
<b>758</b>	24.590	3:07.671	<b>758</b>	29.189	2:37.192	<b>758</b>	34.079	2:35.144	<b>758</b>	38.968	2:32.416	<b>8</b>	45.850	2:35.749
<b>712</b>	25.262	3:08.343	<b>712</b>	31.044	2:38.375	<b>712</b>	37.805	2:37.015	<b>784</b>	45.753	2:35.280	<b>784</b>	52.646	2:33.453
<b>729</b>	27.873	3:10.954	<b>784</b>	33.284	2:37.651	<b>784</b>	38.000	2:34.970	<b>712</b>	46.224	2:35.946	<b>729</b>	57.212	2:35.561
<b>784</b>	28.226	3:11.307	<b>729</b>	35.311	2:40.031	<b>729</b>	41.793	2:36.736	<b>729</b>	48.211	2:33.945	<b>712</b>	1:12.358	2:52.694
<b>715</b>	29.976	3:13.057	<b>715</b>	41.054	2:43.671	<b>715</b>	52.038	2:41.238	<b>763</b>	1:03.408	2:38.434	<b>715</b>	1:15.465	2:38.097
<b>742</b>	30.169	3:13.250	<b>742</b>	41.218	2:43.642	<b>763</b>	52.501	2:41.331	<b>715</b>	1:03.928	2:39.417	<b>763</b>	1:16.285	2:39.437
<b>763</b>	30.831	3:13.912	<b>763</b>	41.424	2:43.186	<b>742</b>	52.717	2:41.753	<b>742</b>	1:04.279	2:39.089	<b>742</b>	1:16.368	2:38.649
<b>733</b>	32.209	3:15.290	<b>733</b>	42.152	2:42.536	<b>733</b>	53.560	2:41.662	<b>733</b>	1:06.538	2:40.505	<b>733</b>	1:17.555	2:37.577
<b>796</b>	34.259	3:17.340	<b>796</b>	49.622	2:47.956	<b>796</b>	1:00.613	2:41.245	<b>796</b>	1:12.686	2:39.600			

Weather / Track : Bright / Dry

Snetterton 300  
 Circuit Length = 2.9689 miles  
 Start: 15:27 Flag 15:47 End: 15:49

# Dunlop Mini Challenge supported by Mini Spares - Se7en

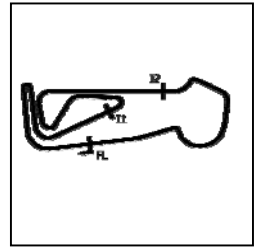
## RACE 14 - LAP CHART

LAP 6 @ 15:42:37.644			LAP 7 @ 15:45:03.522			LAP 8 @ 15:47:30.551		
NO	BEHIND	LAP TIME	NO	BEHIND	LAP TIME	NO	BEHIND	LAP TIME
1		2:26.384	1		2:25.878	1		2:27.029
87	6.327	2:27.744	41	7.011	2:26.406	87	8.543	2:28.408
41	6.483	2:28.314	87	7.164	2:26.715	41	8.549	2:28.567
2	7.924	2:29.703	99	12.573	2:30.501	99	12.426	2:26.882
99	7.950	2:28.396	77	13.079	2:29.328	77	14.467	2:28.417
4	8.114	2:28.759	2	13.476	2:31.430	2	17.066	2:30.619
80	9.034	2:29.271	4	14.581	2:32.345	4	17.261	2:29.709
77	9.629	2:28.839	80	15.629	2:32.473	80	20.241	2:31.641
76	34.681	2:33.201	76	42.541	2:33.738	728	49.039	2:29.086
728	44.000	2:30.206	728	46.982	2:28.860	76	49.100	2:33.588
711	46.278	2:31.967	711	51.108	2:30.708	711	54.946	2:30.867
6	46.337	2:32.753	6	51.836	2:31.377	6	55.613	2:30.806
20	46.460	2:32.790	20	52.002	2:31.420	20	55.798	2:30.825
758	49.722	2:31.489	758	55.488	2:31.644	758	1:00.953	2:32.494
8	54.419	2:34.953	8	1:04.028	2:35.487	8	1:13.766	2:36.767
784	1:00.229	2:33.967	784	1:09.099	2:34.748	784	1:16.765	2:34.695
729	1:06.845	2:36.017	729	1:16.538	2:35.571	729	1:25.911	2:36.402
712	1:24.836	2:38.862	712	1:35.250	2:36.292	742	1:44.946	2:35.738
715	1:25.832	2:36.751	715	1:35.957	2:36.003	712	1:44.949	2:36.728
763	1:26.804	2:36.903	742	1:36.237	2:35.121	715	1:44.954	2:36.026
742	1:26.994	2:37.010	763	1:38.899	2:37.973	763	1:49.952	2:38.082
733	1:28.769	2:37.598	733	1:39.452	2:36.561	733	1:51.579	2:39.156

Weather / Track : Bright / Dry

# Dunlop Mini Challenge supported by Mini Spares - Se7en

## RACE 14 - SECTOR ANALYSIS



SECTOR 1 = FL to I1, SECTOR 2 = I1 to I2, SECTOR 3 = I2 to FL, DIFF = Difference To Personal Best Lap, P = Crossed Finish Line in Pit Lane, D = Time Disallowed

P1		1 7		Jeff SMITH		Mini Se7en 998	
IDEAL LAP TIME : 2:25.761		BEST LAP TIME : 2:25.878		DIFFERENCE : 0.117			
LAP	SECTOR 1	SECTOR 2	SECTOR 3	LAP TIME	MPH	DIFF	TIME OF DAY
1 -		54.906	51.338	2:44.247	65.07	18.369	15:30:15.492
2 -	47.924	54.230	49.456	2:31.610	70.49	5.732	15:32:47.102
3 -	47.653	53.685	48.733	2:30.071	71.22	4.193	15:35:17.173
4 -	46.567	52.668	48.292	2:27.527	72.44	1.649	15:37:44.700
5 -	46.275	52.010	48.275	2:26.560 (3)	72.92	0.682	15:40:11.260
6 -	46.066	<b>51.924</b>	48.394	2:26.384 (2)	73.01	0.506	15:42:37.644
7 -	45.722	52.010	<b>48.146</b>	<b>2:25.878 (1)</b>	<b>73.26</b>		<b>15:45:03.522</b>
8 -	<b>45.691</b>	52.287	49.051	2:27.029	72.69	1.151	15:47:30.551

P2		87 7		Connor O BRIEN		Mini Se7en 998	
IDEAL LAP TIME : 2:26.576		BEST LAP TIME : 2:26.715		DIFFERENCE : 0.139			
LAP	SECTOR 1	SECTOR 2	SECTOR 3	LAP TIME	MPH	DIFF	TIME OF DAY
1 -		54.917	51.374	2:44.541	64.95	17.826	15:30:15.786
2 -	48.494	55.109	50.049	2:33.652	69.56	6.937	15:32:49.438
3 -	47.508	53.293	49.384	2:30.185	71.16	3.470	15:35:19.623
4 -	45.871	53.263	48.645	2:27.779 (3)	72.32	1.064	15:37:47.402
5 -	47.588	52.555	48.682	2:28.825	71.81	2.110	15:40:16.227
6 -	46.896	<b>52.230</b>	48.618	2:27.744 (2)	72.34	1.029	15:42:43.971
7 -	<b>45.742</b>	52.369	<b>48.604</b>	<b>2:26.715 (1)</b>	<b>72.84</b>		<b>15:45:10.686</b>
8 -	46.387	52.765	49.256	2:28.408	72.01	1.693	15:47:39.094

P3		41 7		Jonathan LEWIS		Mini Se7en 998	
IDEAL LAP TIME : 2:26.165		BEST LAP TIME : 2:26.406		DIFFERENCE : 0.241			
LAP	SECTOR 1	SECTOR 2	SECTOR 3	LAP TIME	MPH	DIFF	TIME OF DAY
1 -		55.904	51.164	2:43.620	65.32	17.214	15:30:14.865
2 -	48.119	54.764	50.117	2:33.000	69.85	6.594	15:32:47.865
3 -	47.103	53.662	49.414	2:30.179	71.16	3.773	15:35:18.044
4 -	46.430	53.817	48.775	2:29.022	71.72	2.616	15:37:47.066
5 -	47.147	53.001	48.599	2:28.747	71.85	2.341	15:40:15.813
6 -	47.922	52.140	<b>48.252</b>	2:28.314 (2)	72.06	1.908	15:42:44.127
7 -	<b>45.872</b>	<b>52.041</b>	48.493	<b>2:26.406 (1)</b>	<b>73.00</b>		<b>15:45:10.533</b>
8 -	46.811	52.523	49.233	2:28.567 (3)	71.94	2.161	15:47:39.100

P4		99 7		Nicholas CROYDON-FOWLER		Mini Se7en 998	
IDEAL LAP TIME : 2:26.531		BEST LAP TIME : 2:26.882		DIFFERENCE : 0.351			
LAP	SECTOR 1	SECTOR 2	SECTOR 3	LAP TIME	MPH	DIFF	TIME OF DAY
1 -		56.408	50.602	2:45.804	64.46	18.922	15:30:17.049
2 -	48.756	54.302	50.372	2:33.430	69.66	6.548	15:32:50.479
3 -	47.054	53.868	49.073	2:29.995	71.25	3.113	15:35:20.474
4 -	46.230	53.732	48.893	2:28.855	71.80	1.973	15:37:49.329
5 -	46.285	52.882	48.702	2:27.869 (2)	72.28	0.987	15:40:17.198
6 -	46.908	52.660	48.828	2:28.396 (3)	72.02	1.514	15:42:45.594
7 -	48.397	53.889	<b>48.215</b>	2:30.501	71.01	3.619	15:45:16.095
8 -	<b>46.162</b>	<b>52.154</b>	48.566	<b>2:26.882 (1)</b>	<b>72.76</b>		<b>15:47:42.977</b>

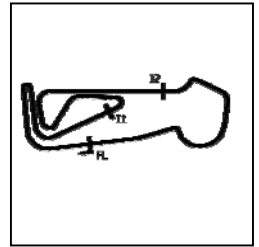
Weather / Track : Bright / Dry

Snetterton 300  
Circuit Length = 2.9689 miles  
Start: 15:27 Flag 15:47 End: 15:49



# Dunlop Mini Challenge supported by Mini Spares - Se7en

## RACE 14 - SECTOR ANALYSIS



SECTOR 1 = FL to I1, SECTOR 2 = I1 to I2, SECTOR 3 = I2 to FL, DIFF = Difference To Personal Best Lap, P = Crossed Finish Line in Pit Lane, D = Time Disallowed

<b>P5 77 7</b>		<b>Andrew DEVINY</b>		Mini Se7en 998			
IDEAL LAP TIME : 2:26.825		BEST LAP TIME : 2:27.973		DIFFERENCE : 1.148			
LAP	SECTOR 1	SECTOR 2	SECTOR 3	LAP TIME	MPH	DIFF	TIME OF DAY
1 -		55.415	52.844	2:44.092	65.13	16.119	15:30:15.337
2 -	50.087	54.240	50.837	2:35.164	68.88	7.191	15:32:50.501
3 -	48.472	52.928	49.748	2:31.148	70.71	3.175	15:35:21.649
4 -	46.977	52.660	49.175	2:28.812 (3)	71.82	0.839	15:37:50.461
5 -	<b>46.102</b>	<b>52.142</b>	49.729	<b>2:27.973 (1)</b>	<b>72.22</b>		<b>15:40:18.434</b>
6 -	46.244	53.515	49.080	2:28.839	71.80	0.866	15:42:47.273
7 -	47.239	53.508	<b>48.581</b>	2:29.328	71.57	1.355	15:45:16.601
8 -	46.582	52.708	49.127	2:28.417 (2)	72.01	0.444	15:47:45.018

<b>P6 2 7</b>		<b>Spencer WANSTALL</b>		Mini Se7en 998			
IDEAL LAP TIME : 2:28.213		BEST LAP TIME : 2:28.613		DIFFERENCE : 0.400			
LAP	SECTOR 1	SECTOR 2	SECTOR 3	LAP TIME	MPH	DIFF	TIME OF DAY
1 -		54.782	52.022	2:43.081	65.53	14.468	15:30:14.326
2 -	48.486	54.206	49.901	2:32.593	70.04	3.980	15:32:46.919
3 -	47.618	53.904	49.292	2:30.814	70.86	2.201	15:35:17.733
4 -	<b>46.633</b>	53.949	48.937	2:29.519 (2)	71.48	0.906	15:37:47.252
5 -	46.736	53.168	<b>48.709</b>	<b>2:28.613 (1)</b>	<b>71.91</b>		<b>15:40:15.865</b>
6 -	47.610	<b>52.871</b>	49.222	2:29.703 (3)	71.39	1.090	15:42:45.568
7 -	48.250	54.139	49.041	2:31.430	70.58	2.817	15:45:16.998
8 -	46.934	53.948	49.737	2:30.619	70.96	2.006	15:47:47.617

<b>P7 4 7</b>		<b>Lee ROBERTS</b>		Mini Se7en 998			
IDEAL LAP TIME : 2:27.065		BEST LAP TIME : 2:27.229		DIFFERENCE : 0.164			
LAP	SECTOR 1	SECTOR 2	SECTOR 3	LAP TIME	MPH	DIFF	TIME OF DAY
1 -		55.331	52.114	2:44.808	64.85	17.579	15:30:16.053
2 -	48.951	54.345	50.348	2:33.644	69.56	6.415	15:32:49.697
3 -	47.622	53.055	49.730	2:30.407	71.06	3.178	15:35:20.104
4 -	46.507	53.862	49.297	2:29.666 (3)	71.41	2.437	15:37:49.770
5 -	46.269	<b>52.499</b>	<b>48.461</b>	<b>2:27.229 (1)</b>	<b>72.59</b>		<b>15:40:16.999</b>
6 -	47.005	52.778	48.976	2:28.759 (2)	71.84	1.530	15:42:45.758
7 -	48.403	54.970	48.972	2:32.345	70.15	5.116	15:45:18.103
8 -	<b>46.105</b>	53.793	49.811	2:29.709	71.39	2.480	15:47:47.812

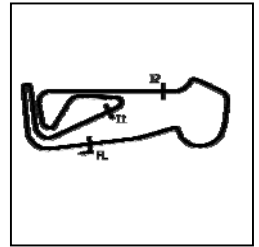
<b>P8 80 7</b>		<b>Joe THOMPSON</b>		Mini Se7en 998			
IDEAL LAP TIME : 2:28.354		BEST LAP TIME : 2:28.454		DIFFERENCE : 0.100			
LAP	SECTOR 1	SECTOR 2	SECTOR 3	LAP TIME	MPH	DIFF	TIME OF DAY
1 -		55.033	51.968	2:44.098	65.13	15.644	15:30:15.343
2 -	49.039	54.738	49.865	2:33.642	69.56	5.188	15:32:48.985
3 -	47.578	53.506	49.268	2:30.352	71.08	1.898	15:35:19.337
4 -	<b>46.463</b>	<b>53.093</b>	48.898	<b>2:28.454 (1)</b>	<b>71.99</b>		<b>15:37:47.791</b>
5 -	46.927	53.811	48.878	2:29.616 (3)	71.43	1.162	15:40:17.407
6 -	47.037	53.436	<b>48.798</b>	2:29.271 (2)	71.60	0.817	15:42:46.678
7 -	47.597	54.766	50.110	2:32.473	70.09	4.019	15:45:19.151
8 -	47.269	53.927	50.445	2:31.641	70.48	3.187	15:47:50.792

Weather / Track : Bright / Dry

Snetterton 300  
 Circuit Length = 2.9689 miles  
 Start: 15:27 Flag 15:47 End: 15:49

# Dunlop Mini Challenge supported by Mini Spares - Se7en

## RACE 14 - SECTOR ANALYSIS



SECTOR 1 = FL to I1, SECTOR 2 = I1 to I2, SECTOR 3 = I2 to FL, DIFF = Difference To Personal Best Lap, P = Crossed Finish Line in Pit Lane, D = Time Disallowed

<b>P9</b>	<b>728</b>	<b>7S</b>	<b>Michael WINKWORTH</b>	<b>Mini Se7en S 1275</b>
IDEAL LAP TIME : 2:28.684		BEST LAP TIME : 2:28.860		DIFFERENCE : 0.176

LAP	SECTOR 1	SECTOR 2	SECTOR 3	LAP TIME	MPH	DIFF	TIME OF DAY
1 -		57.406	52.293	3:06.385	57.34	37.525	15:30:37.630
2 -	50.170	56.045	51.125	2:37.340	67.92	8.480	15:33:14.970
3 -	48.480	54.801	50.322	2:33.603	69.58	4.743	15:35:48.573
4 -	47.866	53.414	49.415	2:30.695	70.92	1.835	15:38:19.268
5 -	47.377	53.046	51.747	2:32.170	70.23	3.310	15:40:51.438
6 -	47.741	53.268	49.197	2:30.206 (3)	71.15	1.346	15:43:21.644
7 -	46.891	52.944	<b>49.025</b>	<b>2:28.860 (1)</b>	<b>71.79</b>		<b>15:45:50.504</b>
8 -	<b>46.782</b>	<b>52.877</b>	49.427	2:29.086 (2)	71.69	0.226	15:48:19.590

<b>P10</b>	<b>76</b>	<b>7</b>	<b>Jo POLLEY</b>	<b>Mini Se7en 998</b>
IDEAL LAP TIME : 2:32.648		BEST LAP TIME : 2:32.995		DIFFERENCE : 0.347

LAP	SECTOR 1	SECTOR 2	SECTOR 3	LAP TIME	MPH	DIFF	TIME OF DAY
1 -		56.081	52.088	2:48.102	63.58	15.107	15:30:19.347
2 -	48.794	56.287	52.132	2:37.213	67.98	4.218	15:32:56.560
3 -	48.525	55.411	51.094	2:35.030	68.94	2.035	15:35:31.590
4 -	48.024	55.127	51.388	2:34.539	69.16	1.544	15:38:06.129
5 -	<b>47.954</b>	54.195	50.846	<b>2:32.995 (1)</b>	<b>69.85</b>		<b>15:40:39.124</b>
6 -	48.507	<b>54.023</b>	<b>50.671</b>	2:33.201 (2)	69.76	0.206	15:43:12.325
7 -	48.094	54.443	51.201	2:33.738	69.52	0.743	15:45:46.063
8 -	48.220	54.353	51.015	2:33.588 (3)	69.58	0.593	15:48:19.651

<b>P11</b>	<b>711</b>	<b>7S</b>	<b>Damien HARRINGTON</b>	<b>Mini Se7en S 1300</b>
IDEAL LAP TIME : 2:30.457		BEST LAP TIME : 2:30.664		DIFFERENCE : 0.207

LAP	SECTOR 1	SECTOR 2	SECTOR 3	LAP TIME	MPH	DIFF	TIME OF DAY
1 -		55.902	52.885	3:07.358	57.04	36.694	15:30:38.603
2 -	49.503	56.069	51.340	2:36.912	68.11	6.248	15:33:15.515
3 -	48.360	54.414	50.656	2:33.430	69.66	2.766	15:35:48.945
4 -	48.085	54.377	<b>49.884</b>	2:32.346	70.15	1.682	15:38:21.291
5 -	<b>47.367</b>	53.395	49.902	<b>2:30.664 (1)</b>	<b>70.93</b>		<b>15:40:51.955</b>
6 -	48.423	<b>53.206</b>	50.338	2:31.967	70.33	1.303	15:43:23.922
7 -	47.425	53.397	49.886	2:30.708 (2)	70.91	0.044	15:45:54.630
8 -	47.401	53.435	50.031	2:30.867 (3)	70.84	0.203	15:48:25.497

<b>P12</b>	<b>6</b>	<b>7</b>	<b>Graeme DAVIS</b>	<b>Mini Se7en 998</b>
IDEAL LAP TIME : 2:30.286		BEST LAP TIME : 2:30.806		DIFFERENCE : 0.520

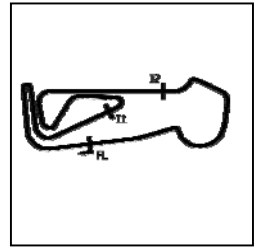
LAP	SECTOR 1	SECTOR 2	SECTOR 3	LAP TIME	MPH	DIFF	TIME OF DAY
1 -		57.117	53.810	2:51.524	62.31	20.718	15:30:22.769
2 -	50.831	57.820	53.228	2:41.879	66.02	11.073	15:33:04.648
3 -	48.117	55.621	51.966	2:35.704	68.64	4.898	15:35:40.352
4 -	47.751	55.116	51.486	2:34.353	69.24	3.547	15:38:14.705
5 -	48.546	55.583	52.394	2:36.523	68.28	5.717	15:40:51.228
6 -	48.334	53.741	50.678	2:32.753 (3)	69.96	1.947	15:43:23.981
7 -	48.064	53.392	<b>49.921</b>	2:31.377 (2)	70.60	0.571	15:45:55.358
8 -	<b>47.083</b>	<b>53.282</b>	50.441	<b>2:30.806 (1)</b>	<b>70.87</b>		<b>15:48:26.164</b>

Weather / Track : Bright / Dry

Snetterton 300  
 Circuit Length = 2.9689 miles  
 Start: 15:27 Flag 15:47 End: 15:49

# Dunlop Mini Challenge supported by Mini Spares - Se7en

## RACE 14 - SECTOR ANALYSIS



SECTOR 1 = FL to I1, SECTOR 2 = I1 to I2, SECTOR 3 = I2 to FL, DIFF = Difference To Personal Best Lap, P = Crossed Finish Line in Pit Lane, D = Time Disallowed

P13 20 7		Darren THOMAS		Mini Se7en 998			
IDEAL LAP TIME : 2:30.436		BEST LAP TIME : 2:30.825		DIFFERENCE : 0.389			
LAP	SECTOR 1	SECTOR 2	SECTOR 3	LAP TIME	MPH	DIFF	TIME OF DAY
1 -		57.696	53.042	2:51.507	62.31	20.682	15:30:22.752
2 -	50.039	57.675	52.400	2:40.114	66.75	9.289	15:33:02.866
3 -	49.354	56.036	51.108	2:36.498	68.29	5.673	15:35:39.364
4 -	48.482	55.362	51.449	2:35.293	68.82	4.468	15:38:14.657
5 -	48.842	55.407	52.408	2:36.657	68.22	5.832	15:40:51.314
6 -	48.863	53.837	50.090	2:32.790 (3)	69.95	1.965	15:43:24.104
7 -	48.154	<b>53.556</b>	<b>49.710</b>	2:31.420 (2)	70.58	0.595	15:45:55.524
8 -	<b>47.170</b>	53.660	49.995	<b>2:30.825 (1)</b>	<b>70.86</b>		<b>15:48:26.349</b>

P14 758 7S		Matthew AYRES		Mini Se7en S 1275			
IDEAL LAP TIME : 2:30.999		BEST LAP TIME : 2:31.489		DIFFERENCE : 0.490			
LAP	SECTOR 1	SECTOR 2	SECTOR 3	LAP TIME	MPH	DIFF	TIME OF DAY
1 -		56.795	53.217	3:07.671	56.95	36.182	15:30:38.916
2 -	49.692	55.781	51.719	2:37.192	67.99	5.703	15:33:16.108
3 -	48.576	53.841	52.727	2:35.144	68.89	3.655	15:35:51.252
4 -	48.098	<b>53.546</b>	50.772	2:32.416	70.12	0.927	15:38:23.668
5 -	47.621	53.746	50.842	2:32.209 (3)	70.21	0.720	15:40:55.877
6 -	47.405	53.559	<b>50.525</b>	<b>2:31.489 (1)</b>	<b>70.55</b>		<b>15:43:27.366</b>
7 -	<b>46.928</b>	53.620	51.096	2:31.644 (2)	70.48	0.155	15:45:59.010
8 -	47.795	53.826	50.873	2:32.494	70.08	1.005	15:48:31.504

P15 8 7		Julian PROCTOR		Mini Se7en 998			
IDEAL LAP TIME : 2:34.691		BEST LAP TIME : 2:34.953		DIFFERENCE : 0.262			
LAP	SECTOR 1	SECTOR 2	SECTOR 3	LAP TIME	MPH	DIFF	TIME OF DAY
1 -		57.842	54.297	2:54.689	61.18	19.736	15:30:25.934
2 -	50.581	57.250	53.335	2:41.166	66.31	6.213	15:33:07.100
3 -	49.831	56.347	52.003	2:38.181	67.56	3.228	15:35:45.281
4 -	49.434	55.153	<b>51.493</b>	2:36.080	68.47	1.127	15:38:21.361
5 -	48.752	<b>54.950</b>	52.047	2:35.749 (3)	68.62	0.796	15:40:57.110
6 -	<b>48.248</b>	55.048	51.657	<b>2:34.953 (1)</b>	<b>68.97</b>		<b>15:43:32.063</b>
7 -	48.575	55.063	51.849	2:35.487 (2)	68.73	0.534	15:46:07.550
8 -	48.910	55.795	52.062	2:36.767	68.17	1.814	15:48:44.317

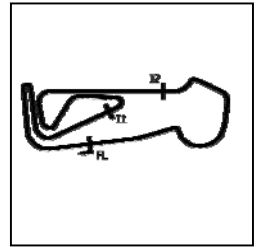
P16 784 7S		Ryan TAYLOR		Mini Se7en S 1293			
IDEAL LAP TIME : 2:32.820		BEST LAP TIME : 2:33.453		DIFFERENCE : 0.633			
LAP	SECTOR 1	SECTOR 2	SECTOR 3	LAP TIME	MPH	DIFF	TIME OF DAY
1 -		59.173	53.241	3:11.307	55.86	37.854	15:30:42.552
2 -	50.393	55.981	51.277	2:37.651	67.79	4.198	15:33:20.203
3 -	49.429	54.206	51.335	2:34.970	68.96	1.517	15:35:55.173
4 -	50.614	54.376	50.290	2:35.280	68.83	1.827	15:38:30.453
5 -	49.182	<b>54.061</b>	<b>50.210</b>	<b>2:33.453 (1)</b>	<b>69.65</b>		<b>15:41:03.906</b>
6 -	<b>48.549</b>	54.473	50.945	2:33.967 (2)	69.41	0.514	15:43:37.873
7 -	48.958	54.304	51.486	2:34.748	69.06	1.295	15:46:12.621
8 -	49.667	54.722	50.306	2:34.695 (3)	69.09	1.242	15:48:47.316

Weather / Track : Bright / Dry

Snetterton 300  
 Circuit Length = 2.9689 miles  
 Start: 15:27 Flag 15:47 End: 15:49

# Dunlop Mini Challenge supported by Mini Spares - Se7en

## RACE 14 - SECTOR ANALYSIS



SECTOR 1 = FL to I1, SECTOR 2 = I1 to I2, SECTOR 3 = I2 to FL, DIFF = Difference To Personal Best Lap, P = Crossed Finish Line in Pit Lane, D = Time Disallowed

<b>P17 729 7S</b>	<b>Darren JEREMIAH</b>	Mini Se7en S 1300
IDEAL LAP TIME : 2:33.579	BEST LAP TIME : 2:33.945	DIFFERENCE : 0.366

LAP	SECTOR 1	SECTOR 2	SECTOR 3	LAP TIME	MPH	DIFF	TIME OF DAY
1 -		58.499	53.556	3:10.954	55.97	37.009	15:30:42.199
2 -	49.681	56.431	53.919	2:40.031	66.78	6.086	15:33:22.230
3 -	48.762	55.102	52.872	2:36.736	68.19	2.791	15:35:58.966
<b>4 -</b>	<b>48.222</b>	<b>54.279</b>	<b>51.444</b>	<b>2:33.945 (1)</b>	<b>69.42</b>		<b>15:38:32.911</b>
5 -	<b>47.856</b>	55.248	52.457	2:35.561 (2)	68.70	1.616	15:41:08.472
6 -	48.657	55.457	51.903	2:36.017	68.50	2.072	15:43:44.489
7 -	48.248	55.245	52.078	2:35.571 (3)	68.70	1.626	15:46:20.060
8 -	48.449	55.950	52.003	2:36.402	68.33	2.457	15:48:56.462

<b>P18 742 7S</b>	<b>Benjamin BUTLER</b>	Mini Se7en S 1293
IDEAL LAP TIME : 2:34.937	BEST LAP TIME : 2:35.121	DIFFERENCE : 0.184

LAP	SECTOR 1	SECTOR 2	SECTOR 3	LAP TIME	MPH	DIFF	TIME OF DAY
1 -		59.167	54.834	3:13.250	55.30	38.129	15:30:44.495
2 -	51.466	56.873	55.303	2:43.642	65.31	8.521	15:33:28.137
3 -	51.527	56.115	54.111	2:41.753	66.07	6.632	15:36:09.890
4 -	50.428	56.116	52.545	2:39.089	67.18	3.968	15:38:48.979
5 -	50.109	55.900	52.640	2:38.649	67.36	3.528	15:41:27.628
6 -	50.285	54.824	51.901	2:37.010 (3)	68.07	1.889	15:44:04.638
<b>7 -</b>	<b>49.162</b>	<b>54.402</b>	<b>51.557</b>	<b>2:35.121 (1)</b>	<b>68.90</b>		<b>15:46:39.759</b>
8 -	<b>49.115</b>	<b>54.265</b>	52.358	2:35.738 (2)	68.62	0.617	15:49:15.497

<b>P19 712 7S</b>	<b>Greg DAW</b>	Mini Se7en S 1293
IDEAL LAP TIME : 2:34.460	BEST LAP TIME : 2:35.946	DIFFERENCE : 1.486

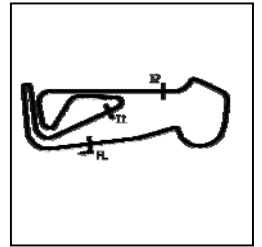
LAP	SECTOR 1	SECTOR 2	SECTOR 3	LAP TIME	MPH	DIFF	TIME OF DAY
1 -		58.833	52.601	3:08.343	56.74	32.397	15:30:39.588
2 -	50.672	55.916	51.787	2:38.375	67.48	2.429	15:33:17.963
3 -	49.712	55.572	51.731	2:37.015	68.07	1.069	15:35:54.978
<b>4 -</b>	<b>50.362</b>	<b>54.904</b>	<b>50.680</b>	<b>2:35.946 (1)</b>	<b>68.53</b>		<b>15:38:30.924</b>
5 -	1:01.353	56.666	54.675	2:52.694	61.89	16.748	15:41:23.618
6 -	51.080	55.311	52.471	2:38.862	67.27	2.916	15:44:02.480
7 -	49.338	55.141	51.813	2:36.292 (2)	68.38	0.346	15:46:38.772
8 -	<b>49.119</b>	<b>54.661</b>	52.948	2:36.728 (3)	68.19	0.782	15:49:15.500

<b>P20 715 7S</b>	<b>Jonnie KENT</b>	Mini Se7en S 1275
IDEAL LAP TIME : 2:35.549	BEST LAP TIME : 2:36.003	DIFFERENCE : 0.454

LAP	SECTOR 1	SECTOR 2	SECTOR 3	LAP TIME	MPH	DIFF	TIME OF DAY
1 -		59.600	55.543	3:13.057	55.36	37.054	15:30:44.302
2 -	50.951	57.386	55.334	2:43.671	65.30	7.668	15:33:27.973
3 -	50.437	56.838	53.963	2:41.238	66.28	5.235	15:36:09.211
4 -	50.074	56.658	52.685	2:39.417	67.04	3.414	15:38:48.628
5 -	49.633	55.864	52.600	2:38.097	67.60	2.094	15:41:26.725
6 -	49.091	55.105	52.555	2:36.751 (3)	68.18	0.748	15:44:03.476
<b>7 -</b>	<b>48.705</b>	<b>55.177</b>	<b>52.121</b>	<b>2:36.003 (1)</b>	<b>68.51</b>		<b>15:46:39.479</b>
8 -	48.789	<b>54.723</b>	52.514	2:36.026 (2)	68.50	0.023	15:49:15.505

# Dunlop Mini Challenge supported by Mini Spares - Se7en

## RACE 14 - SECTOR ANALYSIS



SECTOR 1 = FL to I1, SECTOR 2 = I1 to I2, SECTOR 3 = I2 to FL, DIFF = Difference To Personal Best Lap, P = Crossed Finish Line in Pit Lane, D = Time Disallowed

P21 763 7S		John COCKBURN-EVANS		Mini Se7en S 1293			
IDEAL LAP TIME : 2:36.144		BEST LAP TIME : 2:36.903		DIFFERENCE : 0.759			
LAP	SECTOR 1	SECTOR 2	SECTOR 3	LAP TIME	MPH	DIFF	TIME OF DAY
1 -		58.647	54.189	3:13.912	55.11	37.009	15:30:45.157
2 -	51.157	57.085	54.944	2:43.186	65.49	6.283	15:33:28.343
3 -	50.649	56.291	54.391	2:41.331	66.24	4.428	15:36:09.674
4 -	50.131	55.820	52.483	2:38.434	67.46	1.531	15:38:48.108
5 -	50.638	56.061	52.738	2:39.437	67.03	2.534	15:41:27.545
6 -	49.879	<b>55.211</b>	<b>51.813</b>	<b>2:36.903 (1)</b>	<b>68.11</b>		<b>15:44:04.448</b>
7 -	<b>49.120</b>	56.534	52.319	2:37.973 (2)	67.65	1.070	15:46:42.421
8 -	49.811	55.853	52.418	2:38.082 (3)	67.61	1.179	15:49:20.503

P22 733 7S		James BRYAN		Mini Se7en S 1293			
IDEAL LAP TIME : 2:36.014		BEST LAP TIME : 2:36.561		DIFFERENCE : 0.547			
LAP	SECTOR 1	SECTOR 2	SECTOR 3	LAP TIME	MPH	DIFF	TIME OF DAY
1 -		59.463	55.045	3:15.290	54.72	38.729	15:30:46.535
2 -	51.261	55.954	55.321	2:42.536	65.75	5.975	15:33:29.071
3 -	51.234	56.792	53.636	2:41.662	66.11	5.101	15:36:10.733
4 -	50.647	56.179	53.679	2:40.505	66.59	3.944	15:38:51.238
5 -	49.598	<b>55.591</b>	52.388	2:37.577 (2)	67.82	1.016	15:41:28.815
6 -	48.851	56.552	<b>52.195</b>	2:37.598 (3)	67.81	1.037	15:44:06.413
7 -	<b>48.228</b>	55.759	52.574	<b>2:36.561 (1)</b>	<b>68.26</b>		<b>15:46:42.974</b>
8 -	48.948	57.599	52.609	2:39.156	67.15	2.595	15:49:22.130

P23 796 7S		Mark CHAPPELL		Mini Se7en S 1275			
IDEAL LAP TIME : 2:37.611		BEST LAP TIME : 2:39.600		DIFFERENCE : 1.989			
LAP	SECTOR 1	SECTOR 2	SECTOR 3	LAP TIME	MPH	DIFF	TIME OF DAY
1 -		1:02.155	56.648	3:17.340	54.16	37.740	15:30:48.585
2 -	55.143	57.763	55.050	2:47.956 (3)	63.63	8.356	15:33:36.541
3 -	50.919	56.628	<b>53.698</b>	2:41.245 (2)	66.28	1.645	15:36:17.786
4 -	50.059	55.797	53.744	<b>2:39.600 (1)</b>	<b>66.96</b>		<b>15:38:57.386</b>

Weather / Track : Bright / Dry

Snetterton 300  
 Circuit Length = 2.9689 miles  
 Start: 15:27 Flag 15:47 End: 15:49

# Dunlop Mini Challenge supported by Mini Spares - Se7en

## RACE 14 - BEST SECTORS

SECTOR 1			SECTOR 2			SECTOR 3			IDEAL / BEST COMPARISON						
POS	NO	NAME	TIME	NO	NAME	TIME	NO	NAME	TIME	POS	NO	NAME	IDEAL	BEST	DIFF
													<b>PERFECT LAP</b>	<b>2:25.761</b>	
1	1	SMITH	45.691	1	SMITH	51.924	1	SMITH	48.146	1	1	SMITH	2:25.761	2:25.878	0.117
2	87	O BRIEN	45.742	41	LEWIS	52.041	99	CROYDON-FOWLER	48.215	2	41	LEWIS	2:26.165	2:26.406	0.241
3	41	LEWIS	45.872	77	DEVINY	52.142	41	LEWIS	48.252	3	99	CROYDON-FOWLER	2:26.531	2:26.882	0.351
4	77	DEVINY	46.102	99	CROYDON-FOWLER	52.154	4	ROBERTS	48.461	4	87	O BRIEN	2:26.576	2:26.715	0.139
5	4	ROBERTS	46.105	87	O BRIEN	52.230	77	DEVINY	48.581	5	77	DEVINY	2:26.825	2:27.973	1.148
6	99	CROYDON-FOWLER	46.162	4	ROBERTS	52.499	87	O BRIEN	48.604	6	4	ROBERTS	2:27.065	2:27.229	0.164
7	80	THOMPSON	46.463	2	WANSTALL	52.871	2	WANSTALL	48.709	7	2	WANSTALL	2:28.213	2:28.613	0.400
8	2	WANSTALL	46.633	728	WINKWORTH	52.877	80	THOMPSON	48.798	8	80	THOMPSON	2:28.354	2:28.454	0.100
9	728	WINKWORTH	46.782	80	THOMPSON	53.093	728	WINKWORTH	49.025	9	728	WINKWORTH	2:28.684	2:28.860	0.176
10	758	AYRES	46.928	711	HARRINGTON	53.206	20	THOMAS	49.710	10	6	DAVIS	2:30.286	2:30.806	0.520
11	6	DAVIS	47.083	6	DAVIS	53.282	711	HARRINGTON	49.884	11	20	THOMAS	2:30.436	2:30.825	0.389
12	20	THOMAS	47.170	758	AYRES	53.546	6	DAVIS	49.921	12	711	HARRINGTON	2:30.457	2:30.664	0.207
13	711	HARRINGTON	47.367	20	THOMAS	53.556	784	TAYLOR	50.210	13	758	AYRES	2:30.999	2:31.489	0.490
14	729	JEREMIAH	47.856	76	POLLEY	54.023	758	AYRES	50.525	14	76	POLLEY	2:32.648	2:32.995	0.347
15	76	POLLEY	47.954	784	TAYLOR	54.061	76	POLLEY	50.671	15	784	TAYLOR	2:32.820	2:33.453	0.633
16	733	BRYAN	48.228	742	BUTLER	54.265	712	DAW	50.680	16	729	JEREMIAH	2:33.579	2:33.945	0.366
17	8	PROCTOR	48.248	729	JEREMIAH	54.279	729	JEREMIAH	51.444	17	712	DAW	2:34.460	2:35.946	1.486
18	784	TAYLOR	48.549	712	DAW	54.661	8	PROCTOR	51.493	18	8	PROCTOR	2:34.691	2:34.953	0.262
19	715	KENT	48.705	715	KENT	54.723	742	BUTLER	51.557	19	742	BUTLER	2:34.937	2:35.121	0.184
20	742	BUTLER	49.115	796	CHAPPELL	54.773	763	COCKBURN-EVANS	51.813	20	715	KENT	2:35.549	2:36.003	0.454
21	712	DAW	49.119	8	PROCTOR	54.950	715	KENT	52.121	21	733	BRYAN	2:36.014	2:36.561	0.547
22	763	COCKBURN-EVANS	49.120	763	COCKBURN-EVANS	55.211	733	BRYAN	52.195	22	763	COCKBURN-EVANS	2:36.144	2:36.903	0.759
23	796	CHAPPELL	49.140	733	BRYAN	55.591	796	CHAPPELL	53.698	23	796	CHAPPELL	2:37.611	2:39.600	1.989
24															
25															
26															

Weather / Track : Bright / Dry

Results can be found at [www.tsl-timing.com](http://www.tsl-timing.com)

Snetterton 300

Circuit Length = 2.9689 miles

Start: 15:27 Flag 15:47 End: 15:49

Printed - 15:52 Sunday, 09 May 2021

# Dunlop Mini Challenge supported by Mini Spares - Se7en

## RACE 14 - STATISTICS

**Competitors Started** 23  
**Planned Start** 2021-05-09 @ 15:10:00.000  
**Actual Start** 2021-05-09 @ 15:27:31.244  
**Finish Time** 2021-05-09 @ 15:47:29.067  
**Track Length** 2.9689mi.  
**Total Laps** 180  
**Total Distance Covered** 534.4040mi.

### Session Fastest Lap History

NO	CL	NAME	LAP TIME	TIME OF DAY	LAP	VEHICLE
2	7	Spencer WANSTALL	2:43.081	15:30:14.327	1	Mini Se7en 998
2	7	Spencer WANSTALL	2:32.593	15:32:46.920	2	Mini Se7en 998
1	7	Jeff SMITH	2:31.610	15:32:47.041	2	Mini Se7en 998
1	7	Jeff SMITH	2:30.071	15:35:17.178	3	Mini Se7en 998
99	7	Nicholas CROYDON-FOWLER	2:29.995	15:35:20.478	3	Mini Se7en 998
1	7	Jeff SMITH	2:27.527	15:37:44.705	4	Mini Se7en 998
1	7	Jeff SMITH	2:26.560	15:40:11.266	5	Mini Se7en 998
1	7	Jeff SMITH	2:26.384	15:42:37.649	6	Mini Se7en 998
1	7	Jeff SMITH	2:25.878	15:45:03.527	7	Mini Se7en 998

### Session Leader History

NO	CL	NAME	FROM LAP	LAPS LED	DISTANCE	VEHICLE
2	7	Spencer WANSTALL	1	2	5.93 miles	Mini Se7en 998
1	7	Jeff SMITH	3	6	17.81 miles	Mini Se7en 998

### Flag History

TYPE	TIME OF DAY
GREEN	15:27:31.244
FINISH	15:47:29.067

### Flag Statistics

TYPE	COUNT	TOTAL LAPS	TOTAL TIME
Green	1	8	22:25.758
Red	0	0	0.000
Safety Car	0	0	0.000
FCY	0	0	0.000

# Dunlop Mini Challenge supported by Mini Spares - Se7en

## RACE 14 - STATISTICS

CLASS : 7

12 Starters

### Fastest Lap History

NO	NAME	LAP TIME	TIME OF DAY	LAP	VEHICLE
2	Spencer WANSTALL	2:43.081	15:30:14.327	1	Mini Se7en 998
2	Spencer WANSTALL	2:32.593	15:32:46.920	2	Mini Se7en 998
1	Jeff SMITH	2:31.610	15:32:47.041	2	Mini Se7en 998
1	Jeff SMITH	2:30.071	15:35:17.178	3	Mini Se7en 998
99	Nicholas CROYDON-FOWLER	2:29.995	15:35:20.478	3	Mini Se7en 998
1	Jeff SMITH	2:27.527	15:37:44.705	4	Mini Se7en 998
1	Jeff SMITH	2:26.560	15:40:11.266	5	Mini Se7en 998
1	Jeff SMITH	2:26.384	15:42:37.649	6	Mini Se7en 998
1	Jeff SMITH	2:25.878	15:45:03.527	7	Mini Se7en 998

### Leader History

NO	NAME	FROM LAP	LAPS LED	DISTANCE	VEHICLE
2	Spencer WANSTALL	1	2	5.93 miles	Mini Se7en 998
1	Jeff SMITH	3	6	17.81 miles	Mini Se7en 998

Weather / Track : Bright / Dry

Results can be found at [www.tsl-timing.com](http://www.tsl-timing.com)

Page 2 of 3

Snetterton 300  
Circuit Length = 2.9689 miles  
Start: 15:27 Flag 15:47 End: 15:49

Printed - 15:53 Sunday, 09 May 2021



# Dunlop Mini Challenge supported by Mini Spares - Se7en

## RACE 14 - STATISTICS

CLASS : 7S

11 Starters

### Fastest Lap History

NO	NAME	LAP TIME	TIME OF DAY	LAP	VEHICLE
728	Michael WINKWORTH	<b>3:06.385</b>	15:30:37.633	1	Mini Se7en S 1275
728	Michael WINKWORTH	<b>2:37.340</b>	15:33:14.973	2	Mini Se7en S 1275
711	Damien HARRINGTON	<b>2:36.912</b>	15:33:15.544	2	Mini Se7en S 1300
728	Michael WINKWORTH	<b>2:33.603</b>	15:35:48.576	3	Mini Se7en S 1275
711	Damien HARRINGTON	<b>2:33.430</b>	15:35:48.972	3	Mini Se7en S 1300
728	Michael WINKWORTH	<b>2:30.695</b>	15:38:19.272	4	Mini Se7en S 1275
711	Damien HARRINGTON	<b>2:30.664</b>	15:40:51.983	5	Mini Se7en S 1300
728	Michael WINKWORTH	<b>2:30.206</b>	15:43:21.649	6	Mini Se7en S 1275
728	Michael WINKWORTH	<b>2:28.860</b>	15:45:50.508	7	Mini Se7en S 1275

### Leader History

NO	NAME	FROM LAP	LAPS LED	DISTANCE	VEHICLE
728	Michael WINKWORTH	1	8	23.75 miles	Mini Se7en S 1275

Weather / Track : Bright / Dry

Results can be found at [www.tsl-timing.com](http://www.tsl-timing.com)

Page 3 of 3

Snetterton 300  
Circuit Length = 2.9689 miles  
Start: 15:27 Flag 15:47 End: 15:49

Printed - 15:53 Sunday, 09 May 2021