



**DUNLOP NATIONAL MINI
CHALLENGE SUPPORTED BY MINI
SPARES – SE7EN**

Thruxton Circuit

24th / 25th October 2020



Results Provided by Timing Solutions Ltd
www.tsl-timing.com

Mini Se7en Championship

QUALIFYING - CLASSIFICATION

POS	NO	CL	PIC NAME	ENTRY	TIME	ON	LAPS	GAP	DIFF	MPH
1	73	7	1 Spencer WANSTALL	Mini Se7en 998	1:40.669	8	8			84.25
2	2	7	2 Joe THOMPSON	Mini Se7en 998	1:41.440	8	9	0.771	0.771	83.61
3	01	7	3 Jeff SMITH	Mini Se7en 998	1:41.755	11	11	1.086	0.315	83.35
4	6	7	4 Graeme DAVIS	Mini Se7en 998	1:42.991	12	12	2.322	1.236	82.35
5	736	7S	1 Thorburn ASTIN	Mini Se7en S 1275	1:43.272	8	10	2.603	0.281	82.12
6	787	7S	2 Connor O BRIEN	Mini Se7en S 1275	1:43.548	9	11	2.879	0.276	81.90
7	7	7	5 Leon Oli WINDOW	Mini Se7en 998	1:43.672	9	10	3.003	0.124	81.81
8	33	7	6 Adam GOULD	Mini Se7en 998	1:43.701	6	8	3.032	0.029	81.78
9	5*	7	7 Lee ROBERTS	Mini Se7en 998	1:43.737	8	11	3.068	0.036	81.76
10	76*	7	8 Jo POLLEY	Mini Se7en 998	1:43.859	9	12	3.190	0.122	81.66
11	77	7	9 Andrew DEVINY	Mini Se7en 998	1:43.867	7	9	3.198	0.008	81.65
12	711	7S	3 Damien HARRINGTON	Mini Se7en S 1275	1:43.936	9	11	3.267	0.069	81.60
13	712	7S	4 Greg DAW	Mini Se7en S 1275	1:44.711	10	10	4.042	0.775	81.00
14	758	7S	5 Matthew AYRES	Mini Se7en S 1275	1:44.865	4	7	4.196	0.154	80.88
15	31	7	10 Jordan SIMS	Mini Se7en 998	1:45.035	7	11	4.366	0.170	80.75
16	10	7	11 Julian PROCTOR	Mini Se7en 998	1:45.314	11	11	4.645	0.279	80.53
17	784	7S	6 Ryan TAYLOR	Mini Se7en S 1275	1:46.184	8	11	5.515	0.870	79.87
18	720	7S	7 Ben CUTLER	Mini Se7en S 1275	1:46.503	10	11	5.834	0.319	79.63
19	721	7S	8 Arnold DUNCAN	Mini Se7en S 1275	1:46.507	7	9	5.838	0.004	79.63
20	57	7	12 Philip GILLIBRAND	Mini Se7en 998	1:46.917	8	10	6.248	0.410	79.32
21	796	7S	9 Mark CHAPPELL	Mini Se7en S 1275	1:48.056	6	10	7.387	1.139	78.49
22	729	7S	10 Darren JEREMIAH	Mini Se7en S 1275	1:53.584	6	6	12.915	5.528	74.67

No. 76 - 1 Lap time disallowed; exceeding track limits.

No. 5 - 2 Lap times disallowed; exceeding track limits.

Weather / Track : Showers / Damp

These results are provisional until the conclusion of any judicial and technical matters.

Thruxton

Circuit Length = 2.3560 miles

Start: 09:30 Flag 09:50 End: 09:53

Clerk Of Course :	Steward :	Timekeeper :
-------------------	-----------	--------------

Mini Se7en Championship

QUALIFYING - LAP ANALYSIS

DIFF = Difference To Personal Best Lap

P1 73 Spencer WANSTALL				
LAP	LAP TIME	DIFF	MPH	TIME OF DAY
1 -				09:32:36.321
2 -	1:43.168	2.499	82.21	09:34:19.489
3 -	1:44.079	3.410	81.49	09:36:03.568
4 -	1:42.739 (3)	2.070	82.55	09:37:46.307
5 -	1:42.105 (2)	1.436	83.06	09:39:28.412
6 -	2:07.288 P	26.619	66.63	09:41:35.700
7 -	7:37.162	5:56.493	18.55	09:49:12.862
8 -	1:40.669 (1)		84.25	09:50:53.531

P2 2 Joe THOMPSON				
LAP	LAP TIME	DIFF	MPH	TIME OF DAY
1 -				09:32:12.589
2 -	1:56.518	15.078	72.79	09:34:09.107
3 -	1:48.210	6.770	78.38	09:35:57.317
4 -	1:43.948	2.508	81.59	09:37:41.265
5 -	1:43.093 (3)	1.653	82.27	09:39:24.358
6 -	1:49.669	8.229	77.33	09:41:14.027
7 -	1:50.854	9.414	76.51	09:43:04.881
8 -	1:41.440 (1)		83.61	09:44:46.321
9 -	1:42.025 (2)	0.585	83.13	09:46:28.346

P3 01 Jeff SMITH				
LAP	LAP TIME	DIFF	MPH	TIME OF DAY
1 -				09:32:05.484
2 -	1:43.797	2.042	81.71	09:33:49.281
3 -	1:55.960	14.205	73.14	09:35:45.241
4 -	1:55.843	14.088	73.21	09:37:41.084
5 -	1:47.554	5.799	78.85	09:39:28.638
6 -	2:10.371	28.616	65.05	09:41:39.009
7 -	1:42.504 (3)	0.749	82.74	09:43:21.513
8 -	1:47.427	5.672	78.95	09:45:08.940
9 -	1:41.982 (2)	0.227	83.16	09:46:50.922
10 -	2:00.871	19.116	70.17	09:48:51.793
11 -	1:41.755 (1)		83.35	09:50:33.548

P4 6 Graeme DAVIS				
LAP	LAP TIME	DIFF	MPH	TIME OF DAY
1 -				09:32:12.760
2 -	1:59.444	16.453	71.00	09:34:12.204
3 -	1:46.483	3.492	79.65	09:35:58.687
4 -	1:46.401	3.410	79.71	09:37:45.088
5 -	1:44.503	1.512	81.16	09:39:29.591
6 -	1:45.753	2.762	80.20	09:41:15.344
7 -	1:45.719	2.728	80.22	09:43:01.063
8 -	1:44.408	1.417	81.23	09:44:45.471
9 -	1:43.441 (2)	0.450	81.99	09:46:28.912
10 -	1:43.716 (3)	0.725	81.77	09:48:12.628
11 -	1:43.788	0.797	81.72	09:49:56.416
12 -	1:42.991 (1)		82.35	09:51:39.407

P5 736 Thorburn ASTIN				
LAP	LAP TIME	DIFF	MPH	TIME OF DAY
1 -				09:32:10.567
2 -	1:53.637	10.365	74.63	09:34:04.204
3 -	1:47.956	4.684	78.56	09:35:52.160
4 -	1:46.830	3.558	79.39	09:37:38.990
5 -	1:48.138	4.866	78.43	09:39:27.128
6 -	1:45.204	1.932	80.62	09:41:12.332

DIFF = Difference To Personal Best Lap

7 -	1:43.312 (2)	0.040	82.09	09:42:55.644
8 -	1:43.272 (1)		82.12	09:44:38.916
9 -	1:45.074 (3)	1.802	80.72	09:46:23.990
10 -	1:48.466 P	5.194	78.19	09:48:12.456

P6 787 Connor O BRIEN				
LAP	LAP TIME	DIFF	MPH	TIME OF DAY
1 -				09:32:10.144
2 -	1:47.654	4.106	78.78	09:33:57.798
3 -	1:47.298	3.750	79.04	09:35:45.096
4 -	1:57.174	13.626	72.38	09:37:42.270
5 -	1:44.369	0.821	81.26	09:39:26.639
6 -	2:11.960	28.412	64.27	09:41:38.599
7 -	1:43.633 (2)	0.085	81.84	09:43:22.232
8 -	1:45.921	2.373	80.07	09:45:08.153
9 -	1:43.548 (1)		81.90	09:46:51.701
10 -	2:01.266	17.718	69.94	09:48:52.967
11 -	1:43.684 (3)	0.136	81.80	09:50:36.651

P7 7 Leon Oli WINDOW				
LAP	LAP TIME	DIFF	MPH	TIME OF DAY
1 -				09:32:39.468
2 -	1:48.914	5.242	77.87	09:34:28.382
3 -	2:08.901	25.229	65.79	09:36:37.283
4 -	1:47.520	3.848	78.88	09:38:24.803
5 -	1:45.589 (3)	1.917	80.32	09:40:10.392
6 -	1:44.475 (2)	0.803	81.18	09:41:54.867
7 -	1:50.572 P	6.900	76.70	09:43:45.439
8 -	4:03.044	2:19.372	34.89	09:47:48.483
9 -	1:43.672 (1)		81.81	09:49:32.155
10 -	1:46.620 P	2.948	79.54	09:51:18.775

P8 33 Adam GOULD				
LAP	LAP TIME	DIFF	MPH	TIME OF DAY
1 -				09:32:14.794
2 -	1:55.787	12.086	73.25	09:34:10.581
3 -	1:45.937	2.236	80.06	09:35:56.518
4 -	1:44.998 (3)	1.297	80.77	09:37:41.516
5 -	1:43.971 (2)	0.270	81.57	09:39:25.487
6 -	1:43.701 (1)		81.78	09:41:09.188
7 -	1:46.619	2.918	79.55	09:42:55.807
8 -	1:54.309 P	10.608	74.19	09:44:50.116

P9 5 Lee ROBERTS				
LAP	LAP TIME	DIFF	MPH	TIME OF DAY
1 -				09:32:34.584
2 -	4:47.752 D	4.015	78.71	09:34:22.336
3 -	1:46.142 (3)	2.405	79.90	09:36:08.478
4 -	1:45.069 (2)	1.332	80.72	09:37:53.547
5 -	1:52.666	8.929	75.28	09:39:46.213
6 -	1:57.763	14.026	72.02	09:41:43.976
7 -	1:46.858	3.121	79.37	09:43:30.834
8 -	1:43.737 (1)		81.76	09:45:14.571
9 -	1:43.417 D		82.01	09:46:57.988
10 -	1:47.434	3.697	78.94	09:48:45.422
11 -	1:53.598	9.861	74.66	09:50:39.020

P10 76 Jo POLLEY				
LAP	LAP TIME	DIFF	MPH	TIME OF DAY
1 -				09:32:09.578

Weather / Track : Showers / Damp

Thruxton

Circuit Length = 2.3560 miles

Start: 09:30 Flag 09:50 End: 09:53

Mini Se7en Championship

QUALIFYING - LAP ANALYSIS

DIFF = Difference To Personal Best Lap

2 -	1:47.970	D	4.111	78.55	09:33:57.548
3 -	1:49.448		5.589	77.49	09:35:46.996
4 -	1:49.813		5.954	77.23	09:37:36.809
5 -	1:47.390		3.531	78.97	09:39:24.199
6 -	1:45.978		2.119	80.03	09:41:10.177
7 -	1:46.556		2.697	79.59	09:42:56.733
8 -	1:46.038		2.179	79.98	09:44:42.771
9 -	1:43.859	(1)		81.66	09:46:26.630
10 -	1:44.645		0.786	81.05	09:48:11.275
11 -	1:44.641	(3)	0.782	81.05	09:49:55.916
12 -	1:44.576	(2)	0.717	81.10	09:51:40.492

P11 77 Andrew DEVINY

LAP	LAP TIME	DIFF	MPH	TIME OF DAY
1 -				09:32:16.590
2 -	1:57.854	13.987	71.96	09:34:14.444
3 -	1:55.937	12.070	73.15	09:36:10.381
4 -	1:53.298	P 9.431	74.86	09:38:03.679
5 -	4:51.457	3:07.590	29.10	09:42:55.136
6 -	1:43.963	(3) 0.096	81.58	09:44:39.099
7 -	1:43.867	(1)	81.65	09:46:22.966
8 -	2:02.793	18.926	69.07	09:48:25.759
9 -	1:43.926	(2) 0.059	81.61	09:50:09.685

P12 711 Damien HARRINGTON

LAP	LAP TIME	DIFF	MPH	TIME OF DAY
1 -				09:32:09.892
2 -	1:55.131	11.195	73.66	09:34:05.023
3 -	1:47.712	3.776	78.74	09:35:52.735
4 -	1:46.208	2.272	79.85	09:37:38.943
5 -	1:46.220	2.284	79.84	09:39:25.163
6 -	1:46.907	2.971	79.33	09:41:12.070
7 -	1:50.383	6.447	76.83	09:43:02.453
8 -	1:44.943	(2) 1.007	80.82	09:44:47.396
9 -	1:43.936	(1)	81.60	09:46:31.332
10 -	1:55.561	11.625	73.39	09:48:26.893
11 -	1:44.978	(3) 1.042	80.79	09:50:11.871

P13 712 Greg DAW

LAP	LAP TIME	DIFF	MPH	TIME OF DAY
1 -				09:32:08.657
2 -	1:53.004	8.293	75.05	09:34:01.661
3 -	1:49.599	4.888	77.38	09:35:51.260
4 -	1:48.091	3.380	78.46	09:37:39.351
5 -	1:47.540	2.829	78.86	09:39:26.891
6 -	1:45.281	(2) 0.570	80.56	09:41:12.172
7 -	1:47.320	(3) 2.609	79.03	09:42:59.492
8 -	2:22.407	P 37.696	59.55	09:45:21.899
9 -	4:06.028	2:21.317	34.47	09:49:27.927
10 -	1:44.711	(1)	81.00	09:51:12.638

P14 758 Matthew AYRES

LAP	LAP TIME	DIFF	MPH	TIME OF DAY
1 -				09:32:13.134
2 -	1:51.034	6.169	76.38	09:34:04.168
3 -	1:48.872	(3) 4.007	77.90	09:35:53.040
4 -	1:44.865	(1)	80.88	09:37:37.905
5 -	1:45.108	(2) 0.243	80.69	09:39:23.013
6 -	1:48.919	4.054	77.87	09:41:11.932
7 -	2:15.615	P 30.750	62.54	09:43:27.547

DIFF = Difference To Personal Best Lap

P15 31 Jordan SIMS				
LAP	LAP TIME	DIFF	MPH	TIME OF DAY
1 -				09:32:52.429
2 -	1:56.532	11.497	72.78	09:34:48.961
3 -	1:53.757	8.722	74.55	09:36:42.718
4 -	1:49.057	4.022	77.77	09:38:31.775
5 -	1:47.419	2.384	78.95	09:40:19.194
6 -	1:46.271	1.236	79.81	09:42:05.465
7 -	1:45.035	(1)	80.75	09:43:50.500
8 -	1:45.495	(2) 0.460	80.39	09:45:35.995
9 -	1:47.345	2.310	79.01	09:47:23.340
10 -	1:46.953	1.918	79.30	09:49:10.293
11 -	1:45.821	(3) 0.786	80.15	09:50:56.114

P16 10 Julian PROCTOR

LAP	LAP TIME	DIFF	MPH	TIME OF DAY
1 -				09:32:51.599
2 -	1:56.769	11.455	72.63	09:34:48.368
3 -	1:51.060	5.746	76.36	09:36:39.428
4 -	1:48.759	3.445	77.98	09:38:28.187
5 -	1:47.391	2.077	78.97	09:40:15.578
6 -	1:46.407	(2) 1.093	79.70	09:42:01.985
7 -	1:46.521	(3) 1.207	79.62	09:43:48.506
8 -	1:46.791	1.477	79.42	09:45:35.297
9 -	1:47.637	2.323	78.79	09:47:22.934
10 -	1:47.091	1.777	79.20	09:49:10.025
11 -	1:45.314	(1)	80.53	09:50:55.339

P17 784 Ryan TAYLOR

LAP	LAP TIME	DIFF	MPH	TIME OF DAY
1 -				09:32:48.346
2 -	1:58.661	12.477	71.47	09:34:47.007
3 -	1:54.806	8.622	73.87	09:36:41.813
4 -	1:48.772	2.588	77.97	09:38:30.585
5 -	1:47.872	1.688	78.62	09:40:18.457
6 -	1:48.020	1.836	78.51	09:42:06.477
7 -	1:46.516	(2) 0.332	79.62	09:43:52.993
8 -	1:46.184	(1)	79.87	09:45:39.177
9 -	1:47.668	1.484	78.77	09:47:26.845
10 -	1:47.760	1.576	78.70	09:49:14.605
11 -	1:47.415	(3) 1.231	78.96	09:51:02.020

P18 720 Ben CUTLER

LAP	LAP TIME	DIFF	MPH	TIME OF DAY
1 -				09:32:54.619
2 -	1:56.311	9.808	72.92	09:34:50.930
3 -	1:52.162	5.659	75.61	09:36:43.092
4 -	1:50.662	4.159	76.64	09:38:33.754
5 -	1:48.953	2.450	77.84	09:40:22.707
6 -	1:48.251	1.748	78.35	09:42:10.958
7 -	1:47.736	(3) 1.233	78.72	09:43:58.694
8 -	1:48.407	1.904	78.23	09:45:47.101
9 -	1:46.637	(2) 0.134	79.53	09:47:33.738
10 -	1:46.503	(1)	79.63	09:49:20.241
11 -	2:00.610	P 14.107	70.32	09:51:20.851

P19 721 Arnold DUNCAN

LAP	LAP TIME	DIFF	MPH	TIME OF DAY
1 -				09:32:34.791
2 -	1:58.367	P 11.860	71.65	09:34:33.158

Thruxton

Circuit Length = 2.3560 miles

Start: 09:30 Flag 09:50 End: 09:53

Weather / Track : Showers / Damp

Mini Se7en Championship

QUALIFYING - LAP ANALYSIS

DIFF = Difference To Personal Best Lap

3 -	3:29.890	1:43.383	40.40	09:38:03.048
4 -	1:51.112	4.605	76.33	09:39:54.160
5 -	1:50.115 (3)	3.608	77.02	09:41:44.275
6 -	1:48.698 (2)	2.191	78.02	09:43:32.973
7 -	1:46.507 (1)		79.63	09:45:19.480
8 -	1:45.267 P		80.57	09:47:04.747
9 -	3:59.177	2:12.670	35.46	09:51:03.924

P20 57 Philip GILLIBRAND

LAP	LAP TIME	DIFF	MPH	TIME OF DAY
1 -				09:32:53.066
2 -	1:56.412	9.495	72.85	09:34:49.478
3 -	1:50.457	3.540	76.78	09:36:39.935
4 -	1:48.815	1.898	77.94	09:38:28.750
5 -	1:47.424 (3)	0.507	78.95	09:40:16.174
6 -	1:47.258 (2)	0.341	79.07	09:42:03.432
7 -	1:47.943	1.026	78.57	09:43:51.375
8 -	1:46.917 (1)		79.32	09:45:38.292
9 -	1:47.747	0.830	78.71	09:47:26.039
10 -	1:49.417	2.500	77.51	09:49:15.456

P21 796 Mark CHAPPELL

LAP	LAP TIME	DIFF	MPH	TIME OF DAY
1 -				09:32:56.740
2 -	1:57.824	9.768	71.98	09:34:54.564
3 -	1:53.674	5.618	74.61	09:36:48.238
4 -	1:50.212 (3)	2.156	76.95	09:38:38.450
5 -	1:48.921 (2)	0.865	77.86	09:40:27.371
6 -	1:48.056 (1)		78.49	09:42:15.427
7 -	1:58.498 P	10.442	71.57	09:44:13.925
8 -	3:01.134	1:13.078	46.82	09:47:15.059
9 -	1:50.570	2.514	76.70	09:49:05.629
10 -	1:52.489	4.433	75.39	09:50:58.118

P22 729 Darren JEREMIAH

LAP	LAP TIME	DIFF	MPH	TIME OF DAY
1 -				09:32:49.514
2 -	2:05.740	12.156	67.45	09:34:55.254
3 -	2:01.447 (2)	7.863	69.83	09:36:56.701
4 -	2:38.796	45.212	53.41	09:39:35.497
5 -	2:05.193 (3)	11.609	67.74	09:41:40.690
6 -	1:53.584 (1)		74.67	09:43:34.274

Mini Se7en Championship

QUALIFYING - STATISTICS

Competitors Started 22
Planned Start 2020-10-24 @ 09:30:00.000
Actual Start 2020-10-24 @ 09:30:03.235
Finish Time 2020-10-24 @ 09:50:04.549
Track Length 2.3560mi.
Total Laps 218
Total Distance Covered 513.6087mi.

Session Fastest Lap History

NO	CL	NAME	LAP TIME	TIME OF DAY	LAP	VEHICLE
01	7	Jeff SMITH	1:43.797	09:33:49.306	2	Mini Se7en 998
73	7	Spencer WANSTALL	1:43.168	09:34:19.518	2	Mini Se7en 998
73	7	Spencer WANSTALL	1:42.739	09:37:46.339	4	Mini Se7en 998
73	7	Spencer WANSTALL	1:42.105	09:39:28.443	5	Mini Se7en 998
2	7	Joe THOMPSON	1:41.440	09:44:46.344	8	Mini Se7en 998
73	7	Spencer WANSTALL	1:40.669	09:50:53.562	8	Mini Se7en 998

Flag History

TYPE	TIME OF DAY
GREEN	09:30:03.235
FINISH	09:50:04.549

Flag Statistics

TYPE	COUNT	TOTAL LAPS	TOTAL TIME
Green	1	12	23:01.569
Red	0	0	0.000
Safety Car	0	0	0.000
FCY	0	0	0.000

Mini Se7en Championship

QUALIFYING - STATISTICS

CLASS : 7

12 Starters

Fastest Lap History

NO	NAME	LAP TIME	TIME OF DAY	LAP	VEHICLE
01	Jeff SMITH	1:43.797	09:33:49.306	2	Mini Se7en 998
73	Spencer WANSTALL	1:43.168	09:34:19.518	2	Mini Se7en 998
73	Spencer WANSTALL	1:42.739	09:37:46.339	4	Mini Se7en 998
73	Spencer WANSTALL	1:42.105	09:39:28.443	5	Mini Se7en 998
2	Joe THOMPSON	1:41.440	09:44:46.344	8	Mini Se7en 998
73	Spencer WANSTALL	1:40.669	09:50:53.562	8	Mini Se7en 998

Mini Se7en Championship

QUALIFYING - STATISTICS

CLASS : 7 S

10 Starters

Fastest Lap History

NO	NAME	LAP TIME	TIME OF DAY	LAP	VEHICLE
787	Connor O BRIEN	1:47.654	09:33:57.824	2	Mini Se7en S 1275
787	Connor O BRIEN	1:47.298	09:35:45.122	3	Mini Se7en S 1275
758	Matthew AYRES	1:44.865	09:37:37.940	4	Mini Se7en S 1275
787	Connor O BRIEN	1:44.369	09:39:26.666	5	Mini Se7en S 1275
736	Thorburn ASTIN	1:43.312	09:42:55.678	7	Mini Se7en S 1275
736	Thorburn ASTIN	1:43.272	09:44:38.950	8	Mini Se7en S 1275

Weather / Track : Showers / Damp

Results can be found at www.tsl-timing.com


Page 3 of 3

Thruxton
Circuit Length = 2.3560 miles
Start: 09:30 Flag 09:50 End: 09:53

Printed - 09:55 Saturday, 24 October 2020

Mini Se7en Championship

RACE 4 - GRID (20 minutes)

ROW 12	23	1:48.056 796 Mark CHAPPELL	24	1:53.584 729 Darren JEREMIAH
ROW 11	21	1:46.503 720 Ben CUTLER	22	1:46.507 721 Arnold DUNCAN
ROW 10	19	1:44.865 758 Matthew AYRES	20	1:46.184 784 Ryan TAYLOR
ROW 9	17	1:43.936 711 Damien HARRINGTON	18	1:44.711 712 Greg DAW
ROW 8	15	1:43.272 736 Thorburn ASTIN	16	1:43.548 787 Connor O BRIEN
ROW 7	10 SECOND DELAY			
ROW 6	11	1:45.314 10 Julian PROCTOR	12	1:46.917 57 Philip GILLIBRAND
ROW 5	9	1:43.867 77 Andrew DEVINY	10	1:45.035 31 Jordan SIMS
ROW 4	7	1:43.737 5 Lee ROBERTS	8	1:43.859 76 Jo POLLEY
ROW 3	5	1:43.672 7 Leon Oli WINDOW	6	1:43.701 33 Adam GOULD
ROW 2	3	1:41.755 01 Jeff SMITH	4	1:42.991 6 Graeme DAVIS
ROW 1	1	1:40.669 73 Spencer WANSTALL	2	1:41.440 2 Joe THOMPSON
Pole				
				


Thruxton
Circuit Length = 2.3560 miles

These results are provisional until the conclusion of any judicial and technical matters.

Clerk Of Course :	Steward :	Timekeeper :

Mini Se7en / Miglia Championships

RACE 1 - GRID (20 minutes)

ROW 20	39	729 Darren JEREMIAH	40	796 Mark CHAPPELL
ROW 19	37	736 Thorburn ASTIN	38	720 Ben CUTLER
ROW 18	35	758 Matthew AYRES	36	712 Greg DAW
ROW 17	33	711 Damien HARRINGTON	34	787 Connor O BRIEN
ROW 16	10 SECOND DELAY			
ROW 15	29	5 Lee ROBERTS	30	57 Philip GILLIBRAND
ROW 14	27	31 Jordan SIMS	28	76 Jo POLLEY
ROW 13	25	6 Graeme DAVIS	26	10 Julian PROCTOR
ROW 12	23	77 Andrew DEVINY	24	7 Leon Oli WINDOW
ROW 11	21	73 Spencer WANSTALL	22	01 Jeff SMITH
ROW 10				
ROW 9	17	177 Peter CREWES		
ROW 8	15	219 Richard COLBURN	16	113 Phil HARVEY
ROW 7	13	500 Rob DAVIS	14	171 Dan LEWIS
ROW 6				
ROW 5	9	19 James COLBURN		
ROW 4	7	85 Sam SUMMERHAYES	8	82 Darren MASON
ROW 3	5	37 James CUTHBERTSON	6	0 Colin PEACOCK
ROW 2	3	21 Aaron SMITH	4	78 Scott KENDALL
ROW 1	1	23 Rupert DEETH	2	11 Kane ASTIN
Pole				
				

Thruxton
Circuit Length = 2.3560 miles

These results are provisional until the conclusion of any judicial and technical matters.

Clerk Of Course :	Steward :	Timekeeper :

Mini Se7en / Miglia Championships

RACE 1 - CLASSIFICATION

POS	NO	CL	PIC NAME	ENTRY	LAPS	TIME	GAP	DIFF	MPH	BEST	ON
1	85	Mig	1 Sam SUMMERHAYES	Mini Miglia 1293	13	21:07.885			86.96	1:35.751	4
2	11	Mig	2 Kane ASTIN	Mini Miglia 1293	13	21:08.273	0.388	0.388	86.93	1:35.727	4
3	21	Mig	3 Aaron SMITH	Mini Miglia 1293	13	21:08.437	0.552	0.164	86.92	1:35.541	3
4	0	Mig	4 Colin PEACOCK	Mini Miglia 1293	13	21:29.842	21.957	21.405	85.48	1:37.589	3
5	500	Lib	1 Rob DAVIS	Mini Libre 1380	13	21:34.887	27.002	5.045	85.15	1:36.144	3
6	37	Mig	5 James CUTHBERTSON	Mini Miglia 1293	13	21:50.865	42.980	15.978	84.11	1:38.145	3
7	23	Mig	6 Rupert DEETH	Mini Miglia 1293	13	22:13.389	1:05.504	22.524	82.69	1:38.965	2
8	171	Lib	2 Dan LEWIS	Mini Libre 1293	13	22:24.307	1:16.422	10.918	82.02	1:38.700	3
9	219	Lib	3 Richard COLBURN	Austin Mini 1293	13	22:25.760	1:17.875	1.453	81.93	1:41.342	2
10	78	Mig	7 Scott KENDALL	Mini Miglia 1293	13	22:48.116	1:40.231	22.356	80.59	1:40.423	2
11	77	7	1 Andrew DEVINY	Mini Se7en 998	12	21:31.589	1 Lap	1 Lap	78.80	1:45.736	3
12	01	7	2 Jeff SMITH	Mini Se7en 998	12	21:42.519	1 Lap	10.930	78.14	1:46.135	4
13	7	7	3 Leon Oli WINDOW	Mini Se7en 998	12	21:43.143	1 Lap	0.624	78.10	1:46.229	5
14	5	7	4 Lee ROBERTS	Mini Se7en 998	12	21:44.783	1 Lap	1.640	78.00	1:44.819	2
15	10	7	5 Julian PROCTOR	Mini Se7en 998	12	22:02.543	1 Lap	17.760	76.95	1:47.963	2
16	76	7	6 Jo POLLEY	Mini Se7en 998	12	22:10.875	1 Lap	8.332	76.47	1:48.039	5
17	31	7	7 Jordan SIMS	Mini Se7en 998	12	22:19.206	1 Lap	8.331	75.99	1:47.091	3
18	787	7S	1 Connor O BRIEN	Mini Se7en S 1275	12	22:30.786	1 Lap	11.580	75.34	1:48.927	3
19	736	7S	2 Thorburn ASTIN	Mini Se7en S 1275	12	22:34.204	1 Lap	3.418	75.15	1:49.176	2
20	711	7S	3 Damien HARRINGTON	Mini Se7en S 1275	12	22:35.847	1 Lap	1.643	75.06	1:49.340	3
21	758	7S	4 Matthew AYRES	Mini Se7en S 1275	12	22:36.468	1 Lap	0.621	75.03	1:49.614	3
22	712	7S	5 Greg DAW	Mini Se7en S 1275	12	22:53.994	1 Lap	17.526	74.07	1:49.705	3
23	720	7S	6 Ben CUTLER	Mini Se7en S 1275	12	22:58.375	1 Lap	4.381	73.84	1:50.858	3
24	796	7S	7 Mark CHAPPELL	Mini Se7en S 1275	11	21:41.118	2 Laps	1 Lap	71.70	1:51.895	2
25	729	7S	8 Darren JEREMIAH	Mini Se7en S 1275	11	22:50.288	2 Laps	1:09.170	68.08	1:58.282	8
26	6	7	8 Graeme DAVIS	Mini Se7en 998	10	22:34.739	3 Laps	1 Lap	62.60	1:49.109	4

NOT CLASSIFIED

DNF	19	Mig	James COLBURN	Mini Miglia 1293	10	16:28.827	3 Laps		85.77	1:36.245	3
DNF	82	Mig	Darren MASON	Mini Miglia 1293	8	13:36.746	5 Laps	2 Laps	83.07	1:39.428	4
DNF	57	7	Philip GILLIBRAND	Mini Se7en 998	8	15:07.154	5 Laps	1:30.408	74.79	1:50.600	2
DNF	73*	7	Spencer WANSTALL	Mini Se7en 998	5	8:55.108	8 Laps	3 Laps	79.25	1:43.780	3
DNF	177	Lib	Peter CREWES	Mini Libre 1380	0						

FASTEST LAP

	21	Mig	Aaron SMITH	Mini Miglia 1293	3	1:35.541			88.77 mph	142.86 kph	
	500	Lib	Rob DAVIS	Mini Libre 1380	3	1:36.144			88.21 mph	141.97 kph	
	73	7	Spencer WANSTALL	Mini Se7en 998	3	1:43.780			81.72 mph	131.52 kph	
	787	7S	Connor O BRIEN	Mini Se7en S 1275	3	1:48.927			77.86 mph	125.31 kph	

*Car 73 - transponder has stopped working please fix before next race

Weather / Track : Rain / Damp

These results are provisional until the conclusion of any judicial and technical matters.

Thruxton

Circuit Length = 2.3560 miles

Start: 11:33 Flag 11:54 End: 11:57

Clerk Of Course :	Steward :	Timekeeper :

Mini Se7en / Miglia Championships

RACE 1 - LAP CHART

LAP 1 @ 11:35:22.423			LAP 2 @ 11:36:58.866			LAP 3 @ 11:38:34.776			LAP 4 @ 11:40:10.527			LAP 5 @ 11:41:47.831		
NO	BEHIND	LAP TIME	NO	BEHIND	LAP TIME	NO	BEHIND	LAP TIME	NO	BEHIND	LAP TIME	NO	BEHIND	LAP TIME
21		1:42.693	85		1:36.134	85		1:35.910	85		1:35.751	85		1:37.304
11	0.135	1:42.828	11	0.360	1:36.668	21	0.182	1:35.541	21	0.157	1:35.726	21	0.057	1:37.204
85	0.309	1:43.002	21	0.551	1:36.994	11	0.909	1:36.459	729	1 Lap	2:01.417	11	0.446	1:36.865
37	1.982	1:44.675	0	3.322	1:37.652	0	5.001	1:37.589	11	0.885	1:35.727	19	7.894	1:38.224
0	2.113	1:44.806	19	4.983	1:37.082	19	5.318	1:36.245	19	6.974	1:37.407	0	8.216	1:38.257
19	4.344	1:47.037	500	5.246	1:37.166	500	5.480	1:36.144	0	7.263	1:38.013	500	9.010	1:38.379
500	4.523	1:47.216	37	6.145	1:40.606	37	8.380	1:38.145	500	7.935	1:38.206	37	14.742	1:40.902
171	5.300	1:47.993	171	7.899	1:39.042	171	10.689	1:38.700	37	11.144	1:38.515	171	18.526	1:41.312
82	5.456	1:48.149	82	9.785	1:40.772	82	14.115	1:40.240	171	14.518	1:39.580	82	20.945	1:40.457
78	6.480	1:49.173	78	10.460	1:40.423	23	15.208	1:39.476	82	17.792	1:39.428	23	23.105	1:40.592
219	7.285	1:49.978	23	11.642	1:38.965	78	15.992	1:41.442	23	19.817	1:40.360	219	32.466	1:44.233
23	9.120	1:51.813	219	12.184	1:41.342	219	17.663	1:41.389	219	25.537	1:43.625	729	1 Lap	2:09.428
73	10.769	1:53.462	73	18.606	1:44.280	73	26.476	1:43.780	78	26.574	1:46.333	78	33.695	1:44.425
01	11.643	1:54.336	01	21.426	1:46.226	77	31.634	1:45.736	73	35.693	1:44.968	73	47.007	1:48.618
77	12.117	1:54.810	77	21.808	1:46.134	01	32.250	1:46.734	77	42.385	1:46.502	77	51.635	1:46.554
7	12.746	1:55.439	7	22.562	1:46.259	5	32.821	1:45.103	01	42.634	1:46.135	01	52.014	1:46.684
10	14.082	1:56.775	5	23.628	1:44.819	7	33.068	1:46.416	5	43.506	1:46.436	5	52.455	1:46.253
5	15.252	1:57.945	10	25.602	1:47.963	10	38.357	1:48.665	7	43.845	1:46.528	7	52.770	1:46.229
6	16.043	1:58.736	6	28.926	1:49.326	76	43.012	1:49.773	10	51.881	1:49.275	10	1:02.546	1:47.969
76	17.083	1:59.776	76	29.149	1:48.509	6	43.387	1:50.371	76	56.035	1:48.774	76	1:06.770	1:48.039
57	18.005	2:00.698	57	32.162	1:50.600	57	47.675	1:51.423	6	56.745	1:49.109	6	1:08.767	1:49.326
787	28.068	2:10.761	787	41.096	1:49.471	787	54.113	1:48.927	57	1:05.088	1:53.164	787	1:20.424	1:49.567
712	28.814	2:11.507	736	41.692	1:49.176	736	55.068	1:49.286	787	1:08.161	1:49.799	57	1:21.066	1:53.282
736	28.959	2:11.652	712	43.095	1:50.724	712	56.890	1:49.705	736	1:09.188	1:49.871	736	1:21.307	1:49.423
720	29.891	2:12.584	711	44.173	1:50.199	711	57.603	1:49.340	712	1:12.584	1:51.445	31	1:26.596	1:50.530
711	30.417	2:13.110	720	44.830	1:51.382	758	59.255	1:49.614	711	1:13.192	1:51.340	712	1:27.014	1:51.734
758	32.183	2:14.876	758	45.551	1:49.811	720	59.778	1:50.858	711	1:13.370	1:49.268	711	1:27.238	1:51.350
796	36.506	2:19.199	31	48.672	1:48.293	31	59.853	1:47.091	758	1:14.583	1:51.079	758	1:27.782	1:50.503
31	36.822	2:19.515	796	51.958	1:51.895	796	1:10.633	1:54.585	720	1:16.019	1:51.992	720	1:30.404	1:51.689
729	41.122	2:23.815	729	1:10.964	2:06.285				796	1:32.162	1:57.280			

Weather / Track : Rain / Damp

Mini Se7en / Miglia Championships

RACE 1 - LAP CHART

LAP 6 @ 11:43:24.292			LAP 7 @ 11:45:01.113			LAP 8 @ 11:46:38.561			LAP 9 @ 11:48:15.117			LAP 10 @ 11:49:54.002		
NO	BEHIND	LAP TIME	NO	BEHIND	LAP TIME	NO	BEHIND	LAP TIME	NO	BEHIND	LAP TIME	NO	BEHIND	LAP TIME
85		1:36.461	85		1:36.821	85		1:37.448	85		1:36.556	85		1:38.885
21	0.149	1:36.553	21	0.264	1:36.936	21	0.156	1:37.340	11	0.599	1:36.126	21	0.163	1:38.414
11	0.603	1:36.618	57	1 Lap	1:52.610	11	1.029	1:36.671	21	0.634	1:37.034	7	1 Lap	1:50.175
19	8.727	1:37.294	11	1.806	1:38.024	787	1 Lap	1:50.880	10	1 Lap	1:49.745	11	0.363	1:38.649
0	9.635	1:37.880	31	1 Lap	1:49.130	19	11.425	1:39.295	76	1 Lap	1:52.453	5	1 Lap	1:53.836
500	9.942	1:37.393	758	1 Lap	1:51.843	0	11.677	1:38.170	729	2 Laps	2:00.363	19	14.555	1:40.456
796	1 Lap	1:56.506	711	1 Lap	1:52.890	500	12.300	1:38.540	19	12.984	1:38.115	0	14.837	1:39.916
37	17.204	1:38.923	19	9.578	1:37.672	736	1 Lap	1:51.683	0	13.806	1:38.685	10	1 Lap	1:51.006
171	22.729	1:40.664	0	10.955	1:38.141	31	1 Lap	1:49.045	500	15.487	1:39.743	500	16.050	1:39.448
82	24.507	1:40.023	500	11.208	1:38.087	57	1 Lap	1:52.248	787	1 Lap	1:51.107	76	1 Lap	1:50.948
23	27.085	1:40.441	720	1 Lap	1:54.532	711	1 Lap	1:51.646	31	1 Lap	1:47.784	729	2 Laps	1:58.282
219	39.012	1:43.007	712	1 Lap	2:05.665	758	1 Lap	1:52.516	37	28.381	1:40.382	37	32.194	1:42.698
78	40.100	1:42.866	37	21.020	1:40.637	37	24.555	1:40.983	736	1 Lap	1:52.855	31	1 Lap	1:49.147
729	1 Lap	2:01.114	171	27.040	1:41.132	720	1 Lap	1:53.949	57	1 Lap	1:53.129	787	1 Lap	1:52.970
77	1:02.109	1:46.935	82	29.209	1:41.523	171	31.878	1:42.286	758	1 Lap	1:51.154	736	1 Lap	1:52.712
01	1:02.960	1:47.407	23	31.316	1:41.052	712	1 Lap	1:50.755	711	1 Lap	1:52.083	171	43.625	1:44.873
5	1:03.319	1:47.325	796	1 Lap	1:57.637	23	36.478	1:42.610	171	37.637	1:42.315	23	47.185	1:43.727
7	1:03.606	1:47.297	219	44.366	1:42.175	82	37.915	1:46.154	23	42.343	1:42.421	758	1 Lap	1:51.998
10	1:14.787	1:48.702	78	46.141	1:42.862	6	1 Lap	2:16.446	720	1 Lap	1:53.807	711	1 Lap	1:52.134
76	1:19.018	1:48.709	77	1:12.494	1:47.206	219	49.368	1:42.450	712	1 Lap	1:50.912	712	1 Lap	1:51.571
787	1:33.594	1:49.631	5	1:12.810	1:46.312	78	52.667	1:43.974	219	56.873	1:44.061	219	1:00.887	1:42.899
736	1:35.028	1:50.182	01	1:14.594	1:48.455	796	1 Lap	1:55.038	78	1:01.951	1:45.840	720	1 Lap	1:54.399
6	1:36.664	2:04.358	7	1:14.796	1:48.011	77	1:22.392	1:47.346	796	1 Lap	1:58.983	78	1:12.930	1:49.864
			729	1 Lap	2:04.254	5	1:23.235	1:47.873	77	1:33.783	1:47.947	796	1 Lap	1:55.680
			10	1:27.405	1:49.439	01	1:25.255	1:48.109	6	1 Lap	2:32.438			
			76	1:32.274	1:50.077	7	1:25.592	1:48.244	01	1:38.737	1:50.038			

Weather / Track : Rain / Damp

Results can be found at www.tsl-timing.com

Page 2 of 3

Thruxton

Circuit Length = 2.3560 miles

Start: 11:33 Flag 11:54 End: 11:57

Printed - 11:58 Saturday, 24 October 2020

Mini Se7en / Miglia Championships

RACE 1 - LAP CHART

LAP 11 @ 11:51:32.339			LAP 12 @ 11:53:09.559			LAP 13 @ 11:54:47.615		
NO	BEHIND	LAP TIME	NO	BEHIND	LAP TIME	NO	BEHIND	LAP TIME
21		1:38.174	11		1:37.036	85		1:37.092
11	0.184	1:38.158	21	0.198	1:37.418	11	0.388	1:38.444
85	0.904	1:39.241	85	0.964	1:37.280	21	0.552	1:38.410
77	1 Lap	1:47.670	77	1 Lap	1:47.437	0	21.957	1:38.378
01	1 Lap	1:49.842	796	2 Laps	1:59.361	77	1 Lap	1:47.312
7	1 Lap	1:49.574	0	21.635	1:41.306	500	27.002	1:41.302
5	1 Lap	1:48.798	01	1 Lap	1:49.232	796	2 Laps	1:54.954
0	17.549	1:41.049	500	23.756	1:40.958	01	1 Lap	1:49.321
500	20.018	1:42.305	7	1 Lap	1:49.632	7	1 Lap	1:49.339
10	1 Lap	1:51.885	5	1 Lap	1:49.473	5	1 Lap	1:50.610
37	34.627	1:40.770	37	39.302	1:41.895	37	42.980	1:41.734
76	1 Lap	1:51.595	10	1 Lap	1:50.471	10	1 Lap	1:50.648
31	1 Lap	1:50.076	76	1 Lap	1:51.632	76	1 Lap	1:50.590
171	53.040	1:47.752	31	1 Lap	1:49.883	23	1:05.504	1:43.243
787	1 Lap	1:53.098	23	1:00.317	1:43.541	31	1 Lap	1:49.444
23	53.996	1:45.148	171	1:01.735	1:45.915	171	1:16.422	1:52.743
729	2 Laps	2:04.582	787	1 Lap	1:52.030	219	1:17.875	1:43.114
736	1 Lap	1:53.222	219	1:12.817	1:44.520	787	1 Lap	1:52.545
6	2 Laps	2:44.257 P	736	1 Lap	1:52.955	736	1 Lap	1:51.187
758	1 Lap	1:51.559	711	1 Lap	1:50.282	6	3 Laps	3:40.372
711	1 Lap	1:51.757	758	1 Lap	1:51.668	711	1 Lap	1:49.716
219	1:05.517	1:42.967	729	2 Laps	1:59.437	758	1 Lap	1:49.847
712	1 Lap	1:52.278	712	1 Lap	1:53.136	78	1:40.231	1:46.223
720	1 Lap	1:54.975	78	1:32.064	1:44.939	729	2 Laps	2:01.311
78	1:24.345	1:49.752	720	1 Lap	1:53.995	712	1 Lap	1:54.562
						720	1 Lap	1:54.213

Weather / Track : Rain / Damp

Results can be found at www.tsl-timing.com

Page 3 of 3

Thruxton
 Circuit Length = 2.3560 miles
 Start: 11:33 Flag 11:54 End: 11:57

Printed - 11:58 Saturday, 24 October 2020

Mini Se7en / Miglia Championships

RACE 1 - LAP ANALYSIS

DIFF = Difference To Personal Best Lap

P1 85 Sam SUMMERHAYES				
LAP	LAP TIME	DIFF	MPH	TIME OF DAY
1 -	1:43.002	7.251	82.34	11:35:22.732
2 -	1:36.134 (3)	0.383	88.22	11:36:58.866
3 -	1:35.910 (2)	0.159	88.43	11:38:34.776
4 -	1:35.751 (1)		88.57	11:40:10.527
5 -	1:37.304	1.553	87.16	11:41:47.831
6 -	1:36.461	0.710	87.92	11:43:24.292
7 -	1:36.821	1.070	87.60	11:45:01.113
8 -	1:37.448	1.697	87.03	11:46:38.561
9 -	1:36.556	0.805	87.84	11:48:15.117
10 -	1:38.885	3.134	85.77	11:49:54.002
11 -	1:39.241	3.490	85.46	11:51:33.243
12 -	1:37.280	1.529	87.18	11:53:10.523
13 -	1:37.092	1.341	87.35	11:54:47.615

P2 11 Kane ASTIN				
LAP	LAP TIME	DIFF	MPH	TIME OF DAY
1 -	1:42.828	7.101	82.48	11:35:22.558
2 -	1:36.668	0.941	87.73	11:36:59.226
3 -	1:36.459 (3)	0.732	87.92	11:38:35.685
4 -	1:35.727 (1)		88.60	11:40:11.412
5 -	1:36.865	1.138	87.56	11:41:48.277
6 -	1:36.618	0.891	87.78	11:43:24.895
7 -	1:38.024	2.297	86.52	11:45:02.919
8 -	1:36.671	0.944	87.73	11:46:39.590
9 -	1:36.126 (2)	0.399	88.23	11:48:15.716
10 -	1:38.649	2.922	85.97	11:49:54.365
11 -	1:38.158	2.431	86.40	11:51:32.523
12 -	1:37.036	1.309	87.40	11:53:09.559
13 -	1:38.444	2.717	86.15	11:54:48.003

P3 21 Aaron SMITH				
LAP	LAP TIME	DIFF	MPH	TIME OF DAY
1 -	1:42.693	7.152	82.59	11:35:22.423
2 -	1:36.994	1.453	87.44	11:36:59.417
3 -	1:35.541 (1)		88.77	11:38:34.958
4 -	1:35.726 (2)	0.185	88.60	11:40:10.684
5 -	1:37.204	1.663	87.25	11:41:47.888
6 -	1:36.553 (3)	1.012	87.84	11:43:24.441
7 -	1:36.936	1.395	87.49	11:45:01.377
8 -	1:37.340	1.799	87.13	11:46:38.717
9 -	1:37.034	1.493	87.40	11:48:15.751
10 -	1:38.414	2.873	86.18	11:49:54.165
11 -	1:38.174	2.633	86.39	11:51:32.339
12 -	1:37.418	1.877	87.06	11:53:09.757
13 -	1:38.410	2.869	86.18	11:54:48.167

P4 0 Colin PEACOCK				
LAP	LAP TIME	DIFF	MPH	TIME OF DAY
1 -	1:44.806	7.217	80.92	11:35:24.536
2 -	1:37.652 (2)	0.063	86.85	11:37:02.188
3 -	1:37.589 (1)		86.91	11:38:39.777
4 -	1:38.013	0.424	86.53	11:40:17.790
5 -	1:38.257	0.668	86.32	11:41:56.047
6 -	1:37.880 (3)	0.291	86.65	11:43:33.927
7 -	1:38.141	0.552	86.42	11:45:12.068
8 -	1:38.170	0.581	86.39	11:46:50.238
9 -	1:38.685	1.096	85.94	11:48:28.923
10 -	1:39.916	2.327	84.88	11:50:08.839
11 -	1:41.049	3.460	83.93	11:51:49.888

DIFF = Difference To Personal Best Lap

12 -	1:41.306	3.717	83.72	11:53:31.194
13 -	1:38.378	0.789	86.21	11:55:09.572

P5 500 Rob DAVIS				
LAP	LAP TIME	DIFF	MPH	TIME OF DAY
1 -	1:47.216	11.072	79.10	11:35:26.946
2 -	1:37.166 (2)	1.022	87.28	11:37:04.112
3 -	1:36.144 (1)		88.21	11:38:40.256
4 -	1:38.206	2.062	86.36	11:40:18.462
5 -	1:38.379	2.235	86.21	11:41:56.841
6 -	1:37.393 (3)	1.249	87.08	11:43:34.234
7 -	1:38.087	1.943	86.47	11:45:12.321
8 -	1:38.540	2.396	86.07	11:46:50.861
9 -	1:39.743	3.599	85.03	11:48:30.604
10 -	1:39.448	3.304	85.28	11:50:10.052
11 -	1:42.305	6.161	82.90	11:51:52.357
12 -	1:40.958	4.814	84.01	11:53:33.315
13 -	1:41.302	5.158	83.72	11:55:14.617

P6 37 James CUTHBERTSON				
LAP	LAP TIME	DIFF	MPH	TIME OF DAY
1 -	1:44.675	6.530	81.02	11:35:24.405
2 -	1:40.606	2.461	84.30	11:37:05.011
3 -	1:38.145 (1)		86.41	11:38:43.156
4 -	1:38.515 (2)	0.370	86.09	11:40:21.671
5 -	1:40.902	2.757	84.05	11:42:02.573
6 -	1:38.923 (3)	0.778	85.73	11:43:41.496
7 -	1:40.637	2.492	84.27	11:45:22.133
8 -	1:40.983	2.838	83.99	11:47:03.116
9 -	1:40.382	2.237	84.49	11:48:43.498
10 -	1:42.698	4.553	82.58	11:50:26.196
11 -	1:40.770	2.625	84.16	11:52:06.966
12 -	1:41.895	3.750	83.23	11:53:48.861
13 -	1:41.734	3.589	83.37	11:55:30.595

P7 23 Rupert DEETH				
LAP	LAP TIME	DIFF	MPH	TIME OF DAY
1 -	1:51.813	12.848	75.85	11:35:31.543
2 -	1:38.965 (1)		85.70	11:37:10.508
3 -	1:39.476 (2)	0.511	85.26	11:38:49.984
4 -	1:40.360 (3)	1.395	84.51	11:40:30.344
5 -	1:40.592	1.627	84.31	11:42:10.936
6 -	1:40.441	1.476	84.44	11:43:51.377
7 -	1:41.052	2.087	83.93	11:45:32.429
8 -	1:42.610	3.645	82.65	11:47:15.039
9 -	1:42.421	3.456	82.81	11:48:57.460
10 -	1:43.727	4.762	81.76	11:50:41.187
11 -	1:45.148	6.183	80.66	11:52:26.335
12 -	1:43.541	4.576	81.91	11:54:09.876
13 -	1:43.243	4.278	82.15	11:55:53.119

P8 171 Dan LEWIS				
LAP	LAP TIME	DIFF	MPH	TIME OF DAY
1 -	1:47.993	9.293	78.53	11:35:27.723
2 -	1:39.042 (2)	0.342	85.63	11:37:06.765
3 -	1:38.700 (1)		85.93	11:38:45.465
4 -	1:39.580 (3)	0.880	85.17	11:40:25.045
5 -	1:41.312	2.612	83.71	11:42:06.357
6 -	1:40.664	1.964	84.25	11:43:47.021
7 -	1:41.132	2.432	83.86	11:45:28.153
8 -	1:42.286	3.586	82.92	11:47:10.439

Weather / Track : Rain / Damp

Thruxton

Circuit Length = 2.3560 miles

Start: 11:33 Flag 11:54 End: 11:57

Mini Se7en / Miglia Championships

RACE 1 - LAP ANALYSIS

DIFF = Difference To Personal Best Lap

9 -	1:42.315	3.615	82.89	11:48:52.754
10 -	1:44.873	6.173	80.87	11:50:37.627
11 -	1:47.752	9.052	78.71	11:52:25.379
12 -	1:45.915	7.215	80.07	11:54:11.294
13 -	1:52.743	14.043	75.22	11:56:04.037

P9 219 Richard COLBURN

LAP	LAP TIME	DIFF	MPH	TIME OF DAY
1 -	1:49.978	8.636	77.12	11:35:29.708
2 -	1:41.342 (1)		83.69	11:37:11.050
3 -	1:41.389 (2)	0.047	83.65	11:38:52.439
4 -	1:43.625	2.283	81.84	11:40:36.064
5 -	1:44.233	2.891	81.37	11:42:20.297
6 -	1:43.007	1.665	82.34	11:44:03.304
7 -	1:42.175 (3)	0.833	83.01	11:45:45.479
8 -	1:42.450	1.108	82.78	11:47:27.929
9 -	1:44.061	2.719	81.50	11:49:11.990
10 -	1:42.899	1.557	82.42	11:50:54.889
11 -	1:42.967	1.625	82.37	11:52:37.856
12 -	1:44.520	3.178	81.14	11:54:22.376
13 -	1:43.114	1.772	82.25	11:56:05.490

P10 78 Scott KENDALL

LAP	LAP TIME	DIFF	MPH	TIME OF DAY
1 -	1:49.173	8.750	77.68	11:35:28.903
2 -	1:40.423 (1)		84.45	11:37:09.326
3 -	1:41.442 (2)	1.019	83.61	11:38:50.768
4 -	1:46.333	5.910	79.76	11:40:37.101
5 -	1:44.425	4.002	81.22	11:42:21.526
6 -	1:42.866	2.443	82.45	11:44:04.392
7 -	1:42.862 (3)	2.439	82.45	11:45:47.254
8 -	1:43.974	3.551	81.57	11:47:31.228
9 -	1:45.840	5.417	80.13	11:49:17.068
10 -	1:49.864	9.441	77.20	11:51:06.932
11 -	1:49.752	9.329	77.27	11:52:56.684
12 -	1:44.939	4.516	80.82	11:54:41.623
13 -	1:46.223	5.800	79.84	11:56:27.846

P11 77 Andrew DEVINY

LAP	LAP TIME	DIFF	MPH	TIME OF DAY
1 -	1:54.810	9.074	73.87	11:35:34.540
2 -	1:46.134 (2)	0.398	79.91	11:37:20.674
3 -	1:45.736 (1)		80.21	11:39:06.410
4 -	1:46.502 (3)	0.766	79.63	11:40:52.912
5 -	1:46.554	0.818	79.59	11:42:39.466
6 -	1:46.935	1.199	79.31	11:44:26.401
7 -	1:47.206	1.470	79.11	11:46:13.607
8 -	1:47.346	1.610	79.01	11:48:00.953
9 -	1:47.947	2.211	78.57	11:49:48.900
10 -	1:47.670	1.934	78.77	11:51:36.570
11 -	1:47.437	1.701	78.94	11:53:24.007
12 -	1:47.312	1.576	79.03	11:55:11.319

P12 01 Jeff SMITH

LAP	LAP TIME	DIFF	MPH	TIME OF DAY
1 -	1:54.336	8.201	74.18	11:35:34.066
2 -	1:46.226 (2)	0.091	79.84	11:37:20.292
3 -	1:46.734	0.599	79.46	11:39:07.026
4 -	1:46.135 (1)		79.91	11:40:53.161
5 -	1:46.684 (3)	0.549	79.50	11:42:39.845
6 -	1:47.407	1.272	78.96	11:44:27.252

DIFF = Difference To Personal Best Lap

7 -	1:48.455	2.320	78.20	11:46:15.707
8 -	1:48.109	1.974	78.45	11:48:03.816
9 -	1:50.038	3.903	77.07	11:49:53.854
10 -	1:49.842	3.707	77.21	11:51:43.696
11 -	1:49.232	3.097	77.64	11:53:32.928
12 -	1:49.321	3.186	77.58	11:55:22.249

P13 7 Leon Oli WINDOW

LAP	LAP TIME	DIFF	MPH	TIME OF DAY
1 -	1:55.439	9.210	73.47	11:35:35.169
2 -	1:46.259 (2)	0.030	79.82	11:37:21.428
3 -	1:46.416 (3)	0.187	79.70	11:39:07.844
4 -	1:46.528	0.299	79.61	11:40:54.372
5 -	1:46.229 (1)		79.84	11:42:40.601
6 -	1:47.297	1.068	79.04	11:44:27.898
7 -	1:48.011	1.782	78.52	11:46:15.909
8 -	1:48.244	2.015	78.35	11:48:04.153
9 -	1:50.175	3.946	76.98	11:49:54.328
10 -	1:49.574	3.345	77.40	11:51:43.902
11 -	1:49.632	3.403	77.36	11:53:33.534
12 -	1:49.339	3.110	77.57	11:55:22.873

P14 5 Lee ROBERTS

LAP	LAP TIME	DIFF	MPH	TIME OF DAY
1 -	1:57.945	13.126	71.91	11:35:37.675
2 -	1:44.819 (1)		80.91	11:37:22.494
3 -	1:45.103 (2)	0.284	80.69	11:39:07.597
4 -	1:46.436	1.617	79.68	11:40:54.033
5 -	1:46.253 (3)	1.434	79.82	11:42:40.286
6 -	1:47.325	2.506	79.02	11:44:27.611
7 -	1:46.312	1.493	79.78	11:46:13.923
8 -	1:47.873	3.054	78.62	11:48:01.796
9 -	1:53.836	9.017	74.50	11:49:55.632
10 -	1:48.798	3.979	77.95	11:51:44.430
11 -	1:49.473	4.654	77.47	11:53:33.903
12 -	1:50.610	5.791	76.68	11:55:24.513

P15 10 Julian PROCTOR

LAP	LAP TIME	DIFF	MPH	TIME OF DAY
1 -	1:56.775	8.812	72.63	11:35:36.505
2 -	1:47.963 (1)		78.56	11:37:24.468
3 -	1:48.665 (3)	0.702	78.05	11:39:13.133
4 -	1:49.275	1.312	77.61	11:41:02.408
5 -	1:47.969 (2)	0.006	78.55	11:42:50.377
6 -	1:48.702	0.739	78.02	11:44:39.079
7 -	1:49.439	1.476	77.50	11:46:28.518
8 -	1:49.745	1.782	77.28	11:48:18.263
9 -	1:51.006	3.043	76.40	11:50:09.269
10 -	1:51.885	3.922	75.80	11:52:01.154
11 -	1:50.471	2.508	76.77	11:53:51.625
12 -	1:50.648	2.685	76.65	11:55:42.273

P16 76 Jo POLLEY

LAP	LAP TIME	DIFF	MPH	TIME OF DAY
1 -	1:59.776	11.737	70.81	11:35:39.506
2 -	1:48.509 (2)	0.470	78.16	11:37:28.015
3 -	1:49.773	1.734	77.26	11:39:17.788
4 -	1:48.774	0.735	77.97	11:41:06.562
5 -	1:48.039 (1)		78.50	11:42:54.601
6 -	1:48.709 (3)	0.670	78.02	11:44:43.310
7 -	1:50.077	2.038	77.05	11:46:33.387

Thruxton

Circuit Length = 2.3560 miles

Start: 11:33 Flag 11:54 End: 11:57

Weather / Track : Rain / Damp

Mini Se7en / Miglia Championships

RACE 1 - LAP ANALYSIS

DIFF = Difference To Personal Best Lap

8 -	1:52.453	4.414	75.42	11:48:25.840
9 -	1:50.948	2.909	76.44	11:50:16.788
10 -	1:51.595	3.556	76.00	11:52:08.383
11 -	1:51.632	3.593	75.97	11:54:00.015
12 -	1:50.590	2.551	76.69	11:55:50.605

P17 31 Jordan SIMS

LAP	LAP TIME	DIFF	MPH	TIME OF DAY
1 -	2:19.515	32.424	60.79	11:35:59.245
2 -	1:48.293 (3)	1.202	78.32	11:37:47.538
3 -	1:47.091 (1)		79.20	11:39:34.629
4 -	1:49.268	2.177	77.62	11:41:23.897
5 -	1:50.530	3.439	76.73	11:43:14.427
6 -	1:49.130	2.039	77.72	11:45:03.557
7 -	1:49.045	1.954	77.78	11:46:52.602
8 -	1:47.784 (2)	0.693	78.69	11:48:40.386
9 -	1:49.147	2.056	77.70	11:50:29.533
10 -	1:50.076	2.985	77.05	11:52:19.609
11 -	1:49.883	2.792	77.18	11:54:09.492
12 -	1:49.444	2.353	77.49	11:55:58.936

P18 787 Connor O BRIEN

LAP	LAP TIME	DIFF	MPH	TIME OF DAY
1 -	2:10.761	21.834	64.86	11:35:50.491
2 -	1:49.471 (2)	0.544	77.47	11:37:39.962
3 -	1:48.927 (1)		77.86	11:39:28.889
4 -	1:49.799	0.872	77.24	11:41:18.688
5 -	1:49.567 (3)	0.640	77.41	11:43:08.255
6 -	1:49.631	0.704	77.36	11:44:57.886
7 -	1:50.880	1.953	76.49	11:46:48.766
8 -	1:51.107	2.180	76.33	11:48:39.873
9 -	1:52.970	4.043	75.07	11:50:32.843
10 -	1:53.098	4.171	74.99	11:52:25.941
11 -	1:52.030	3.103	75.70	11:54:17.971
12 -	1:52.545	3.618	75.36	11:56:10.516

P19 736 Thorburn ASTIN

LAP	LAP TIME	DIFF	MPH	TIME OF DAY
1 -	2:11.652	22.476	64.42	11:35:51.382
2 -	1:49.176 (1)		77.68	11:37:40.558
3 -	1:49.286 (2)	0.110	77.60	11:39:29.844
4 -	1:49.871	0.695	77.19	11:41:19.715
5 -	1:49.423 (3)	0.247	77.51	11:43:09.138
6 -	1:50.182	1.006	76.97	11:44:59.320
7 -	1:51.683	2.507	75.94	11:46:51.003
8 -	1:52.855	3.679	75.15	11:48:43.858
9 -	1:52.712	3.536	75.25	11:50:36.570
10 -	1:53.222	4.046	74.91	11:52:29.792
11 -	1:52.955	3.779	75.08	11:54:22.747
12 -	1:51.187	2.011	76.28	11:56:13.934

P20 711 Damien HARRINGTON

LAP	LAP TIME	DIFF	MPH	TIME OF DAY
1 -	2:13.110	23.770	63.71	11:35:52.840
2 -	1:50.199 (3)	0.859	76.96	11:37:43.039
3 -	1:49.340 (1)		77.57	11:39:32.379
4 -	1:51.340	2.000	76.17	11:41:23.719
5 -	1:51.350	2.010	76.17	11:43:15.069
6 -	1:52.890	3.550	75.13	11:45:07.959
7 -	1:51.646	2.306	75.96	11:46:59.605
8 -	1:52.083	2.743	75.67	11:48:51.688

DIFF = Difference To Personal Best Lap

9 -	1:52.134	2.794	75.63	11:50:43.822
10 -	1:51.757	2.417	75.89	11:52:35.579
11 -	1:50.282	0.942	76.90	11:54:25.861
12 -	1:49.716 (2)	0.376	77.30	11:56:15.577

P21 758 Matthew AYRES

LAP	LAP TIME	DIFF	MPH	TIME OF DAY
1 -	2:14.876	25.262	62.88	11:35:54.606
2 -	1:49.811 (2)	0.197	77.23	11:37:44.417
3 -	1:49.614 (1)		77.37	11:39:34.031
4 -	1:51.079	1.465	76.35	11:41:25.110
5 -	1:50.503	0.889	76.75	11:43:15.613
6 -	1:51.843	2.229	75.83	11:45:07.456
7 -	1:52.516	2.902	75.38	11:46:59.972
8 -	1:51.154	1.540	76.30	11:48:51.126
9 -	1:51.998	2.384	75.73	11:50:43.124
10 -	1:51.559	1.945	76.02	11:52:34.683
11 -	1:51.668	2.054	75.95	11:54:26.351
12 -	1:49.847 (3)	0.233	77.21	11:56:16.198

P22 712 Greg DAW

LAP	LAP TIME	DIFF	MPH	TIME OF DAY
1 -	2:11.507	21.802	64.49	11:35:51.237
2 -	1:50.724 (2)	1.019	76.60	11:37:41.961
3 -	1:49.705 (1)		77.31	11:39:31.666
4 -	1:51.445	1.740	76.10	11:41:23.111
5 -	1:51.734	2.029	75.90	11:43:14.845
6 -	2:05.665	15.960	67.49	11:45:20.510
7 -	1:50.755 (3)	1.050	76.57	11:47:11.265
8 -	1:50.912	1.207	76.47	11:49:02.177
9 -	1:51.571	1.866	76.01	11:50:53.748
10 -	1:52.278	2.573	75.54	11:52:46.026
11 -	1:53.136	3.431	74.96	11:54:39.162
12 -	1:54.562	4.857	74.03	11:56:33.724

P23 720 Ben CUTLER

LAP	LAP TIME	DIFF	MPH	TIME OF DAY
1 -	2:12.584	21.726	63.97	11:35:52.314
2 -	1:51.382 (2)	0.524	76.14	11:37:43.696
3 -	1:50.858 (1)		76.50	11:39:34.554
4 -	1:51.992	1.134	75.73	11:41:26.546
5 -	1:51.689 (3)	0.831	75.93	11:43:18.235
6 -	1:54.532	3.674	74.05	11:45:12.767
7 -	1:53.949	3.091	74.43	11:47:06.716
8 -	1:53.807	2.949	74.52	11:49:00.523
9 -	1:54.399	3.541	74.14	11:50:54.922
10 -	1:54.975	4.117	73.76	11:52:49.897
11 -	1:53.995	3.137	74.40	11:54:43.892
12 -	1:54.213	3.355	74.26	11:56:38.105

P24 796 Mark CHAPPELL

LAP	LAP TIME	DIFF	MPH	TIME OF DAY
1 -	2:19.199	27.304	60.93	11:35:58.929
2 -	1:51.895 (1)		75.79	11:37:50.824
3 -	1:54.585 (2)	2.690	74.02	11:39:45.409
4 -	1:57.280	5.385	72.31	11:41:42.689
5 -	1:56.506	4.611	72.79	11:43:39.195
6 -	1:57.637	5.742	72.09	11:45:36.832
7 -	1:55.038	3.143	73.72	11:47:31.870
8 -	1:58.983	7.088	71.28	11:49:30.853
9 -	1:55.680	3.785	73.31	11:51:26.533

Weather / Track : Rain / Damp

Thruxton

Circuit Length = 2.3560 miles

Start: 11:33 Flag 11:54 End: 11:57

Mini Se7en / Miglia Championships

RACE 1 - LAP ANALYSIS

DIFF = Difference To Personal Best Lap

10 -	1:59.361	7.466	71.05	11:53:25.894
11 -	1:54.954 (3)	3.059	73.78	11:55:20.848

P25 729 Darren JEREMIAH

LAP	LAP TIME	DIFF	MPH	TIME OF DAY
1 -	2:23.815	25.533	58.97	11:36:03.545
2 -	2:06.285	8.003	67.16	11:38:09.830
3 -	2:01.417	3.135	69.85	11:40:11.247
4 -	2:09.428	11.146	65.53	11:42:20.675
5 -	2:01.114	2.832	70.02	11:44:21.789
6 -	2:04.254	5.972	68.26	11:46:26.043
7 -	2:00.363 (3)	2.081	70.46	11:48:26.406
8 -	1:58.282 (1)		71.70	11:50:24.688
9 -	2:04.582	6.300	68.08	11:52:29.270
10 -	1:59.437 (2)	1.155	71.01	11:54:28.707
11 -	2:01.311	3.029	69.91	11:56:30.018

P26 6 Graeme DAVIS

LAP	LAP TIME	DIFF	MPH	TIME OF DAY
1 -	1:58.736	9.627	71.43	11:35:38.466
2 -	1:49.326 (2)	0.217	77.58	11:37:27.792
3 -	1:50.371	1.262	76.84	11:39:18.163
4 -	1:49.109 (1)		77.73	11:41:07.272
5 -	1:49.326 (2)	0.217	77.58	11:42:56.598
6 -	2:04.358	15.249	68.20	11:45:00.956
7 -	2:16.446	27.337	62.16	11:47:17.402
8 -	2:32.438	43.329	55.63	11:49:49.840
9 -	2:44.257 P	55.148	51.63	11:52:34.097
10 -	3:40.372	1:51.263	38.48	11:56:14.469

P27 19 James COLBURN

LAP	LAP TIME	DIFF	MPH	TIME OF DAY
1 -	1:47.037	10.792	79.23	11:35:26.767
2 -	1:37.082 (2)	0.837	87.36	11:37:03.849
3 -	1:36.245 (1)		88.12	11:38:40.094
4 -	1:37.407	1.162	87.07	11:40:17.501
5 -	1:38.224	1.979	86.34	11:41:55.725
6 -	1:37.294 (3)	1.049	87.17	11:43:33.019
7 -	1:37.672	1.427	86.83	11:45:10.691
8 -	1:39.295	3.050	85.41	11:46:49.986
9 -	1:38.115	1.870	86.44	11:48:28.101
10 -	1:40.456	4.211	84.43	11:50:08.557

P28 82 Darren MASON

LAP	LAP TIME	DIFF	MPH	TIME OF DAY
1 -	1:48.149	8.721	78.42	11:35:27.879
2 -	1:40.772	1.344	84.16	11:37:08.651
3 -	1:40.240 (3)	0.812	84.61	11:38:48.891
4 -	1:39.428 (1)		85.30	11:40:28.319
5 -	1:40.457	1.029	84.43	11:42:08.776
6 -	1:40.023 (2)	0.595	84.79	11:43:48.799
7 -	1:41.523	2.095	83.54	11:45:30.322
8 -	1:46.154	6.726	79.89	11:47:16.476

P29 57 Philip GILLIBRAND

LAP	LAP TIME	DIFF	MPH	TIME OF DAY
1 -	2:00.698	10.098	70.27	11:35:40.428
2 -	1:50.600 (1)		76.68	11:37:31.028
3 -	1:51.423 (2)	0.823	76.12	11:39:22.451
4 -	1:53.164	2.564	74.94	11:41:15.615

DIFF = Difference To Personal Best Lap

5 -	1:53.282	2.682	74.87	11:43:08.897
6 -	1:52.610	2.010	75.31	11:45:01.507
7 -	1:52.248 (3)	1.648	75.56	11:46:53.755
8 -	1:53.129	2.529	74.97	11:48:46.884

P30 73 Spencer WANSTALL

LAP	LAP TIME	DIFF	MPH	TIME OF DAY
1 -	1:53.462	9.682	74.75	11:35:33.192
2 -	1:44.280 (2)	0.500	81.33	11:37:17.472
3 -	1:43.780 (1)		81.72	11:39:01.252
4 -	1:44.968 (3)	1.188	80.80	11:40:46.220
5 -	1:48.618	4.838	78.08	11:42:34.838

Weather / Track : Rain / Damp

Mini Se7en / Miglia Championships

RACE 1 - STATISTICS

Competitors Started 30
Planned Start 2020-10-24 @ 11:30:00.000
Actual Start 2020-10-24 @ 11:33:39.729
Finish Time 2020-10-24 @ 11:54:47.614
Track Length 2.3560mi.
Total Laps 349
Total Distance Covered 822.2452mi.

Session Fastest Lap History

NO	CL	NAME	LAP TIME	TIME OF DAY	LAP	VEHICLE
21	Mig	Aaron SMITH	1:42.693	11:35:22.444	1	Mini Miglia 1293
85	Mig	Sam SUMMERHAYES	1:36.134	11:36:58.888	2	Mini Miglia 1293
85	Mig	Sam SUMMERHAYES	1:35.910	11:38:34.798	3	Mini Miglia 1293
21	Mig	Aaron SMITH	1:35.541	11:38:34.979	3	Mini Miglia 1293

Session Leader History

NO	CL	NAME	FROM LAP	LAPS LED	DISTANCE	VEHICLE
21	Mig	Aaron SMITH	1	1	2.35 miles	Mini Miglia 1293
85	Mig	Sam SUMMERHAYES	2	9	21.20 miles	Mini Miglia 1293
21	Mig	Aaron SMITH	11	1	2.35 miles	Mini Miglia 1293
11	Mig	Kane ASTIN	12	1	2.35 miles	Mini Miglia 1293
85	Mig	Sam SUMMERHAYES	13	1	2.35 miles	Mini Miglia 1293

Flag History

TYPE	TIME OF DAY
GREEN	11:33:39.729
FINISH	11:54:47.614

Flag Statistics

TYPE	COUNT	TOTAL LAPS	TOTAL TIME
Green	1	13	23:23.392
Red	0	0	0.000
Safety Car	0	0	0.000
FCY	0	0	0.000

Weather / Track : Rain / Damp

Mini Se7en / Miglia Championships

RACE 1 - STATISTICS

CLASS : Lib

3 Starters

Fastest Lap History

NO	NAME	LAP TIME	TIME OF DAY	LAP	VEHICLE
500	Rob DAVIS	1:47.216	11:35:26.896	1	Mini Libre 1380
500	Rob DAVIS	1:37.166	11:37:04.139	2	Mini Libre 1380
500	Rob DAVIS	1:36.144	11:38:40.283	3	Mini Libre 1380

Leader History

NO	NAME	FROM LAP	LAPS LED	DISTANCE	VEHICLE
500	Rob DAVIS	1	13	30.62 miles	Mini Libre 1380

Mini Se7en / Miglia Championships

RACE 1 - STATISTICS

CLASS : Mig

9 Starters

Fastest Lap History

NO	NAME	LAP TIME	TIME OF DAY	LAP	VEHICLE
21	Aaron SMITH	1:42.693	11:35:22.444	1	Mini Miglia 1293
85	Sam SUMMERHAYES	1:36.134	11:36:58.888	2	Mini Miglia 1293
85	Sam SUMMERHAYES	1:35.910	11:38:34.798	3	Mini Miglia 1293
21	Aaron SMITH	1:35.541	11:38:34.979	3	Mini Miglia 1293

Leader History

NO	NAME	FROM LAP	LAPS LED	DISTANCE	VEHICLE
21	Aaron SMITH	1	1	2.35 miles	Mini Miglia 1293
85	Sam SUMMERHAYES	2	9	21.20 miles	Mini Miglia 1293
21	Aaron SMITH	11	1	2.35 miles	Mini Miglia 1293
11	Kane ASTIN	12	1	2.35 miles	Mini Miglia 1293
85	Sam SUMMERHAYES	13	1	2.35 miles	Mini Miglia 1293

Mini Se7en / Miglia Championships

RACE 1 - STATISTICS

CLASS : 7

10 Starters

Fastest Lap History

NO	NAME	LAP TIME	TIME OF DAY	LAP	VEHICLE
73	Spencer WANSTALL	1:53.462	11:35:33.224	1	Mini Se7en 998
73	Spencer WANSTALL	1:44.280	11:37:17.503	2	Mini Se7en 998
73	Spencer WANSTALL	1:43.780	11:39:01.284	3	Mini Se7en 998

Leader History

NO	NAME	FROM LAP	LAPS LED	DISTANCE	VEHICLE
73	Spencer WANSTALL	1	5	11.78 miles	Mini Se7en 998
77	Andrew DEVINY	6	7	16.49 miles	Mini Se7en 998

Weather / Track : Rain / Damp

Results can be found at www.tsl-timing.com

Page 4 of 5

Thruxton
Circuit Length = 2.3560 miles
Start: 11:33 Flag 11:54 End: 11:57

Printed - 11:58 Saturday, 24 October 2020

Mini Se7en / Miglia Championships

RACE 1 - STATISTICS

CLASS : 7 S

8 Starters

Fastest Lap History

NO	NAME	LAP TIME	TIME OF DAY	LAP	VEHICLE
787	Connor O BRIEN	2:10.761	11:35:50.516	1	Mini Se7en S 1275
787	Connor O BRIEN	1:49.471	11:37:39.988	2	Mini Se7en S 1275
736	Thorburn ASTIN	1:49.176	11:37:40.592	2	Mini Se7en S 1275
787	Connor O BRIEN	1:48.927	11:39:28.915	3	Mini Se7en S 1275

Leader History

NO	NAME	FROM LAP	LAPS LED	DISTANCE	VEHICLE
787	Connor O BRIEN	1	12	28.27 miles	Mini Se7en S 1275

Mini Se7en Championship

RACE 4 - CLASSIFICATION

POS	NO	CL	PIC NAME	ENTRY	LAPS	TIME	GAP	DIFF	MPH	BEST	ON
1	2	7	1 Joe THOMPSON	Mini Se7en 998	12	21:45.186			77.98	1:46.147	10
2	73	7	2 Spencer WANSTALL	Mini Se7en 998	12	21:45.537	0.351	0.351	77.95	1:45.479	11
3	01	7	3 Jeff SMITH	Mini Se7en 998	12	21:45.788	0.602	0.251	77.94	1:45.581	10
4	77	7	4 Andrew DEVINY	Mini Se7en 998	12	22:03.618	18.432	17.830	76.89	1:48.457	4
5	787	7S	1 Connor O BRIEN	Mini Se7en S 1275	12	22:11.294	26.108	7.676	76.45	1:47.938	12
6	736*	7S	2 Thorburn ASTIN	Mini Se7en S 1275	12	22:13.429	28.243	2.135	76.32	1:48.402	5
7	5	7	5 Lee ROBERTS	Mini Se7en 998	12	22:16.010	30.824	2.581	76.18	1:47.487	5
8	711	7S	3 Damien HARRINGTON	Mini Se7en S 1275	12	22:20.515	35.329	4.505	75.92	1:47.672	12
9	758	7S	4 Matthew AYRES	Mini Se7en S 1275	12	22:22.793	37.607	2.278	75.79	1:48.232	12
10	712	7S	5 Greg DAW	Mini Se7en S 1275	12	22:41.509	56.323	18.716	74.75	1:49.961	11
11	10	7	6 Julian PROCTOR	Mini Se7en 998	12	22:44.369	59.183	2.860	74.59	1:50.986	10
12	76	7	7 Jo POLLEY	Mini Se7en 998	12	22:55.974	1:10.788	11.605	73.96	1:49.001	10
13	784	7S	6 Ryan TAYLOR	Mini Se7en S 1275	12	23:35.918	1:50.732	39.944	71.88	1:53.959	11
14	31	7	8 Jordan SIMS	Mini Se7en 998	12	24:04.505	2:19.319	28.587	70.45	1:50.764	6
15	729	7S	7 Darren JEREMIAH	Mini Se7en S 1275	11	22:48.178	1 Lap	1 Lap	68.19	1:57.476	10
16	720	7S	8 Ben CUTLER	Mini Se7en S 1275	10	22:21.713	2 Laps	1 Lap	63.21	1:53.411	10

NOT CLASSIFIED

DNF	7	7	Leon Oli WINDOW	Mini Se7en 998	10	18:51.090	2 Laps		74.98	1:48.591	8
DNF	721	7S	Arnold DUNCAN	Mini Se7en S 1275	6	17:10.383	6 Laps	4 Laps	49.38	1:52.907	2
DNF	6*	7	Graeme DAVIS	Mini Se7en 998	3	6:52.892	9 Laps	3 Laps	61.62	1:57.616	2
DNF	796	7S	Mark CHAPPELL	Mini Se7en S 1275	0						

FASTEST LAP

	73	7	Spencer WANSTALL	Mini Se7en 998	11	1:45.479			80.41 mph	129.40 kph	
	711	7S	Damien HARRINGTON	Mini Se7en S 1275	12	1:47.672			78.77 mph	126.77 kph	

*Car 6 - 10 second time penalty for a false start

*Car 736 - Transponder stopped working please fix before next race

Thruxton

Circuit Length = 2.3560 miles

Start: 13:48 Flag 14:10 End: 14:13

Weather / Track : Rain / Wet

These results are provisional until the conclusion of any judicial and technical matters.

Clerk Of Course :	Steward :	Timekeeper :
-------------------	-----------	--------------

Mini Se7en Championship

RACE 4 - LAP CHART

LAP 1 @ 13:50:36.863			LAP 2 @ 13:52:28.282			LAP 3 @ 13:54:18.443			LAP 4 @ 13:56:07.286			LAP 5 @ 13:57:55.064		
NO	BEHIND	LAP TIME	NO	BEHIND	LAP TIME	NO	BEHIND	LAP TIME	NO	BEHIND	LAP TIME	NO	BEHIND	LAP TIME
2		1:58.465	2		1:51.419	2		1:50.161	01		1:48.061	01		1:47.778
01	0.371	1:58.836	01	0.256	1:51.304	73	0.540	1:49.881	73	0.230	1:48.533	2	1.193	1:48.531
73	0.876	1:59.341	73	0.820	1:51.363	01	0.782	1:50.687	2	0.440	1:49.283	73	1.812	1:49.360
77	2.918	2:01.383	77	2.539	1:51.040	77	2.132	1:49.754	77	1.746	1:48.457	77	2.906	1:48.938
7	3.371	2:01.836	7	3.518	1:51.566	7	5.398	1:52.041	5	5.740	1:48.890	5	5.449	1:47.487
6	4.777	2:03.242	5	6.066	1:52.298	5	5.693	1:49.788	7	8.274	1:51.719	7	9.930	1:49.434
5	5.187	2:03.652	736	10.280	1:51.334	736	9.961	1:49.842	736	10.199	1:49.081	736	10.823	1:48.402
10	6.708	2:05.173	6	10.974	1:57.616	787	10.497	1:49.152	787	11.043	1:49.389	787	12.200	1:48.935
31	7.762	2:06.227	10	11.438	1:56.149	711	14.488	1:51.648	711	18.229	1:52.584	711	19.947	1:49.496
736	10.365	2:08.830	787	11.506	1:52.295	10	15.731	1:54.454	10	19.831	1:52.943	758	22.375	1:50.032
787	10.630	2:09.095	31	12.728	1:56.385	758	17.934	1:54.616	758	20.121	1:51.030	10	24.447	1:52.394
711	12.582	2:11.047	711	13.001	1:51.838	31	19.070	1:56.503	31	22.487	1:52.260	31	26.548	1:51.839
758	13.311	2:11.776	758	13.479	1:51.587	712	21.312	1:53.988	712	24.540	1:52.071	712	27.789	1:51.027
712	14.872	2:13.337	712	17.485	1:54.032	721	25.436	1:56.956	721	40.691	2:04.098 P	720	1 Lap	3:03.334
721	17.153	2:15.618	721	18.641	1:52.907	76	39.549	1:54.562	76	43.390	1:52.684	76	47.524	1:51.912
784	24.028	2:22.493	784	30.379	1:57.770	784	40.215	1:59.997	784	46.181	1:54.809	784	53.190	1:54.787
729	27.769	2:26.234	76	35.148	1:56.177	729	58.527	2:06.407	729	1:13.842	2:04.158	729	1:28.292	2:02.228
720	29.228	2:27.693	729	42.281	2:05.931	6	1:02.847	2:42.034 P						
76	30.390	2:28.855	720	43.765	2:05.956	720	1:04.522	2:10.918 P						

Weather / Track : Rain / Wet

Results can be found at www.tsl-timing.com

Page 1 of 3

Thruxton

Circuit Length = 2.3560 miles

Start: 13:48 Flag 14:10 End: 14:13

Printed - 14:13 Saturday, 24 October 2020

Mini Se7en Championship

RACE 4 - LAP CHART

LAP 6 @ 13:59:43.599			LAP 7 @ 14:01:30.564			LAP 8 @ 14:03:16.974			LAP 9 @ 14:05:04.187			LAP 10 @ 14:06:49.997		
NO	BEHIND	LAP TIME	NO	BEHIND	LAP TIME	NO	BEHIND	LAP TIME	NO	BEHIND	LAP TIME	NO	BEHIND	LAP TIME
2		1:47.342	2		1:46.965	01		1:45.989	2		1:46.995	01		1:45.581
01	0.410	1:48.945	01	0.421	1:46.976	2	0.218	1:46.628	01	0.229	1:47.442	2	0.337	1:46.147
73	0.664	1:47.387	73	0.861	1:47.162	73	0.892	1:46.441	73	0.600	1:46.921	73	1.007	1:46.217
77	3.839	1:49.468	77	5.502	1:48.628	77	8.500	1:49.408	77	10.927	1:49.640	77	13.728	1:48.611
5	4.663	1:47.749	5	5.731	1:48.033	729	1 Lap	2:02.983	5	15.443	1:49.484	736	22.772	1:48.678
736	12.251	1:49.963	736	15.634	1:50.348	5	13.172	1:53.851	736	19.904	1:48.674	787	23.047	1:48.252
787	12.859	1:49.194	787	15.867	1:49.973	721	3 Laps	6:46.198	787	20.605	1:48.924	5	27.191	1:57.558
7	13.781	1:52.386	7	16.979	1:50.163	736	18.443	1:49.219	7	20.897	1:48.950	711	32.982	1:50.025
711	21.000	1:49.588	711	22.690	1:48.655	787	18.894	1:49.437	729	1 Lap	2:02.797	758	34.540	1:48.546
758	23.911	1:50.071	758	26.138	1:49.192	7	19.160	1:48.591	711	28.767	1:50.558	7	39.491	2:04.404 P
10	27.809	1:51.897	10	32.464	1:51.620	711	25.422	1:49.142	758	31.804	1:49.517	729	1 Lap	2:00.079
31	28.777	1:50.764	31	33.132	1:51.320	758	29.500	1:49.772	712	42.908	1:51.401	712	47.565	1:50.467
712	30.440	1:51.186	712	33.934	1:50.459	10	38.329	1:52.275	10	43.863	1:52.747	10	49.039	1:50.986
720	1 Lap	1:56.776	720	1 Lap	1:58.981	712	38.720	1:51.196	31	44.156	1:51.508	31	51.657	1:53.311
76	48.808	1:49.819	76	52.432	1:50.589	31	39.861	1:53.139	721	3 Laps	2:14.606 P	76	1:02.224	1:49.001
784	1:00.565	1:55.910	784	1:09.424	1:55.824	76	56.499	1:50.477	76	59.033	1:49.747	784	1:34.411	1:54.305
729	1:40.230	2:00.473				720	1 Lap	2:02.283	784	1:25.916	1:55.233			
						784	1:17.896	1:54.882	720	1 Lap	2:07.663 P			

Weather / Track : Rain / Wet

Results can be found at www.tsl-timing.com

Page 2 of 3

Thruxton

Circuit Length = 2.3560 miles

Start: 13:48 Flag 14:10 End: 14:13

Printed - 14:13 Saturday, 24 October 2020

Mini Se7en Championship

RACE 4 - LAP CHART

LAP 11 @ 14:08:36.356			LAP 12 @ 14:10:23.584		
NO	BEHIND	LAP TIME	NO	BEHIND	LAP TIME
01		1:46.359	2		1:47.096
73	0.127	1:45.479	73	0.351	1:47.452
2	0.132	1:46.154	01	0.602	1:47.830
77	16.188	1:48.819	77	18.432	1:49.472
787	25.398	1:48.710	787	26.108	1:47.938
736	26.948	1:50.535	736	28.243	1:48.523
5	29.112	1:48.280	5	30.824	1:48.940
720	2 Laps	2:34.698	711	35.329	1:47.672
711	34.885	1:48.262	720	2 Laps	1:53.411
758	36.603	1:48.422	758	37.607	1:48.232
729	1 Lap	1:57.476	712	56.323	1:52.384
712	51.167	1:49.961	10	59.183	1:52.571
10	53.840	1:51.160	729	1 Lap	1:59.412
76	1:06.194	1:50.329	76	1:10.788	1:51.822
31	1:24.030	2:18.732	784	1:50.732	1:55.949
784	1:42.011	1:53.959	31	2:19.319	2:42.517

Weather / Track : Rain / Wet

Results can be found at www.tsl-timing.com

Page 3 of 3

Thruxton
Circuit Length = 2.3560 miles
Start: 13:48 Flag 14:10 End: 14:13

Printed - 14:13 Saturday, 24 October 2020

Mini Se7en Championship

RACE 4 - LAP ANALYSIS

DIFF = Difference To Personal Best Lap

P1 2 Joe THOMPSON				
LAP	LAP TIME	DIFF	MPH	TIME OF DAY
1 -	1:58.465	12.318	71.59	13:50:36.863
2 -	1:51.419	5.272	76.12	13:52:28.282
3 -	1:50.161	4.014	76.99	13:54:18.443
4 -	1:49.283	3.136	77.61	13:56:07.726
5 -	1:48.531	2.384	78.14	13:57:56.257
6 -	1:47.342	1.195	79.01	13:59:43.599
7 -	1:46.965	0.818	79.29	14:01:30.564
8 -	1:46.628 (3)	0.481	79.54	14:03:17.192
9 -	1:46.995	0.848	79.27	14:05:04.187
10 -	1:46.147 (1)		79.90	14:06:50.334
11 -	1:46.154 (2)	0.007	79.89	14:08:36.488
12 -	1:47.096	0.949	79.19	14:10:23.584

P2 73 Spencer WANSTALL				
LAP	LAP TIME	DIFF	MPH	TIME OF DAY
1 -	1:59.341	13.862	71.07	13:50:37.739
2 -	1:51.363	5.884	76.16	13:52:29.102
3 -	1:49.881	4.402	77.18	13:54:18.983
4 -	1:48.533	3.054	78.14	13:56:07.516
5 -	1:49.360	3.881	77.55	13:57:56.876
6 -	1:47.387	1.908	78.98	13:59:44.263
7 -	1:47.162	1.683	79.14	14:01:31.425
8 -	1:46.441 (3)	0.962	79.68	14:03:17.866
9 -	1:46.921	1.442	79.32	14:05:04.787
10 -	1:46.217 (2)	0.738	79.85	14:06:51.004
11 -	1:45.479 (1)		80.41	14:08:36.483
12 -	1:47.452	1.973	78.93	14:10:23.935

P3 01 Jeff SMITH				
LAP	LAP TIME	DIFF	MPH	TIME OF DAY
1 -	1:58.836	13.255	71.37	13:50:37.234
2 -	1:51.304	5.723	76.20	13:52:28.538
3 -	1:50.687	5.106	76.62	13:54:19.225
4 -	1:48.061	2.480	78.48	13:56:07.286
5 -	1:47.778	2.197	78.69	13:57:55.064
6 -	1:48.945	3.364	77.85	13:59:44.009
7 -	1:46.976	1.395	79.28	14:01:30.985
8 -	1:45.989 (2)	0.408	80.02	14:03:16.974
9 -	1:47.442	1.861	78.94	14:05:04.416
10 -	1:45.581 (1)		80.33	14:06:49.997
11 -	1:46.359 (3)	0.778	79.74	14:08:36.356
12 -	1:47.830	2.249	78.65	14:10:24.186

P4 77 Andrew DEVINY				
LAP	LAP TIME	DIFF	MPH	TIME OF DAY
1 -	2:01.383	12.926	69.87	13:50:39.781
2 -	1:51.040	2.583	76.38	13:52:30.821
3 -	1:49.754	1.297	77.27	13:54:20.575
4 -	1:48.457 (1)		78.20	13:56:09.032
5 -	1:48.938	0.481	77.85	13:57:57.970
6 -	1:49.468	1.011	77.48	13:59:47.438
7 -	1:48.628 (3)	0.171	78.07	14:01:36.066
8 -	1:49.408	0.951	77.52	14:03:25.474
9 -	1:49.640	1.183	77.35	14:05:15.114
10 -	1:48.611 (2)	0.154	78.09	14:07:03.725
11 -	1:48.819	0.362	77.94	14:08:52.544
12 -	1:49.472	1.015	77.47	14:10:42.016

DIFF = Difference To Personal Best Lap

P5 787 Connor O BRIEN				
LAP	LAP TIME	DIFF	MPH	TIME OF DAY
1 -	2:09.095	21.157	65.70	13:50:47.493
2 -	1:52.295	4.357	75.52	13:52:39.788
3 -	1:49.152	1.214	77.70	13:54:28.940
4 -	1:49.389	1.451	77.53	13:56:18.329
5 -	1:48.935	0.997	77.85	13:58:07.264
6 -	1:49.194	1.256	77.67	13:59:56.458
7 -	1:49.973	2.035	77.12	14:01:46.431
8 -	1:49.437	1.499	77.50	14:03:35.868
9 -	1:48.924	0.986	77.86	14:05:24.792
10 -	1:48.252 (2)	0.314	78.35	14:07:13.044
11 -	1:48.710 (3)	0.772	78.02	14:09:01.754
12 -	1:47.938 (1)		78.57	14:10:49.692

P6 736 Thorburn ASTIN				
LAP	LAP TIME	DIFF	MPH	TIME OF DAY
1 -	2:08.830	20.428	65.83	13:50:47.228
2 -	1:51.334	2.932	76.18	13:52:38.562
3 -	1:49.842	1.440	77.21	13:54:28.404
4 -	1:49.081	0.679	77.75	13:56:17.485
5 -	1:48.402 (1)		78.24	13:58:05.887
6 -	1:49.963	1.561	77.13	13:59:55.850
7 -	1:50.348	1.946	76.86	14:01:46.198
8 -	1:49.219	0.817	77.65	14:03:35.417
9 -	1:48.674 (3)	0.272	78.04	14:05:24.091
10 -	1:48.678	0.276	78.04	14:07:12.769
11 -	1:50.535	2.133	76.73	14:09:03.304
12 -	1:48.523 (2)	0.121	78.15	14:10:51.827

P7 5 Lee ROBERTS				
LAP	LAP TIME	DIFF	MPH	TIME OF DAY
1 -	2:03.652	16.165	68.59	13:50:42.050
2 -	1:52.298	4.811	75.52	13:52:34.348
3 -	1:49.788	2.301	77.25	13:54:24.136
4 -	1:48.890	1.403	77.89	13:56:13.026
5 -	1:47.487 (1)		78.90	13:58:00.513
6 -	1:47.749 (2)	0.262	78.71	13:59:48.262
7 -	1:48.033 (3)	0.546	78.50	14:01:36.295
8 -	1:53.851	6.364	74.49	14:03:30.146
9 -	1:49.484	1.997	77.46	14:05:19.630
10 -	1:57.558	10.071	72.14	14:07:17.188
11 -	1:48.280	0.793	78.33	14:09:05.468
12 -	1:48.940	1.453	77.85	14:10:54.408

P8 711 Damien HARRINGTON				
LAP	LAP TIME	DIFF	MPH	TIME OF DAY
1 -	2:11.047	23.375	64.72	13:50:49.445
2 -	1:51.838	4.166	75.83	13:52:41.283
3 -	1:51.648	3.976	75.96	13:54:32.931
4 -	1:52.584	4.912	75.33	13:56:25.515
5 -	1:49.496	1.824	77.46	13:58:15.011
6 -	1:49.588	1.916	77.39	14:00:04.599
7 -	1:48.655 (3)	0.983	78.06	14:01:53.254
8 -	1:49.142	1.470	77.71	14:03:42.396
9 -	1:50.558	2.886	76.71	14:05:32.954
10 -	1:50.025	2.353	77.08	14:07:22.979
11 -	1:48.262 (2)	0.590	78.34	14:09:11.241
12 -	1:47.672 (1)		78.77	14:10:58.913

Weather / Track : Rain / Wet

Mini Se7en Championship

RACE 4 - LAP ANALYSIS

DIFF = Difference To Personal Best Lap

P9 758 Matthew AYRES				
LAP	LAP TIME	DIFF	MPH	TIME OF DAY
1 -	2:11.776	23.544	64.36	13:50:50.174
2 -	1:51.587	3.355	76.00	13:52:41.761
3 -	1:54.616	6.384	74.00	13:54:36.377
4 -	1:51.030	2.798	76.39	13:56:27.407
5 -	1:50.032	1.800	77.08	13:58:17.439
6 -	1:50.071	1.839	77.05	14:00:07.510
7 -	1:49.192	0.960	77.67	14:01:56.702
8 -	1:49.772	1.540	77.26	14:03:46.474
9 -	1:49.517	1.285	77.44	14:05:35.991
10 -	1:48.546 (3)	0.314	78.13	14:07:24.537
11 -	1:48.422 (2)	0.190	78.22	14:09:12.959
12 -	1:48.232 (1)		78.36	14:11:01.191

P10 712 Greg DAW				
LAP	LAP TIME	DIFF	MPH	TIME OF DAY
1 -	2:13.337	23.376	63.61	13:50:51.735
2 -	1:54.032	4.071	74.37	13:52:45.767
3 -	1:53.988	4.027	74.40	13:54:39.755
4 -	1:52.071	2.110	75.68	13:56:31.826
5 -	1:51.027	1.066	76.39	13:58:22.853
6 -	1:51.186	1.225	76.28	14:00:14.039
7 -	1:50.459 (2)	0.498	76.78	14:02:04.498
8 -	1:51.196	1.235	76.27	14:03:55.694
9 -	1:51.401	1.440	76.13	14:05:47.095
10 -	1:50.467 (3)	0.506	76.77	14:07:37.562
11 -	1:49.961 (1)		77.13	14:09:27.523
12 -	1:52.384	2.423	75.46	14:11:19.907

P11 10 Julian PROCTOR				
LAP	LAP TIME	DIFF	MPH	TIME OF DAY
1 -	2:05.173	14.187	67.75	13:50:43.571
2 -	1:56.149	5.163	73.02	13:52:39.720
3 -	1:54.454	3.468	74.10	13:54:34.174
4 -	1:52.943	1.957	75.09	13:56:27.117
5 -	1:52.394	1.408	75.46	13:58:19.511
6 -	1:51.897	0.911	75.79	14:00:11.408
7 -	1:51.620 (3)	0.634	75.98	14:02:03.028
8 -	1:52.275	1.289	75.54	14:03:55.303
9 -	1:52.747	1.761	75.22	14:05:48.050
10 -	1:50.986 (1)		76.42	14:07:39.036
11 -	1:51.160 (2)	0.174	76.30	14:09:30.196
12 -	1:52.571	1.585	75.34	14:11:22.767

P12 76 Jo POLLEY				
LAP	LAP TIME	DIFF	MPH	TIME OF DAY
1 -	2:28.855	39.854	56.97	13:51:07.253
2 -	1:56.177	7.176	73.00	13:53:03.430
3 -	1:54.562	5.561	74.03	13:54:57.992
4 -	1:52.684	3.683	75.26	13:56:50.676
5 -	1:51.912	2.911	75.78	13:58:42.588
6 -	1:49.819 (3)	0.818	77.23	14:00:32.407
7 -	1:50.589	1.588	76.69	14:02:22.996
8 -	1:50.477	1.476	76.77	14:04:13.473
9 -	1:49.747 (2)	0.746	77.28	14:06:03.220
10 -	1:49.001 (1)		77.81	14:07:52.221
11 -	1:50.329	1.328	76.87	14:09:42.550
12 -	1:51.822	2.821	75.84	14:11:34.372

DIFF = Difference To Personal Best Lap

P13 784 Ryan TAYLOR				
LAP	LAP TIME	DIFF	MPH	TIME OF DAY
1 -	2:22.493	28.534	59.52	13:51:00.891
2 -	1:57.770	3.811	72.01	13:52:58.661
3 -	1:59.997	6.038	70.68	13:54:58.658
4 -	1:54.809	0.850	73.87	13:56:53.467
5 -	1:54.787 (3)	0.828	73.89	13:58:48.254
6 -	1:55.910	1.951	73.17	14:00:44.164
7 -	1:55.824	1.865	73.22	14:02:39.988
8 -	1:54.882	0.923	73.82	14:04:34.870
9 -	1:55.233	1.274	73.60	14:06:30.103
10 -	1:54.305 (2)	0.346	74.20	14:08:24.408
11 -	1:53.959 (1)		74.42	14:10:18.367
12 -	1:55.949	1.990	73.14	14:12:14.316

P14 31 Jordan SIMS				
LAP	LAP TIME	DIFF	MPH	TIME OF DAY
1 -	2:06.227	15.463	67.19	13:50:44.625
2 -	1:56.385	5.621	72.87	13:52:41.010
3 -	1:56.503	5.739	72.80	13:54:37.513
4 -	1:52.260	1.496	75.55	13:56:29.773
5 -	1:51.839	1.075	75.83	13:58:21.612
6 -	1:50.764 (1)		76.57	14:00:12.376
7 -	1:51.320 (2)	0.556	76.19	14:02:03.696
8 -	1:53.139	2.375	74.96	14:03:56.835
9 -	1:51.508 (3)	0.744	76.06	14:05:48.343
10 -	1:53.311	2.547	74.85	14:07:41.654
11 -	2:18.732	27.968	61.13	14:10:00.386
12 -	2:42.517	51.753	52.18	14:12:42.903

P15 729 Darren JEREMIAH				
LAP	LAP TIME	DIFF	MPH	TIME OF DAY
1 -	2:26.234	28.758	58.00	13:51:04.632
2 -	2:05.931	8.455	67.35	13:53:10.563
3 -	2:06.407	8.931	67.09	13:55:16.970
4 -	2:04.158	6.682	68.31	13:57:21.128
5 -	2:02.228	4.752	69.39	13:59:23.356
6 -	2:00.473	2.997	70.40	14:01:23.829
7 -	2:02.983	5.507	68.96	14:03:26.812
8 -	2:02.797	5.321	69.07	14:05:29.609
9 -	2:00.079 (3)	2.603	70.63	14:07:29.688
10 -	1:57.476 (1)		72.19	14:09:27.164
11 -	1:59.412 (2)	1.936	71.02	14:11:26.576

P16 720 Ben CUTLER				
LAP	LAP TIME	DIFF	MPH	TIME OF DAY
1 -	2:27.693	34.282	57.42	13:51:06.091
2 -	2:05.956	12.545	67.33	13:53:12.047
3 -	2:10.918 P	17.507	64.78	13:55:22.965
4 -	3:03.334	1:09.923	46.26	13:58:26.299
5 -	1:56.776 (2)	3.365	72.63	14:00:23.075
6 -	1:58.981 (3)	5.570	71.28	14:02:22.056
7 -	2:02.283	8.872	69.36	14:04:24.339
8 -	2:07.663 P	14.252	66.43	14:06:32.002
9 -	2:34.698	41.287	54.82	14:09:06.700
10 -	1:53.411 (1)		74.78	14:11:00.111

Weather / Track : Rain / Wet

Mini Se7en Championship

RACE 4 - LAP ANALYSIS

DIFF = Difference To Personal Best Lap

P17 7 Leon Oli WINDOW				
LAP	LAP TIME	DIFF	MPH	TIME OF DAY
1 -	2:01.836	13.245	69.61	13:50:40.234
2 -	1:51.566	2.975	76.02	13:52:31.800
3 -	1:52.041	3.450	75.70	13:54:23.841
4 -	1:51.719	3.128	75.91	13:56:15.560
5 -	1:49.434 (3)	0.843	77.50	13:58:04.994
6 -	1:52.386	3.795	75.46	13:59:57.380
7 -	1:50.163	1.572	76.99	14:01:47.543
8 -	1:48.591 (1)		78.10	14:03:36.134
9 -	1:48.950 (2)	0.359	77.84	14:05:25.084
10 -	2:04.404 P	15.813	68.17	14:07:29.488

P18 721 Arnold DUNCAN				
LAP	LAP TIME	DIFF	MPH	TIME OF DAY
1 -	2:15.618 (3)	22.711	62.54	13:50:54.016
2 -	1:52.907 (1)		75.12	13:52:46.923
3 -	1:56.956 (2)	4.049	72.51	13:54:43.879
4 -	2:04.098 P	11.191	68.34	13:56:47.977
5 -	6:46.198	4:53.291	20.88	14:03:34.175
6 -	2:14.606 P	21.699	63.01	14:05:48.781

P19 6 Graeme DAVIS				
LAP	LAP TIME	DIFF	MPH	TIME OF DAY
1 -	2:03.242 (2)	5.626	68.82	13:50:41.640
2 -	1:57.616 (1)		72.11	13:52:39.256
3 -	2:42.034 P	44.418	52.34	13:55:21.290

Mini Se7en Championship

RACE 4 - STATISTICS

Competitors Started 19
Planned Start 2020-10-24 @ 14:10:00.000
Actual Start 2020-10-24 @ 13:48:38.397
Finish Time 2020-10-24 @ 14:10:22.332
Track Length 2.3560mi.
Total Laps 208
Total Distance Covered 490.0487mi.

Session Fastest Lap History

NO	CL	NAME	LAP TIME	TIME OF DAY	LAP	VEHICLE
2	7	Joe THOMPSON	1:58.465	13:50:36.887	1	Mini Se7en 998
2	7	Joe THOMPSON	1:51.419	13:52:28.306	2	Mini Se7en 998
01	7	Jeff SMITH	1:51.304	13:52:28.563	2	Mini Se7en 998
77	7	Andrew DEVINY	1:51.040	13:52:30.845	2	Mini Se7en 998
2	7	Joe THOMPSON	1:50.161	13:54:18.467	3	Mini Se7en 998
73	7	Spencer WANSTALL	1:49.881	13:54:19.016	3	Mini Se7en 998
77	7	Andrew DEVINY	1:49.754	13:54:20.598	3	Mini Se7en 998
787	7S	Connor O BRIEN	1:49.152	13:54:28.962	3	Mini Se7en S 1275
01	7	Jeff SMITH	1:48.061	13:56:07.310	4	Mini Se7en 998
01	7	Jeff SMITH	1:47.778	13:57:55.090	5	Mini Se7en 998
5	7	Lee ROBERTS	1:47.487	13:58:00.545	5	Mini Se7en 998
2	7	Joe THOMPSON	1:47.342	13:59:43.623	6	Mini Se7en 998
2	7	Joe THOMPSON	1:46.965	14:01:30.586	7	Mini Se7en 998
01	7	Jeff SMITH	1:45.989	14:03:17.001	8	Mini Se7en 998
01	7	Jeff SMITH	1:45.581	14:06:50.024	10	Mini Se7en 998
73	7	Spencer WANSTALL	1:45.479	14:08:36.483	11	Mini Se7en 998

Session Leader History

NO	CL	NAME	FROM LAP	LAPS LED	DISTANCE	VEHICLE
2	7	Joe THOMPSON	1	3	7.06 miles	Mini Se7en 998
01	7	Jeff SMITH	4	2	4.71 miles	Mini Se7en 998
2	7	Joe THOMPSON	6	2	4.71 miles	Mini Se7en 998
01	7	Jeff SMITH	8	1	2.35 miles	Mini Se7en 998
2	7	Joe THOMPSON	9	1	2.35 miles	Mini Se7en 998
01	7	Jeff SMITH	10	2	4.71 miles	Mini Se7en 998
2	7	Joe THOMPSON	12	1	2.35 miles	Mini Se7en 998

Flag History

TYPE	TIME OF DAY
GREEN	13:48:38.397
FINISH	14:10:22.332

Flag Statistics

TYPE	COUNT	TOTAL LAPS	TOTAL TIME
Green	1	12	24:22.497
Red	0	0	0.000
Safety Car	0	0	0.000
FCY	0	0	0.000

Weather / Track : Rain / Wet

Mini Se7en Championship

RACE 4 - STATISTICS

CLASS : 7

10 Starters

Fastest Lap History

NO	NAME	LAP TIME	TIME OF DAY	LAP	VEHICLE
2	Joe THOMPSON	1:58.465	13:50:36.887	1	Mini Se7en 998
2	Joe THOMPSON	1:51.419	13:52:28.306	2	Mini Se7en 998
01	Jeff SMITH	1:51.304	13:52:28.563	2	Mini Se7en 998
77	Andrew DEVINY	1:51.040	13:52:30.845	2	Mini Se7en 998
2	Joe THOMPSON	1:50.161	13:54:18.467	3	Mini Se7en 998
73	Spencer WANSTALL	1:49.881	13:54:19.016	3	Mini Se7en 998
77	Andrew DEVINY	1:49.754	13:54:20.598	3	Mini Se7en 998
01	Jeff SMITH	1:48.061	13:56:07.310	4	Mini Se7en 998
01	Jeff SMITH	1:47.778	13:57:55.090	5	Mini Se7en 998
5	Lee ROBERTS	1:47.487	13:58:00.545	5	Mini Se7en 998
2	Joe THOMPSON	1:47.342	13:59:43.623	6	Mini Se7en 998
2	Joe THOMPSON	1:46.965	14:01:30.586	7	Mini Se7en 998
01	Jeff SMITH	1:45.989	14:03:17.001	8	Mini Se7en 998
01	Jeff SMITH	1:45.581	14:06:50.024	10	Mini Se7en 998
73	Spencer WANSTALL	1:45.479	14:08:36.483	11	Mini Se7en 998

Leader History

NO	NAME	FROM LAP	LAPS LED	DISTANCE	VEHICLE
2	Joe THOMPSON	1	3	7.06 miles	Mini Se7en 998
01	Jeff SMITH	4	2	4.71 miles	Mini Se7en 998
2	Joe THOMPSON	6	2	4.71 miles	Mini Se7en 998
01	Jeff SMITH	8	1	2.35 miles	Mini Se7en 998
2	Joe THOMPSON	9	1	2.35 miles	Mini Se7en 998
01	Jeff SMITH	10	2	4.71 miles	Mini Se7en 998
2	Joe THOMPSON	12	1	2.35 miles	Mini Se7en 998

Weather / Track : Rain / Wet

Results can be found at www.tsl-timing.com

Page 2 of 3

Thrupton
Circuit Length = 2.3560 miles
Start: 13:48 Flag 14:10 End: 14:13

Printed - 14:14 Saturday, 24 October 2020

Mini Se7en Championship

RACE 4 - STATISTICS

CLASS : 7 S

9 Starters

Fastest Lap History

NO	NAME	LAP TIME	TIME OF DAY	LAP	VEHICLE
736	Thorburn ASTIN	2:08.830	13:50:47.228	1	Mini Se7en S 1275
736	Thorburn ASTIN	1:51.334	13:52:38.562	2	Mini Se7en S 1275
736	Thorburn ASTIN	1:49.842	13:54:28.404	3	Mini Se7en S 1275
787	Connor O BRIEN	1:49.152	13:54:28.962	3	Mini Se7en S 1275
736	Thorburn ASTIN	1:49.081	13:56:17.485	4	Mini Se7en S 1275
736	Thorburn ASTIN	1:48.402	13:58:05.887	5	Mini Se7en S 1275
787	Connor O BRIEN	1:48.252	14:07:13.070	10	Mini Se7en S 1275
787	Connor O BRIEN	1:47.938	14:10:49.711	12	Mini Se7en S 1275
711	Damien HARRINGTON	1:47.672	14:10:58.966	12	Mini Se7en S 1275

Leader History

NO	NAME	FROM LAP	LAPS LED	DISTANCE	VEHICLE
736	Thorburn ASTIN	1	10	23.56 miles	Mini Se7en S 1275
787	Connor O BRIEN	11	2	4.71 miles	Mini Se7en S 1275

Weather / Track : Rain / Wet

Results can be found at www.tsl-timing.com


Page 3 of 3

Thruxton
Circuit Length = 2.3560 miles
Start: 13:48 Flag 14:10 End: 14:13

Printed - 14:14 Saturday, 24 October 2020

Mini Se7en Championship

RACE 9 - GRID (20 minutes) - AMENDED

ROW 11	21	1:57.476 729 Darren JEREMIAH	22	796 Mark CHAPPELL
ROW 10	19	1:53.411 720 Ben CUTLER	20	1:53.959 784 Ryan TAYLOR
ROW 9	17	1:49.961 712 Greg DAW	18	1:52.907 721 Arnold DUNCAN
ROW 8	15	1:48.232 758 Matthew AYRES	16	1:48.402 736 Thorburn ASTIN
ROW 7	13	1:47.672 711 Damien HARRINGTON	14	1:47.938 787 Connor O BRIEN
ROW 6	10 SECOND DELAY			
ROW 5	9	1:50.986 10 Julian PROCTOR	10	1:57.616 6 Graeme DAVIS
ROW 4	7	1:49.001 76 Jo POLLEY	8	1:50.764 31 Jordan SIMS
ROW 3	5	1:48.457 77 Andrew DEVINY	6	1:48.591 7 Leon Oli WINDOW
ROW 2	3	1:46.147 2 Joe THOMPSON	4	1:47.487 5 Lee ROBERTS
ROW 1	1	1:45.479 73 Spencer WANSTALL	2	1:45.581 01 Jeff SMITH
Pole				
				

Thruxton
Circuit Length = 2.3560 miles

These results are provisional until the conclusion of any judicial and technical matters.

Clerk Of Course :	Steward :	Timekeeper :

Mini Se7en Championship

RACE 9 - CLASSIFICATION - AMENDED

POS	NO	CL	PIC NAME	ENTRY	LAPS	TIME	GAP	DIFF	MPH	BEST	ON
1	2	7	1 Joe THOMPSON	Mini Se7en 998	12	20:33.107			82.53	1:39.435	4
2	77	7	2 Andrew DEVINY	Mini Se7en 998	12	20:44.011	10.904	10.904	81.81	1:39.607	2
3	76	7	3 Jo POLLEY	Mini Se7en 998	12	20:50.968	17.861	6.957	81.36	1:40.891	2
4	5	7	4 Lee ROBERTS	Mini Se7en 998	12	20:53.895	20.788	2.927	81.17	1:41.714	6
5	73	7	5 Spencer WANSTALL	Mini Se7en 998	12	21:07.552	34.445	13.657	80.29	1:39.972	7
6	787	7S	1 Connor O BRIEN	Mini Se7en S 1275	12	21:08.338	35.231	0.786	80.24	1:41.054	5
7	736	7S	2 Thorburn ASTIN	Mini Se7en S 1275	12	21:10.053	36.946	1.715	80.13	1:41.549	6
8	7	7	6 Leon Oli WINDOW	Mini Se7en 998	12	21:11.507	38.400	1.454	80.04	1:41.072	5
9	711	7S	3 Damien HARRINGTON	Mini Se7en S 1275	12	21:14.468	41.361	2.961	79.86	1:41.146	7
10	784	7S	4 Ryan TAYLOR	Mini Se7en S 1275	12	21:33.133	1:00.026	18.665	78.70	1:43.062	5
11	720	7S	5 Ben CUTLER	Mini Se7en S 1275	12	21:57.879	1:24.772	24.746	77.22	1:44.352	4
12	796	7S	6 Mark CHAPPELL	Mini Se7en S 1275	12	22:05.009	1:31.902	7.130	76.81	1:44.747	7
13	729	7S	7 Darren JEREMIAH	Mini Se7en S 1275	11	20:41.986	1 Lap	1 Lap	75.11	1:45.806	2
14	721	7S	8 Arnold DUNCAN	Mini Se7en S 1275	9	20:38.646	3 Laps	2 Laps	61.62	1:45.732	5

NOT CLASSIFIED

DNF	6	7	Graeme DAVIS	Mini Se7en 998	11	19:05.390	1 Lap	0.000	81.45	1:41.637	5
DNF	712	7S	Greg DAW	Mini Se7en S 1275	11	19:27.511	1 Lap	22.121	79.91	1:40.753	6
DNF	758	7S	Matthew AYRES	Mini Se7en S 1275	7	12:17.243	5 Laps	4 Laps	80.53	1:41.415	7
DNF	10	7	Julian PROCTOR	Mini Se7en 998	2	3:47.639	10 Laps	5 Laps	74.51	1:54.639	1
DNF	31	7	Jordan SIMS	Mini Se7en 998	0						
DQ	01	* 7	Jeff SMITH	Mini Se7en 998	0						

FASTEST LAP

	2	7	Joe THOMPSON	Mini Se7en 998	4	1:39.435		85.29 mph		137.27 kph	
	712	7S	Greg DAW	Mini Se7en S 1275	6	1:40.753		84.18 mph		135.47 kph	

* Car 01 - Disqualified from the results of the race. Technical regulation 5.4.3 & C3.1.1

Weather / Track : Showers / Damp

These results are provisional until the conclusion of any judicial and technical matters.

Thruxton

Circuit Length = 2.3560 miles

Start: 12:26 Flag 12:46 End: 12:49

Clerk Of Course :	Steward :	Timekeeper :

Mini Se7en Championship

RACE 9 - LAP CHART

LAP 1 @ 12:27:59.089			LAP 2 @ 12:29:39.394			LAP 3 @ 12:31:19.240			LAP 4 @ 12:32:58.389			LAP 5 @ 12:34:38.066		
NO	BEHIND	LAP TIME	NO	BEHIND	LAP TIME	NO	BEHIND	LAP TIME	NO	BEHIND	LAP TIME	NO	BEHIND	LAP TIME
01		1:47.647	01		1:40.305	2		1:39.579	01		1:38.777	01		1:39.677
2	0.100	1:47.747	2	0.267	1:40.472	01	0.372	1:40.218	2	0.286	1:39.435	2	0.228	1:39.619
5	1.374	1:49.021	77	2.110	1:39.607	77	4.156	1:41.892	77	7.260	1:42.253	77	9.363	1:41.780
6	1.578	1:49.225	6	3.017	1:41.744	5	4.963	1:41.732	76	7.794	1:41.304	76	9.631	1:41.514
7	2.238	1:49.885	5	3.077	1:42.008	6	5.239	1:42.068	6	8.274	1:42.184	7	9.874	1:41.072
77	2.808	1:50.455	7	3.409	1:41.476	7	5.372	1:41.809	7	8.479	1:42.256	6	10.234	1:41.637
76	3.073	1:50.720	76	3.659	1:40.891	76	5.639	1:41.826	5	8.543	1:42.729	5	11.382	1:42.516
10	6.992	1:54.639	787	17.863	1:41.337	787	20.755	1:42.738	736	23.951	1:42.074	736	25.912	1:41.638
736	16.609	2:04.256	736	18.210	1:41.906	736	21.026	1:42.662	758	24.958	1:43.033	787	26.376	1:41.054
787	16.831	2:04.478	711	18.943	1:41.892	758	21.074	1:41.442	787	24.999	1:43.393	758	26.814	1:41.533
711	17.356	2:05.003	758	19.478	1:41.672	711	21.305	1:42.208	711	25.207	1:43.051	711	27.163	1:41.633
712	17.624	2:05.271	712	19.681	1:42.362	712	21.613	1:41.778	712	25.476	1:43.012	712	27.678	1:41.879
758	18.111	2:05.758	10	19.687	1:53.000 P	784	26.201	1:43.468	784	31.149	1:44.097	73	32.959	1:40.999
784	19.021	2:06.668	784	22.579	1:43.863	73	30.146	1:41.866	73	31.637	1:40.640	784	34.534	1:43.062
796	22.046	2:09.693	720	27.083	1:45.086	720	32.994	1:45.757	720	38.197	1:44.352	720	43.321	1:44.801
720	22.302	2:09.949	73	28.126	1:41.970	796	36.484	1:47.032	796	43.441	1:46.106	796	49.228	1:45.464
729	23.171	2:10.818	729	28.672	1:45.806	729	36.692	1:47.866	729	46.636	1:49.093	729	54.926	1:47.967
73	26.461	2:14.108	796	29.298	1:47.557				721	2 Laps	5:15.814	721	2 Laps	1:46.592
721	49.769	2:37.416 P												

Weather / Track : Showers / Damp

Results can be found at www.tsl-timing.com

Page 1 of 3

Thruxton

Circuit Length = 2.3560 miles

Start: 12:26 Flag 12:46 End: 12:49

Printed - 12:51 Sunday, 25 October 2020

Mini Se7en Championship

RACE 9 - LAP CHART

LAP 6 @ 12:36:18.762			LAP 7 @ 12:37:58.032			LAP 8 @ 12:39:38.195			LAP 9 @ 12:41:20.694			LAP 10 @ 12:43:06.038		
NO	BEHIND	LAP TIME	NO	BEHIND	LAP TIME	NO	BEHIND	LAP TIME	NO	BEHIND	LAP TIME	NO	BEHIND	LAP TIME
2		1:40.468	01		1:38.808	01		1:40.163	01		1:42.499	01		1:45.344
01	0.462	1:41.158	2	0.260	1:39.530	2	0.216	1:40.119	2	0.559	1:42.842	2	1.467	1:46.252
76	10.892	1:41.957	76	13.341	1:41.719	76	14.805	1:41.627	77	15.861	1:42.930	77	16.589	1:46.072
77	11.481	1:42.814	77	14.095	1:41.884	77	15.430	1:41.498	76	16.612	1:44.306	76	18.433	1:47.165
6	11.588	1:42.050	7	14.902	1:41.992	5	16.756	1:41.914	5	19.157	1:44.900	5	21.066	1:47.253
7	12.180	1:43.002	5	15.005	1:41.875	6	17.032	1:42.003	6	19.447	1:44.914	6	22.280	1:48.177
5	12.400	1:41.714	6	15.192	1:42.874	7	28.667	1:53.928	7	33.945	1:47.777	787	37.109	1:48.238
736	26.765	1:41.549	736	29.618	1:42.123	787	32.713	1:43.023	787	34.215	1:44.001	73	38.352	1:48.249
787	26.966	1:41.286	787	29.853	1:42.157	736	35.314	1:45.859	73	35.447	1:42.551	736	38.917	1:48.078
712	27.735	1:40.753	711	30.172	1:41.146	73	35.395	1:42.334	736	36.183	1:43.368	7	39.405	1:50.804
711	28.296	1:41.829	758	30.653	1:41.415	711	35.904	1:45.895	711	38.907	1:45.502	711	42.047	1:48.484
758	28.508	1:42.390	73	33.224	1:39.972	712	38.700	1:43.540	712	41.051	1:44.850	712	44.334	1:48.627
73	32.522	1:40.259	712	35.323	1:46.858	784	46.584	1:44.879	784	51.857	1:47.772	784	56.981	1:50.468
784	37.696	1:43.858	784	41.868	1:43.442	720	59.085	1:46.074	720	1:06.898	1:50.312	720	1:15.398	1:53.844
720	47.724	1:45.099	720	53.174	1:44.720	796	1:07.144	1:47.691	796	1:18.002	1:53.357	796	1:24.315	1:51.657
796	54.139	1:45.607	796	59.616	1:44.747	729	1:22.608	1:50.095	729	1:34.764	1:54.655	729	1:45.669	1:56.249
729	1:00.348	1:46.118	729	1:12.676	1:51.598	721	2 Laps	1:48.576	721	2 Laps	1:51.083			
721	2 Laps	1:46.082	721	2 Laps	1:45.732									

Weather / Track : Showers / Damp

Results can be found at www.tsl-timing.com

Page 2 of 3

Thruxton

Circuit Length = 2.3560 miles

Start: 12:26 Flag 12:46 End: 12:49

Printed - 12:51 Sunday, 25 October 2020

Mini Se7en Championship

RACE 9 - LAP CHART

LAP 11 @ 12:44:53.099			LAP 12 @ 12:46:41.371		
NO	BEHIND	LAP TIME	NO	BEHIND	LAP TIME
01		1:47.061	01		1:48.272
2	2.185	1:47.779	2	3.178	1:49.265
721	3 Laps	1:53.741	721	3 Laps	1:53.610
77	15.801	1:46.273	729	1 Lap	2:01.721
76	19.500	1:48.128	77	14.082	1:46.553
5	22.502	1:48.497	76	21.039	1:49.811
6	23.733	1:48.514	5	23.966	1:49.736
73	38.252	1:46.961	73	37.623	1:47.643
787	38.536	1:48.488	787	38.409	1:48.145
736	39.955	1:48.099	736	40.124	1:48.441
7	40.850	1:48.506	7	41.578	1:49.000
711	44.095	1:49.109	711	44.539	1:48.716
712	45.854	1:48.581	784	1:03.204	1:51.198
784	1:00.278	1:50.358	720	1:27.950	1:54.563
720	1:21.659	1:53.322	796	1:35.080	1:53.980
796	1:29.372	1:52.118			

Weather / Track : Showers / Damp

Results can be found at www.tsl-timing.com

Page 3 of 3

Thruxton
Circuit Length = 2.3560 miles
Start: 12:26 Flag 12:46 End: 12:49

Printed - 12:51 Sunday, 25 October 2020

Mini Se7en Championship

RACE 9 - LAP ANALYSIS

DIFF = Difference To Personal Best Lap

P1 01 Jeff SMITH				
LAP	LAP TIME	DIFF	MPH	TIME OF DAY
1 -	1:47.647	8.870	78.79	12:27:59.089
2 -	1:40.305	1.528	84.55	12:29:39.394
3 -	1:40.218	1.441	84.63	12:31:19.612
4 -	1:38.777 (1)		85.86	12:32:58.389
5 -	1:39.677 (3)	0.900	85.09	12:34:38.066
6 -	1:41.158	2.381	83.84	12:36:19.224
7 -	1:38.808 (2)	0.031	85.83	12:37:58.032
8 -	1:40.163	1.386	84.67	12:39:38.195
9 -	1:42.499	3.722	82.74	12:41:20.694
10 -	1:45.344	6.567	80.51	12:43:06.038
11 -	1:47.061	8.284	79.22	12:44:53.099
12 -	1:48.272	9.495	78.33	12:46:41.371

P2 2 Joe THOMPSON				
LAP	LAP TIME	DIFF	MPH	TIME OF DAY
1 -	1:47.747	8.312	78.71	12:27:59.189
2 -	1:40.472	1.037	84.41	12:29:39.661
3 -	1:39.579 (3)	0.144	85.17	12:31:19.240
4 -	1:39.435 (1)		85.29	12:32:58.675
5 -	1:39.619	0.184	85.14	12:34:38.294
6 -	1:40.468	1.033	84.42	12:36:18.762
7 -	1:39.530 (2)	0.095	85.21	12:37:58.292
8 -	1:40.119	0.684	84.71	12:39:38.411
9 -	1:42.842	3.407	82.47	12:41:21.253
10 -	1:46.252	6.817	79.82	12:43:07.505
11 -	1:47.779	8.344	78.69	12:44:55.284
12 -	1:49.265	9.830	77.62	12:46:44.549

P3 77 Andrew DEVINY				
LAP	LAP TIME	DIFF	MPH	TIME OF DAY
1 -	1:50.455	10.848	76.78	12:28:01.897
2 -	1:39.607 (1)		85.15	12:29:41.504
3 -	1:41.892	2.285	83.24	12:31:23.396
4 -	1:42.253	2.646	82.94	12:33:05.649
5 -	1:41.780 (3)	2.173	83.33	12:34:47.429
6 -	1:42.814	3.207	82.49	12:36:30.243
7 -	1:41.884	2.277	83.24	12:38:12.127
8 -	1:41.498 (2)	1.891	83.56	12:39:53.625
9 -	1:42.930	3.323	82.40	12:41:36.555
10 -	1:46.072	6.465	79.96	12:43:22.627
11 -	1:46.273	6.666	79.80	12:45:08.900
12 -	1:46.553	6.946	79.59	12:46:55.453

P4 76 Jo POLLEY				
LAP	LAP TIME	DIFF	MPH	TIME OF DAY
1 -	1:50.720	9.829	76.60	12:28:02.162
2 -	1:40.891 (1)		84.06	12:29:43.053
3 -	1:41.826	0.935	83.29	12:31:24.879
4 -	1:41.304 (2)	0.413	83.72	12:33:06.183
5 -	1:41.514 (3)	0.623	83.55	12:34:47.697
6 -	1:41.957	1.066	83.18	12:36:29.654
7 -	1:41.719	0.828	83.38	12:38:11.373
8 -	1:41.627	0.736	83.45	12:39:53.000
9 -	1:44.306	3.415	81.31	12:41:37.306
10 -	1:47.165	6.274	79.14	12:43:24.471
11 -	1:48.128	7.237	78.44	12:45:12.599
12 -	1:49.811	8.920	77.23	12:47:02.410

DIFF = Difference To Personal Best Lap

P5 5 Lee ROBERTS				
LAP	LAP TIME	DIFF	MPH	TIME OF DAY
1 -	1:49.021	7.307	77.79	12:28:00.463
2 -	1:42.008	0.294	83.14	12:29:42.471
3 -	1:41.732 (2)	0.018	83.37	12:31:24.203
4 -	1:42.729	1.015	82.56	12:33:06.932
5 -	1:42.516	0.802	82.73	12:34:49.448
6 -	1:41.714 (1)		83.38	12:36:31.162
7 -	1:41.875 (3)	0.161	83.25	12:38:13.037
8 -	1:41.914	0.200	83.22	12:39:54.951
9 -	1:44.900	3.186	80.85	12:41:39.851
10 -	1:47.253	5.539	79.08	12:43:27.104
11 -	1:48.497	6.783	78.17	12:45:15.601
12 -	1:49.736	8.022	77.29	12:47:05.337

P6 73 Spencer WANSTALL				
LAP	LAP TIME	DIFF	MPH	TIME OF DAY
1 -	2:14.108	34.136	63.24	12:28:25.550
2 -	1:41.970	1.998	83.17	12:30:07.520
3 -	1:41.866	1.894	83.26	12:31:49.386
4 -	1:40.640 (3)	0.668	84.27	12:33:30.026
5 -	1:40.999	1.027	83.97	12:35:11.025
6 -	1:40.259 (2)	0.287	84.59	12:36:51.284
7 -	1:39.972 (1)		84.83	12:38:31.256
8 -	1:42.334	2.362	82.88	12:40:13.590
9 -	1:42.551	2.579	82.70	12:41:56.141
10 -	1:48.249	8.277	78.35	12:43:44.390
11 -	1:46.961	6.989	79.29	12:45:31.351
12 -	1:47.643	7.671	78.79	12:47:18.994

P7 787 Connor O BRIEN				
LAP	LAP TIME	DIFF	MPH	TIME OF DAY
1 -	2:04.478	23.424	68.13	12:28:15.920
2 -	1:41.337 (3)	0.283	83.69	12:29:57.257
3 -	1:42.738	1.684	82.55	12:31:39.995
4 -	1:43.393	2.339	82.03	12:33:23.388
5 -	1:41.054 (1)		83.93	12:35:04.442
6 -	1:41.286 (2)	0.232	83.73	12:36:45.728
7 -	1:42.157	1.103	83.02	12:38:27.885
8 -	1:43.023	1.969	82.32	12:40:10.908
9 -	1:44.001	2.947	81.55	12:41:54.909
10 -	1:48.238	7.184	78.36	12:43:43.147
11 -	1:48.488	7.434	78.18	12:45:31.635
12 -	1:48.145	7.091	78.42	12:47:19.780

P8 736 Thorburn ASTIN				
LAP	LAP TIME	DIFF	MPH	TIME OF DAY
1 -	2:04.256	22.707	68.25	12:28:15.698
2 -	1:41.906 (3)	0.357	83.22	12:29:57.604
3 -	1:42.662	1.113	82.61	12:31:40.266
4 -	1:42.074	0.525	83.09	12:33:22.340
5 -	1:41.638 (2)	0.089	83.44	12:35:03.978
6 -	1:41.549 (1)		83.52	12:36:45.527
7 -	1:42.123	0.574	83.05	12:38:27.650
8 -	1:45.859	4.310	80.12	12:40:13.509
9 -	1:43.368	1.819	82.05	12:41:56.877
10 -	1:48.078	6.529	78.47	12:43:44.955
11 -	1:48.099	6.550	78.46	12:45:33.054
12 -	1:48.441	6.892	78.21	12:47:21.495

Weather / Track : Showers / Damp

Thruxton
Circuit Length = 2.3560 miles
Start: 12:26 Flag 12:46 End: 12:49

Mini Se7en Championship

RACE 9 - LAP ANALYSIS

DIFF = Difference To Personal Best Lap

P9 7 Leon Oli WINDOW				
LAP	LAP TIME	DIFF	MPH	TIME OF DAY
1 -	1:49.885	8.813	77.18	12:28:01.327
2 -	1:41.476 (2)	0.404	83.58	12:29:42.803
3 -	1:41.809 (3)	0.737	83.30	12:31:24.612
4 -	1:42.256	1.184	82.94	12:33:06.868
5 -	1:41.072 (1)		83.91	12:34:47.940
6 -	1:43.002	1.930	82.34	12:36:30.942
7 -	1:41.992	0.920	83.15	12:38:12.934
8 -	1:53.928	12.856	74.44	12:40:06.862
9 -	1:47.777	6.705	78.69	12:41:54.639
10 -	1:50.804	9.732	76.54	12:43:45.443
11 -	1:48.506	7.434	78.16	12:45:33.949
12 -	1:49.000	7.928	77.81	12:47:22.949

P10 711 Damien HARRINGTON				
LAP	LAP TIME	DIFF	MPH	TIME OF DAY
1 -	2:05.003	23.857	67.85	12:28:16.445
2 -	1:41.892	0.746	83.24	12:29:58.337
3 -	1:42.208	1.062	82.98	12:31:40.545
4 -	1:43.051	1.905	82.30	12:33:23.596
5 -	1:41.633 (2)	0.487	83.45	12:35:05.229
6 -	1:41.829 (3)	0.683	83.29	12:36:47.058
7 -	1:41.146 (1)		83.85	12:38:28.204
8 -	1:45.895	4.749	80.09	12:40:14.099
9 -	1:45.502	4.356	80.39	12:41:59.601
10 -	1:48.484	7.338	78.18	12:43:48.085
11 -	1:49.109	7.963	77.73	12:45:37.194
12 -	1:48.716	7.570	78.01	12:47:25.910

P11 784 Ryan TAYLOR				
LAP	LAP TIME	DIFF	MPH	TIME OF DAY
1 -	2:06.668	23.606	66.95	12:28:18.110
2 -	1:43.863	0.801	81.66	12:30:01.973
3 -	1:43.468 (3)	0.406	81.97	12:31:45.441
4 -	1:44.097	1.035	81.47	12:33:29.538
5 -	1:43.062 (1)		82.29	12:35:12.600
6 -	1:43.858	0.796	81.66	12:36:56.458
7 -	1:43.442 (2)	0.380	81.99	12:38:39.900
8 -	1:44.879	1.817	80.87	12:40:24.779
9 -	1:47.772	4.710	78.69	12:42:12.551
10 -	1:50.468	7.406	76.77	12:44:03.019
11 -	1:50.358	7.296	76.85	12:45:53.377
12 -	1:51.198	8.136	76.27	12:47:44.575

P12 720 Ben CUTLER				
LAP	LAP TIME	DIFF	MPH	TIME OF DAY
1 -	2:09.949	25.597	65.26	12:28:21.391
2 -	1:45.086	0.734	80.71	12:30:06.477
3 -	1:45.757	1.405	80.19	12:31:52.234
4 -	1:44.352 (1)		81.27	12:33:36.586
5 -	1:44.801 (3)	0.449	80.93	12:35:21.387
6 -	1:45.099	0.747	80.70	12:37:06.486
7 -	1:44.720 (2)	0.368	80.99	12:38:51.206
8 -	1:46.074	1.722	79.95	12:40:37.280
9 -	1:50.312	5.960	76.88	12:42:27.592
10 -	1:53.844	9.492	74.50	12:44:21.436
11 -	1:53.322	8.970	74.84	12:46:14.758
12 -	1:54.563	10.211	74.03	12:48:09.321

DIFF = Difference To Personal Best Lap

P13 796 Mark CHAPPELL				
LAP	LAP TIME	DIFF	MPH	TIME OF DAY
1 -	2:09.693	24.946	65.39	12:28:21.135
2 -	1:47.557	2.810	78.85	12:30:08.692
3 -	1:47.032	2.285	79.24	12:31:55.724
4 -	1:46.106	1.359	79.93	12:33:41.830
5 -	1:45.464 (2)	0.717	80.42	12:35:27.294
6 -	1:45.607 (3)	0.860	80.31	12:37:12.901
7 -	1:44.747 (1)		80.97	12:38:57.648
8 -	1:47.691	2.944	78.75	12:40:45.339
9 -	1:53.357	8.610	74.82	12:42:38.696
10 -	1:51.657	6.910	75.96	12:44:30.353
11 -	1:52.118	7.371	75.64	12:46:22.471
12 -	1:53.980	9.233	74.41	12:48:16.451

P14 729 Darren JEREMIAH				
LAP	LAP TIME	DIFF	MPH	TIME OF DAY
1 -	2:10.818	25.012	64.83	12:28:22.260
2 -	1:45.806 (1)		80.16	12:30:08.066
3 -	1:47.866 (3)	2.060	78.63	12:31:55.932
4 -	1:49.093	3.287	77.74	12:33:45.025
5 -	1:47.967	2.161	78.55	12:35:32.992
6 -	1:46.118 (2)	0.312	79.92	12:37:19.110
7 -	1:51.598	5.792	76.00	12:39:10.708
8 -	1:50.095	4.289	77.03	12:41:00.803
9 -	1:54.655	8.849	73.97	12:42:55.458
10 -	1:56.249	10.443	72.96	12:44:51.707
11 -	2:01.721	15.915	69.68	12:46:53.428

P15 721 Arnold DUNCAN				
LAP	LAP TIME	DIFF	MPH	TIME OF DAY
1 -	2:37.416 P	51.684	53.88	12:28:48.858
2 -	5:15.814	3:30.082	26.85	12:34:04.672
3 -	1:46.592 (3)	0.860	79.57	12:35:51.264
4 -	1:46.082 (2)	0.350	79.95	12:37:37.346
5 -	1:45.732 (1)		80.21	12:39:23.078
6 -	1:48.576	2.844	78.11	12:41:11.654
7 -	1:51.083	5.351	76.35	12:43:02.737
8 -	1:53.741	8.009	74.56	12:44:56.478
9 -	1:53.610	7.878	74.65	12:46:50.088

P16 6 Graeme DAVIS				
LAP	LAP TIME	DIFF	MPH	TIME OF DAY
1 -	1:49.225	7.588	77.65	12:28:00.667
2 -	1:41.744 (2)	0.107	83.36	12:29:42.411
3 -	1:42.068	0.431	83.09	12:31:24.479
4 -	1:42.184	0.547	83.00	12:33:06.663
5 -	1:41.637 (1)		83.45	12:34:48.300
6 -	1:42.050	0.413	83.11	12:36:30.350
7 -	1:42.874	1.237	82.44	12:38:13.224
8 -	1:42.003 (3)	0.366	83.15	12:39:55.227
9 -	1:44.914	3.277	80.84	12:41:40.141
10 -	1:48.177	6.540	78.40	12:43:28.318
11 -	1:48.514	6.877	78.16	12:45:16.832

P17 712 Greg DAW				
LAP	LAP TIME	DIFF	MPH	TIME OF DAY
1 -	2:05.271	24.518	67.70	12:28:16.713
2 -	1:42.362	1.609	82.85	12:29:59.075
3 -	1:41.778 (2)	1.025	83.33	12:31:40.853

Thruxton

Circuit Length = 2.3560 miles

Start: 12:26 Flag 12:46 End: 12:49

Weather / Track : Showers / Damp

Mini Se7en Championship

RACE 9 - LAP ANALYSIS

DIFF = Difference To Personal Best Lap

4 -	1:43.012	2.259	82.33	12:33:23.865
5 -	1:41.879 (3)	1.126	83.25	12:35:05.744
6 -	1:40.753 (1)		84.18	12:36:46.497
7 -	1:46.858	6.105	79.37	12:38:33.355
8 -	1:43.540	2.787	81.91	12:40:16.895
9 -	1:44.850	4.097	80.89	12:42:01.745
10 -	1:48.627	7.874	78.08	12:43:50.372
11 -	1:48.581	7.828	78.11	12:45:38.953

P18 758 Matthew AYRES

LAP	LAP TIME	DIFF	MPH	TIME OF DAY
1 -	2:05.758	24.343	67.44	12:28:17.200
2 -	1:41.672	0.257	83.42	12:29:58.872
3 -	1:41.442 (2)	0.027	83.61	12:31:40.314
4 -	1:43.033	1.618	82.31	12:33:23.347
5 -	1:41.533 (3)	0.118	83.53	12:35:04.880
6 -	1:42.390	0.975	82.83	12:36:47.270
7 -	1:41.415 (1)		83.63	12:38:28.685

P19 10 Julian PROCTOR

LAP	LAP TIME	DIFF	MPH	TIME OF DAY
1 -	1:54.639 (1)		73.98	12:28:06.081
2 -	1:53.000 P		75.05	12:29:59.081

Mini Se7en Championship

RACE 9 - STATISTICS

Competitors Started 20
Planned Start 2020-10-25 @ 12:20:00.000
Actual Start 2020-10-25 @ 12:26:11.441
Finish Time 2020-10-25 @ 12:46:39.919
Track Length 2.3560mi.
Total Laps 207
Total Distance Covered 487.6927mi.

Session Fastest Lap History

NO	CL	NAME	LAP TIME	TIME OF DAY	LAP	VEHICLE
01	7	Jeff SMITH	1:47.647	12:27:59.116	1	Mini Se7en 998
01	7	Jeff SMITH	1:40.305	12:29:39.419	2	Mini Se7en 998
77	7	Andrew DEVINY	1:39.607	12:29:41.526	2	Mini Se7en 998
2	7	Joe THOMPSON	1:39.579	12:31:19.263	3	Mini Se7en 998
01	7	Jeff SMITH	1:38.777	12:32:58.415	4	Mini Se7en 998

Session Leader History

NO	CL	NAME	FROM LAP	LAPS LED	DISTANCE	VEHICLE
01	7	Jeff SMITH	1	2	4.71 miles	Mini Se7en 998
2	7	Joe THOMPSON	3	1	2.35 miles	Mini Se7en 998
01	7	Jeff SMITH	4	2	4.71 miles	Mini Se7en 998
2	7	Joe THOMPSON	6	1	2.35 miles	Mini Se7en 998
01	7	Jeff SMITH	7	6	14.13 miles	Mini Se7en 998

Flag History

TYPE	TIME OF DAY
GREEN	12:26:11.441
FINISH	12:46:39.919

Flag Statistics

TYPE	COUNT	TOTAL LAPS	TOTAL TIME
Green	1	12	23:01.569
Red	0	0	0.000
Safety Car	0	0	0.000
FCY	0	0	0.000

Mini Se7en Championship

RACE 9 - STATISTICS

CLASS : 7

10 Starters

Fastest Lap History

NO	NAME	LAP TIME	TIME OF DAY	LAP	VEHICLE
01	Jeff SMITH	1:47.647	12:27:59.116	1	Mini Se7en 998
01	Jeff SMITH	1:40.305	12:29:39.419	2	Mini Se7en 998
77	Andrew DEVINY	1:39.607	12:29:41.526	2	Mini Se7en 998
2	Joe THOMPSON	1:39.579	12:31:19.263	3	Mini Se7en 998
01	Jeff SMITH	1:38.777	12:32:58.415	4	Mini Se7en 998

Leader History

NO	NAME	FROM LAP	LAPS LED	DISTANCE	VEHICLE
01	Jeff SMITH	1	2	4.71 miles	Mini Se7en 998
2	Joe THOMPSON	3	1	2.35 miles	Mini Se7en 998
01	Jeff SMITH	4	2	4.71 miles	Mini Se7en 998
2	Joe THOMPSON	6	1	2.35 miles	Mini Se7en 998
01	Jeff SMITH	7	6	14.13 miles	Mini Se7en 998

Mini Se7en Championship

RACE 9 - STATISTICS

CLASS : 7 S

10 Starters

Fastest Lap History

NO	NAME	LAP TIME	TIME OF DAY	LAP	VEHICLE
736	Thorburn ASTIN	2:04.256	12:28:15.732	1	Mini Se7en S 1275
787	Connor O BRIEN	1:41.337	12:29:57.284	2	Mini Se7en S 1275
787	Connor O BRIEN	1:41.054	12:35:04.468	5	Mini Se7en S 1275
712	Greg DAW	1:40.753	12:36:46.524	6	Mini Se7en S 1275

Leader History

NO	NAME	FROM LAP	LAPS LED	DISTANCE	VEHICLE
736	Thorburn ASTIN	1	1	2.35 miles	Mini Se7en S 1275
787	Connor O BRIEN	2	2	4.71 miles	Mini Se7en S 1275
736	Thorburn ASTIN	4	4	9.42 miles	Mini Se7en S 1275
787	Connor O BRIEN	8	5	11.78 miles	Mini Se7en S 1275