DUNLOP MINI CHALLENGE SUPPORTED BY MINI SPARES

Rounds 3, 4 & 5
Brands Hatch GP

8th & 9th August 2020

Results Provided by Timing Solutions Ltd
www.tsl-timing.com

Brands Hatch GP

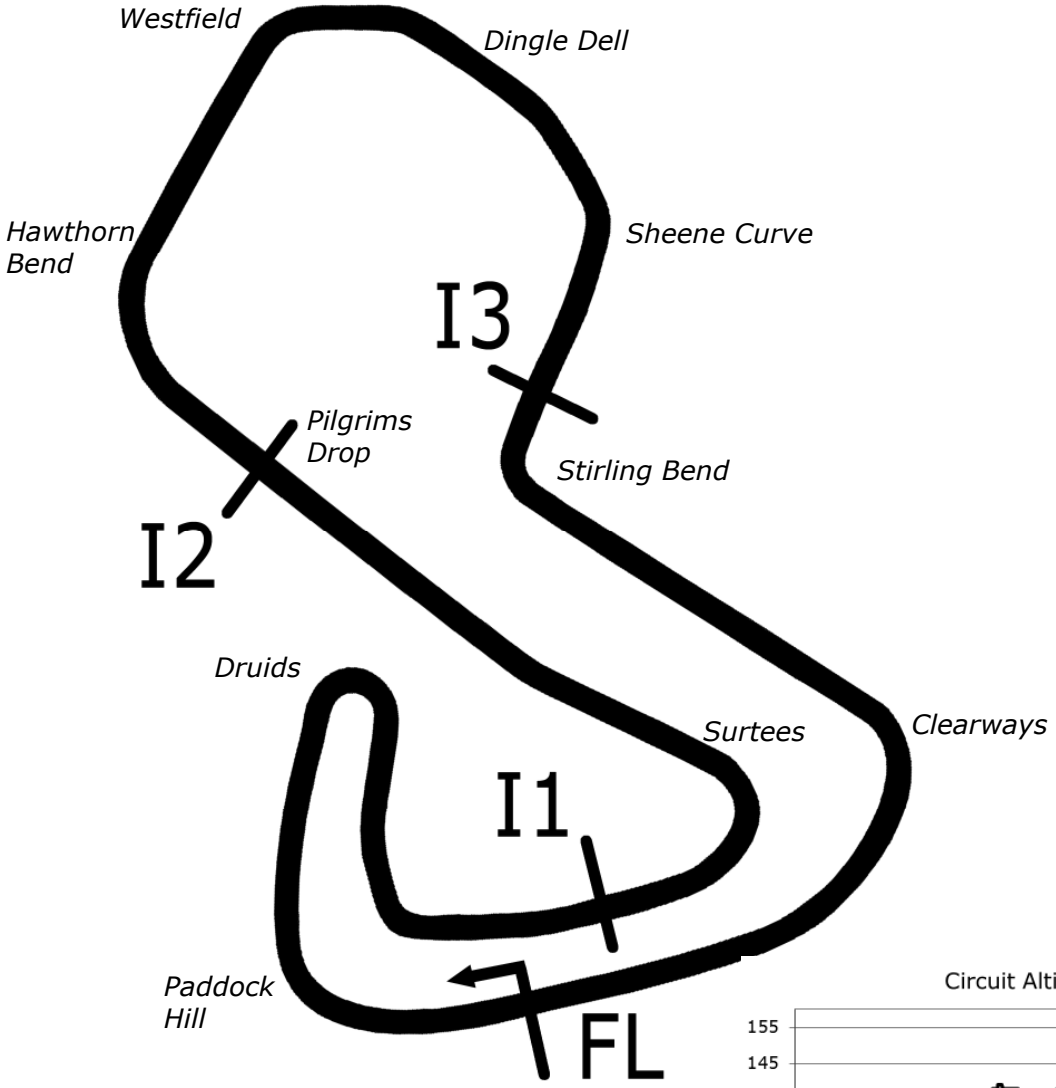

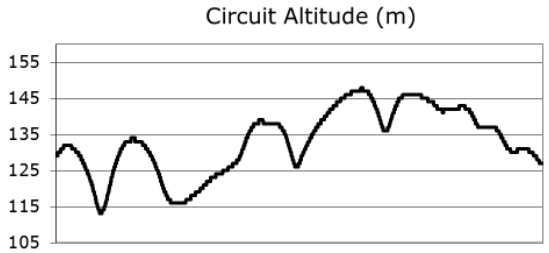

Length	2.4332 miles	3916.0 m	
FL		51.36032 N	0.26032 E
I1	1116m	51.35934 N	0.25955 E
I2	1796m	51.35628 N	0.22660 E
I3	2928m	51.35532 N	0.26250 E
Pit Entry	3646m	51.35911 N	0.25743 E
Pit Exit	26m after FL	51.36027 N	0.26078 E

Pit Entry–Pit Exit 277m, 16.6s @60kph, 12.4s @80kph

All results available at www.tsl-timing.com

2020 Dunlop Mini Challenges supported by Mini Spares

QUALIFYING - ROUND 3 - CLASSIFICATION

POS	NO	CL	PIC	NAME	NAT	ENTRY	TIME	ON	LAPS	GAP	DIFF	MPH
1	23	Mig	1	Rupert DEETH		Mini Miglia 1293 - Team Deeth Racing / Mini Spares	1:44.115	5	6			84.13
2	21	Mig	2	Aaron SMITH		Mini Miglia 1293 - Triple AAA Racing / KAD	1:44.453	2	5	0.338	0.338	83.86
3	56	Mig	3	Nick PADMORE		Mini Miglia 1293 - Team Old Forge Racing	1:44.578	3	5	0.463	0.125	83.76
4	11	Mig	4	Kane ASTIN		Mini Miglia 1293 - One Broker Insurance	1:45.031	10	14	0.916	0.453	83.40
5	48	Mig	5	Lee DEEGAN		Mini Miglia 1275 - Regency Autos	1:45.265	3	10	1.150	0.234	83.21
6	70	Mig	6	Andrew JORDAN		Mini Miglia 1293 - Jordan Racing Team	1:45.304	6	14	1.189	0.039	83.18
7	85*	Mig	7	Sam SUMMERHAYES		Mini Miglia 1293 - Mini Spares / Lodway Service Station	1:45.507	12	16	1.392	0.203	83.02
8	0	Mig	8	Colin PEACOCK		Mini Miglia 1293 - Privateer	1:45.600	11	13	1.485	0.093	82.95
9	171	Lib	1	Dan LEWIS		Mini Libre 1293 - Privateer	1:45.601	7	9	1.486	0.001	82.95
10	53	Mig	9	Niven BURGE		Mini Miglia 1275 - Burge & Sons Builders Ltd Racing	1:46.235	3	13	2.120	0.634	82.45
11	4	Mig	10	Jason PORTER		Mini Miglia 1293 - Privateer	1:46.302	10	16	2.187	0.067	82.40
12	78	Mig	11	Scott KENDALL		Mini Miglia 1293 - Privateer	1:46.330	3	13	2.215	0.028	82.38
13	29	Mig	12	Dave DREW		Mini Miglia 1293 - Privateer	1:46.518	3	14	2.403	0.188	82.23
14	37	Mig	13	James CUTHBERTSON		Mini Miglia 1293 - Bomford Turner Ltd / SMMC	1:47.072	4	14	2.957	0.554	81.81
15	500*	Lib	2	Rob DAVIS		Mini Libre 1380 - Privateer	1:47.353	7	10	3.238	0.281	81.59
16	113	Lib	3	Phil HARVEY		Mini Libre 1380 - Cheltenham Motor Club	1:48.228	12	16	4.113	0.875	80.93
17	69	Mig	14	Tony LE MAY		Mini Miglia 1293 - Delmonte Garage	1:48.467	8	13	4.352	0.239	80.76
18	132	Lib	4	Darren COX		Mini Libre 1380 - Privateer	1:49.224	14	14	5.109	0.757	80.20
19	17	Mig	15	Richard JESSOP		Mini Miglia 1293 - Privateer	1:49.314	10	11	5.199	0.090	80.13
20	72	Mig	16	Robert HOWARD		Mini Miglia 1293 - Privateer	1:49.887	3	9	5.772	0.573	79.71
21	474	Lib	5	Josh EVANS		Mini Libre 1399 - Privateer	1:51.106	5	5	6.991	1.219	78.84
22	86	Mig	17	Jason BALDING		Mini Miglia 1293 - Privateer	1:51.849	10	10	7.734	0.743	78.31
23	32*	Mig	18	Endaf OWENS		Mini Miglia 1298 - Owens Fabrications / Caffi Rhiannon	1:51.857	3	5	7.742	0.008	78.31
24	1	7	1	Jeff SMITH		Mini Se7en 998 - Privateer	1:53.302	6	15	9.187	1.445	77.31
25	27	Mig	19	Peter HARRIES		Mini Miglia 1292 - Privateer	1:54.889	4	6	10.774	1.587	76.24
26	46	7	2	Max HUNTER		Mini Se7en 1000 - Hunter Racetech	1:54.901	7	7	10.786	0.012	76.23
27	77	7	3	Andrew DEVINY		Mini Se7en 998 - Privateer	1:54.932	11	11	10.817	0.031	76.21
28	49*	7	4	Ross BILLISON		Mini Se7en 998 - Leftline Motorsport	1:55.466	4	8	11.351	0.534	75.86
29	787	7 S	1	Connor O'BRIEN		Mini Se7en S 1293 - Privateer	1:55.886	7	12	11.771	0.420	75.59
30	76	7	5	Jo POLLEY		Mini Se7en 998 - Privateer	1:56.153	10	15	12.038	0.267	75.41
31	711	7 S	2	Damien HARRINGTON		Mini Se7en S 1300 - Privateer	1:56.903	11	14	12.788	0.750	74.93
32	7	7	6	Leon Oli WINDOW		Mini Se7en 998 - Team SMG / Baffle Haus	1:57.475	11	14	13.360	0.572	74.56
33	73	7	7	Spencer WANSTALL		Mini Se7en 998 - Mini Spares / KAD	1:57.508	3	4	13.393	0.033	74.54
34	758	7 S	3	Matthew AYRES		Mini Se7en S 1300 - Privateer	1:57.674	11	11	13.559	0.166	74.44
35	5	7	8	Lee ROBERTS		Mini Se7en 998 - Whights Classic Paint Restoration	1:57.724	5	11	13.609	0.050	74.40
36	6	7	9	Graeme DAVIS		Mini Se7en 998 - Privateer	1:57.738	10	12	13.623	0.014	74.40
37	38	7	10	Steven HOPPER		Mini Se7en 998 - D&P Motors / Roonspeed	1:57.800	8	12	13.685	0.062	74.36
38	712*	7 S	4	Greg DAW		Mini Se7en S 1293 - Paul Inch Engine Services	1:57.877	10	14	13.762	0.077	74.31
39	736*	7 S	5	Thorburn ASTIN		Mini Se7en S 1275 - Privateer	1:58.413	12	13	14.298	0.536	73.97
40	26	Mig	20	Peter ARNOLD		Mini Miglia 1293 - Arnold Racing	1:59.268	7	8	15.153	0.855	73.44
41	10	7	11	Julian PROCTOR		Mini Se7en 998 - Privateer	1:59.349	7	9	15.234	0.081	73.39
42	720	7 S	6	Ben CUTLER		Mini Se7en S 1293 - Privateer	1:59.747	6	9	15.632	0.398	73.15
43	715	7 S	7	Jonnie KENT		Mini Se7en S 1275 - Privateer	2:00.423	6	14	16.308	0.676	72.74
44	742	7 S	8	Benjamin BUTLER		Mini Se7en S 1275 - Privateer	2:02.412	4	13	18.297	1.989	71.56
45	31	7	12	Jordan SIMS		Mini Se7en 998 - Clearsons / Roonspeed	2:02.958	4	4	18.843	0.546	71.24
46	57	7	13	Philip GILLIBRAND		Mini Se7en 998 - Privateer	2:03.652	4	14	19.537	0.694	70.84
47	795	7 S	9	Stuart GILBY		Mini Se7en S 1275 - Privateer	2:06.161	2	3	22.046	2.509	69.43
48	796	7 S	10	Mark CHAPPELL		Mini Se7en S 1275 - Privateer	2:11.788	3	4	27.673	5.627	66.46
49	729	7 S	11	Darren JEREMIAH		Mini Se7en S 1300 - Privateer	2:13.209	3	7	29.094	1.421	65.76

No. 49, 85, 500, 712, 736 - 1 Lap time disallowed; exceeding track limits.
No. 32 - 2 Lap times disallowed; exceeding track limits.

Brands Hatch GP
Circuit Length = 2.4332 miles
Start: 13:02 Flag 13:32 End: 13:35

Weather / Track : Bright / Dry
These results are provisional until the conclusion of any judicial and technical matters.

Race Director :	Stewards :	Timekeeper :

Results can be found at www.tsl-timing.com

Printed - 13:35 Saturday, 08 August 2020

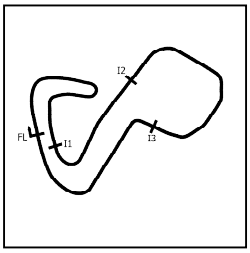

2020 Dunlop Mini Challenges supported by Mini Spares

QUALIFYING - ROUND 3 - SECTOR ANALYSIS

SECTOR 1 = FL to I1, SECTOR 2 = I1 to I2 SECTOR 3 = I2 to I3, SECTOR 4 = I3 to FL, DIFF = Difference To Personal Best Lap, P = Crossed Finish Line in Pit Lane, D = Time Disallowed

P1 23 Mig Rupert DEETH

Mini Miglia 1293 - Team Deeth Racing / Mini Spares

IDEAL LAP TIME : 1:43.780 BEST LAP TIME : 1:44.115 DIFFERENCE : 0.335

LAP	SECTOR 1		SECTOR 2		SECTOR 3		SECTOR 4		LAP TIME		MPH	DIFF	TIME OF DAY
1 -	OUTLAP	86.5	20.594	106.1	27.810	77.2	25.722	103.4	1:50.743		79.10	6.628	13:04:06.915
2 -	32.888	87.7	19.945	107.3	26.573	***89.7***	***25.168***	***105.6***	1:44.574	**(3)**	83.76	0.459	13:05:51.489
3 -	34.471	88.5	21.915	92.5	35.997	47.9	IN PIT		14:29.078	**P**	10.07	12:44.963	13:20:20.567
4 -	OUTLAP	69.5	21.965	103.0	33.005	82.8	25.292	105.3	2:00.053		72.96	15.938	13:22:20.620
5 -	***32.413***	***89.9***	***19.703***	***110.1***	26.808	87.2	25.191	105.5	***1:44.115***	**(1)**	***84.13***		***13:24:04.735***
6 -	32.766	89.2	19.734	108.7	***26.496***	87.3	25.340	105.1	1:44.336	**(2)**	83.95	0.221	13:25:49.071

P2 21 Mig Aaron SMITH

Mini Miglia 1293 - Triple AAA Racing / KAD

IDEAL LAP TIME : 1:44.050 BEST LAP TIME : 1:44.453 DIFFERENCE : 0.403

LAP	SECTOR 1		SECTOR 2		SECTOR 3		SECTOR 4		LAP TIME		MPH	DIFF	TIME OF DAY
1 -	OUTLAP	79.4	21.039	106.5	32.756	64.2	26.595	103.0	2:02.245		71.65	17.792	13:04:57.599
2 -	32.591	87.9	***19.822***	107.5	26.828	86.3	***25.212***	***107.0***	***1:44.453***	**(1)**	***83.86***		***13:06:42.052***
3 -	***32.370***	***89.0***	19.923	***108.5***	26.678	84.9	25.561	106.3	1:44.532	**(3)**	83.80	0.079	13:08:26.584
4 -	37.375	51.9	26.643	80.1	36.721	50.0	30.566	103.7	2:11.305		66.71	26.852	13:10:37.889
5 -	32.558	88.7	19.917	107.3	***26.646***	***87.1***	25.340	104.0	1:44.461	**(2)**	83.85	0.008	13:12:22.350

P3 56 Mig Nick PADMORE

Mini Miglia 1293 - Team Old Forge Racing

IDEAL LAP TIME : 1:44.578 BEST LAP TIME : 1:44.578 DIFFERENCE : 0.000

LAP	SECTOR 1		SECTOR 2		SECTOR 3		SECTOR 4		LAP TIME		MPH	DIFF	TIME OF DAY
1 -	OUTLAP	80.6	21.403	101.2	30.582	71.6	26.226	103.0	1:58.244		74.08	13.666	13:04:27.278
2 -	33.424	89.3	20.043	106.6	29.470	59.3	25.939	103.5	1:48.876	**(2)**	80.45	4.298	13:06:16.154
3 -	***32.542***	***90.0***	***19.779***	107.8	***27.123***	***82.2***	***25.134***	***106.3***	***1:44.578***	**(1)**	***83.76***		***13:08:00.732***
4 -	35.183	88.3	20.716	106.0	28.123	76.0	IN PIT		4:25.604	**P**	32.98	2:41.026	13:12:26.336
5 -	OUTLAP	84.9	20.382	***108.2***	28.777	79.9	25.714	103.0	1:52.133		78.12	7.555	13:14:18.469

P4 11 Mig Kane ASTIN

Mini Miglia 1293 - One Broker Insurance

IDEAL LAP TIME : 1:44.609 BEST LAP TIME : 1:45.031 DIFFERENCE : 0.422

LAP	SECTOR 1		SECTOR 2		SECTOR 3		SECTOR 4		LAP TIME		MPH	DIFF	TIME OF DAY
1 -	OUTLAP	83.8	20.720	106.6	28.021	78.4	***25.313***	106.5	1:52.006		78.20	6.975	13:04:12.937
2 -	32.996	88.4	20.087	***109.8***	26.869	83.8	25.350	***107.0***	1:45.302		83.18	0.271	13:05:58.239
3 -	33.223	87.3	20.317	109.4	29.351	77.9	26.140	104.2	1:49.031		80.34	4.000	13:07:47.270
4 -	32.753	87.7	20.036	107.3	***26.860***	***86.7***	25.521	105.0	1:45.170	**(2)**	83.29	0.139	13:09:32.440
5 -	32.631	87.6	20.098	108.7	27.095	85.7	25.361	106.6	1:45.185	**(3)**	83.28	0.154	13:11:17.625
6 -	36.166	68.6	24.385	83.8	33.534	67.9	IN PIT		5:31.221	**P**	26.44	3:46.190	13:16:48.846
7 -	OUTLAP	75.7	22.004	92.0	32.192	72.8	26.530	102.4	2:01.887		71.86	16.856	13:18:50.733
8 -	32.668	88.5	20.140	106.3	27.010	86.1	25.659	102.9	1:45.477		83.04	0.446	13:20:36.210
9 -	33.536	85.1	20.889	107.3	28.361	82.4	25.588	105.0	1:48.374		80.82	3.343	13:22:24.584
10 -	***32.609***	***89.4***	***19.827***	109.4	27.124	86.5	25.471	103.4	***1:45.031***	**(1)**	***83.40***		***13:24:09.615***
11 -	32.874	87.0	20.430	102.6	31.542	68.6	26.703	102.7	1:51.549		78.52	6.518	13:26:01.164
12 -	33.691	79.7	23.001	86.0	31.825	73.6	25.602	105.1	1:54.119		76.76	9.088	13:27:55.283
13 -	33.229	75.1	21.564	100.7	29.719	77.6	26.022	103.5	1:50.534		79.25	5.503	13:29:45.817
14 -	32.990	87.8	19.943	107.0	28.450	72.7	26.087	103.4	1:47.470		81.50	2.439	13:31:33.287

Weather / Track : Bright / Dry

Brands Hatch GP
Circuit Length = 2.4332 miles
Start: 13:02 Flag 13:32 End: 13:35

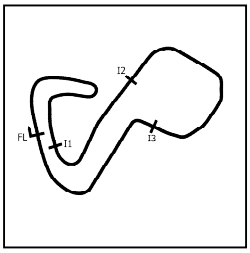

2020 Dunlop Mini Challenges supported by Mini Spares

QUALIFYING - ROUND 3 - SECTOR ANALYSIS

SECTOR 1 = FL to I1, SECTOR 2 = I1 to I2 SECTOR 3 = I2 to I3, SECTOR 4 = I3 to FL, DIFF = Difference To Personal Best Lap, P = Crossed Finish Line in Pit Lane, D = Time Disallowed

P5 48 Mig Lee DEEGAN Mini Miglia 1275 - Regency Autos

IDEAL LAP TIME : 1:44.804 BEST LAP TIME : 1:45.265 DIFFERENCE : 0.461

LAP	SECTOR 1		SECTOR 2		SECTOR 3		SECTOR 4		LAP TIME		MPH	DIFF	TIME OF DAY
1 -	OUTLAP	42.6	21.932	106.6	28.679	73.1	26.632	104.3	1:57.421		74.60	12.156	13:04:31.982
2 -	33.006	89.3	20.043	109.1	27.629	79.3	25.760	104.8	1:46.438		82.29	1.173	13:06:18.420
3 -	32.693	89.5	***19.931***	***110.7***	27.293	80.6	***25.348***	***109.1***	***1:45.265***	**(1)**	***83.21***		***13:08:03.685***
4 -	36.287	76.8	21.025	96.5	30.536	67.7	IN PIT		4:33.347	**P**	32.04	2:48.082	13:12:37.032
5 -	OUTLAP	85.9	20.894	103.4	29.025	73.4	26.263	103.5	1:53.444		77.21	8.179	13:14:30.476
6 -	32.749	89.1	20.094	107.3	28.030	75.2	25.790	105.5	1:46.663		82.12	1.398	13:16:17.139
7 -	32.652	***89.8***	20.405	107.8	27.016	***82.8***	25.634	103.8	1:45.707	**(2)**	82.86	0.442	13:18:02.846
8 -	32.831	88.7	21.679	93.4	30.275	73.7	IN PIT		9:35.398	**P**	15.22	7:50.133	13:27:38.244
9 -	OUTLAP	72.5	20.995	103.5	28.441	71.8	29.085	104.5	1:59.608		73.23	14.343	13:29:37.852
10 -	***32.582***	88.6	20.147	106.8	***26.943***	69.5	26.436	104.0	1:46.108	**(3)**	82.55	0.843	13:31:23.960

P6 70 Mig Andrew JORDAN Mini Miglia 1293 - Jordan Racing Team

IDEAL LAP TIME : 1:44.194 BEST LAP TIME : 1:45.304 DIFFERENCE : 1.110

LAP	SECTOR 1		SECTOR 2		SECTOR 3		SECTOR 4		LAP TIME		MPH	DIFF	TIME OF DAY
1 -	OUTLAP	47.7	21.309	106.3	28.460	70.7	27.039	104.8	1:57.255		74.70	11.951	13:04:31.042
2 -	33.510	88.1	20.277	107.8	27.031	76.1	27.364	105.8	1:48.182		80.97	2.878	13:06:19.224
3 -	***32.356***	***89.9***	***19.625***	108.9	28.136	73.1	26.403	106.0	1:46.520		82.23	1.216	13:08:05.744
4 -	33.348	87.1	20.049	109.2	27.743	85.3	26.543	101.9	1:47.683		81.34	2.379	13:09:53.427
5 -	32.883	87.8	19.925	109.6	27.171	***86.4***	***25.530***	104.6	1:45.509	**(3)**	83.02	0.205	13:11:38.936
6 -	32.714	89.1	20.274	107.2	26.742	84.5	25.574	104.8	***1:45.304***	**(1)**	***83.18***		***13:13:24.240***
7 -	34.069	81.7	20.791	107.7	28.545	70.9	26.499	102.6	1:49.904		79.70	4.600	13:15:14.144
8 -	32.827	88.0	20.064	107.5	***26.683***	84.8	25.811	103.4	1:45.385	**(2)**	83.12	0.081	13:16:59.529
9 -	34.081	86.9	20.493	107.3	28.125	78.5	IN PIT		3:27.592	**P**	42.19	1:42.288	13:20:27.121
10 -	OUTLAP	87.9	20.149	108.4	32.378	77.3	26.196	105.6	1:55.765		75.66	10.461	13:22:22.886
11 -	32.823	88.7	19.871	109.1	27.467	83.4	26.975	***107.2***	1:47.136		81.76	1.832	13:24:10.022
12 -	32.618	***89.9***	20.893	94.3	31.791	70.4	26.653	105.5	1:51.955		78.24	6.651	13:26:01.977
13 -	33.807	72.3	23.352	91.1	31.084	79.8	26.812	104.6	1:55.055		76.13	9.751	13:27:57.032
14 -	32.822	88.7	20.796	92.4	29.994	78.5	26.277	105.3	1:49.889		79.71	4.585	13:29:46.921

P7 85 Mig Sam SUMMERHAYES Mini Miglia 1293 - Mini Spares / Lodway Service Station

IDEAL LAP TIME : 1:44.664 BEST LAP TIME : 1:45.507 DIFFERENCE : 0.843

LAP	SECTOR 1		SECTOR 2		SECTOR 3		SECTOR 4		LAP TIME		MPH	DIFF	TIME OF DAY
1 -	OUTLAP	84.8	20.576	107.3	28.897	78.3	25.579	104.8	1:53.154		77.41	7.647	13:04:12.797
2 -	33.471	89.1	20.202	98.2	27.807	***87.7***	***25.110***	***108.4***	1:46.590	**(3)**	82.18	1.083	13:05:59.387
3 -	***32.663***	***90.1***	19.765	***111.4***	30.049	72.7	25.787	107.2	1:48.264		80.91	2.757	13:07:47.651
4 -	32.838	89.5	19.806	105.5	27.633	84.9	25.468	106.8	~~1:45.745~~	**D**	82.83	0.238	13:09:33.396
5 -	32.976	89.5	***19.685***	110.1	27.651	85.5	25.279	106.5	1:45.591	**(2)**	82.96	0.084	13:11:18.987
6 -	34.379	85.9	21.955	100.0	30.478	71.8	IN PIT		4:03.787	**P**	35.93	2:18.280	13:15:22.774
7 -	OUTLAP	86.7	20.684	97.8	29.189	80.6	26.202	102.6	1:58.573		73.87	13.066	13:17:21.347
8 -	33.649	88.4	19.949	108.2	27.443	85.4	25.828	104.2	1:46.869		81.96	1.362	13:19:08.216
9 -	33.645	88.0	19.970	107.7	28.197	86.0	25.897	103.7	1:47.709		81.32	2.202	13:20:55.925
10 -	33.030	88.6	20.252	108.5	28.687	58.2	29.516	105.1	1:51.485		78.57	5.978	13:22:47.410
11 -	32.941	87.9	19.958	108.2	27.881	84.4	25.823	104.5	1:46.603		82.17	1.096	13:24:34.013
12 -	32.946	88.5	19.939	109.1	***27.206***	86.2	25.416	105.8	***1:45.507***	**(1)**	***83.02***		***13:26:19.520***
13 -	33.933	82.6	20.557	109.8	28.236	82.5	26.412	103.7	1:49.138		80.26	3.631	13:28:08.658
14 -	36.335	66.9	21.766	103.4	28.676	83.8	26.097	103.7	1:52.874		77.60	7.367	13:30:01.532
15 -	33.087	88.5	19.874	109.1	29.387	82.6	26.030	105.1	1:48.378		80.82	2.871	13:31:49.910
16 -	33.153	88.3	20.200	107.5	29.476	56.6	27.936	103.5	1:50.765		79.08	5.258	13:33:40.675

Weather / Track : Bright / Dry

Brands Hatch GP
Circuit Length = 2.4332 miles
Start: 13:02 Flag 13:32 End: 13:35

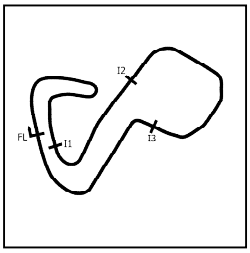

2020 Dunlop Mini Challenges supported by Mini Spares

QUALIFYING - ROUND 3 - SECTOR ANALYSIS

SECTOR 1 = FL to I1, SECTOR 2 = I1 to I2 SECTOR 3 = I2 to I3, SECTOR 4 = I3 to FL, DIFF = Difference To Personal Best Lap, P = Crossed Finish Line in Pit Lane, D = Time Disallowed

P8 0 Mig Colin PEACOCK Mini Miglia 1293 - Privateer

IDEAL LAP TIME : 1:45.413 BEST LAP TIME : 1:45.600 DIFFERENCE : 0.187

LAP	SECTOR 1		SECTOR 2		SECTOR 3		SECTOR 4		LAP TIME	MPH	DIFF	TIME OF DAY
1 -	OUTLAP	85.0	21.479	107.2	28.779	80.0	26.278	103.0	1:55.176	76.05	9.576	13:04:08.984
2 -	33.640	88.0	20.120	106.6	27.907	83.1	25.772	104.2	1:47.439	81.53	1.839	13:05:56.423
3 -	***32.818***	89.4	20.095	108.5	28.308	84.2	25.591	104.5	1:46.812	82.01	1.212	13:07:43.235
4 -	33.439	87.2	***20.037***	108.9	27.898	83.7	25.706	105.1	1:47.080	81.80	1.480	13:09:30.315
5 -	32.954	88.7	20.041	***109.4***	27.807	84.6	26.217	103.0	1:47.019	81.85	1.419	13:11:17.334
6 -	33.096	88.3	20.101	107.7	27.323	***88.1***	25.863	104.3	1:46.383 **(3)**	82.34	0.783	13:13:03.717
7 -	32.925	88.1	20.103	108.0	27.015	80.1	25.931	103.7	1:45.974 **(2)**	82.66	0.374	13:14:49.691
8 -	32.953	88.4	20.047	107.8	27.764	86.7	26.234	104.2	1:46.998	81.86	1.398	13:16:36.689
9 -	33.111	87.4	20.246	107.2	27.111	84.9	25.941	103.8	1:46.409	82.32	0.809	13:18:23.098
10 -	33.006	87.7	20.123	107.5	27.911	81.9	26.791	104.2	1:47.831	81.23	2.231	13:20:10.929
11 -	32.901	88.7	20.141	107.2	***26.974***	86.5	***25.584***	104.2	***1:45.600*** **(1)**	***82.95***		***13:21:56.529***
12 -	33.943	86.8	21.123	106.5	27.022	85.5	25.587	***108.4***	1:47.675	81.35	2.075	13:23:44.204
13 -	32.907	***89.8***	20.089	109.2	28.080	78.4	25.943	107.8	1:47.019	81.85	1.419	13:25:31.223

P9 171 Lib Dan LEWIS Mini Libre 1293 - Privateer

IDEAL LAP TIME : 1:45.277 BEST LAP TIME : 1:45.601 DIFFERENCE : 0.324

LAP	SECTOR 1		SECTOR 2		SECTOR 3		SECTOR 4		LAP TIME	MPH	DIFF	TIME OF DAY
1 -	OUTLAP	70.0	21.460	106.3	29.380	65.8	27.648	102.6	1:57.984	74.24	12.383	13:04:38.905
2 -	34.231	88.6	20.433	108.0	27.710	75.0	26.581	104.0	1:48.955	80.39	3.354	13:06:27.860
3 -	33.166	89.5	19.996	108.5	27.374	78.0	***25.723***	106.1	1:46.259 **(3)**	82.43	0.658	13:08:14.119
4 -	33.188	88.6	20.192	109.2	28.364	76.0	26.313	104.5	1:48.057	81.06	2.456	13:10:02.176
5 -	33.215	89.0	20.509	108.5	27.291	79.0	IN PIT		8:18.022 **P**	17.58	6:32.421	13:18:20.198
6 -	OUTLAP	88.8	19.953	109.6	27.933	78.6	26.323	106.0	1:52.115	78.13	6.514	13:20:12.313
7 -	***32.770***	90.0	***19.950***	109.4	***26.834***	***80.9***	26.047	105.6	***1:45.601*** **(1)**	***82.95***		***13:21:57.914***
8 -	32.936	***91.8***	20.361	108.5	26.997	79.7	25.814	106.3	1:46.108 **(2)**	82.55	0.507	13:23:44.022
9 -	33.744	90.5	20.435	***110.0***	27.817	75.6	25.727	***108.4***	1:47.723	81.31	2.122	13:25:31.745

P10 53 Mig Niven BURGE Mini Miglia 1275 - Burge & Sons Builders Ltd Racing

IDEAL LAP TIME : 1:45.853 BEST LAP TIME : 1:46.235 DIFFERENCE : 0.382

LAP	SECTOR 1		SECTOR 2		SECTOR 3		SECTOR 4		LAP TIME	MPH	DIFF	TIME OF DAY
1 -	OUTLAP	84.7	21.051	107.7	29.824	72.9	25.902	***106.1***	1:55.961	75.54	9.726	13:04:44.839
2 -	33.055	88.4	20.508	107.0	27.775	82.5	***25.532***	104.2	1:46.870 **(3)**	81.96	0.635	13:06:31.709
3 -	32.898	88.8	***20.049***	107.5	27.574	84.3	25.714	102.9	***1:46.235*** **(1)**	***82.45***		***13:08:17.944***
4 -	***32.812***	89.0	20.125	107.2	***27.460***	***87.0***	27.814	100.7	1:48.211	80.95	1.976	13:10:06.155
5 -	37.054	73.4					IN PIT		3:51.686 **P**	37.80	2:05.451	13:13:57.841
6 -	OUTLAP	70.7	22.777	95.1	32.507	71.0	26.128	104.2	2:03.130	71.14	16.895	13:16:00.971
7 -	32.845	87.1	20.236	108.2	27.834	78.7	28.205	80.3	1:49.120	80.27	2.885	13:17:50.091
8 -	38.687	85.7	20.771	100.7	28.409	82.1	26.160	104.0	1:54.027	76.82	7.792	13:19:44.118
9 -	32.838	***89.4***	21.805	***108.7***	28.132	81.2	26.022	103.0	1:48.797	80.51	2.562	13:21:32.915
10 -	32.919	88.7	20.134	106.3	27.929	82.4	25.977	102.9	1:46.959	81.89	0.724	13:23:19.874
11 -	32.944	88.4	20.073	107.0	27.576	82.2	25.880	102.7	1:46.473 **(2)**	82.27	0.238	13:25:06.347
12 -	36.145	74.1	21.348	94.6	29.822	67.7	26.973	102.7	1:54.288	76.64	8.053	13:27:00.635
13 -	34.070	69.9	22.917	80.2	33.867	66.8	26.978	102.2	1:57.832	74.34	11.597	13:28:58.467

Weather / Track : Bright / Dry

Brands Hatch GP
Circuit Length = 2.4332 miles
Start: 13:02 Flag 13:32 End: 13:35

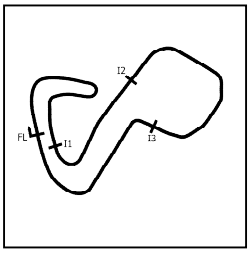

2020 Dunlop Mini Challenges supported by Mini Spares

QUALIFYING - ROUND 3 - SECTOR ANALYSIS

SECTOR 1 = FL to I1, SECTOR 2 = I1 to I2 SECTOR 3 = I2 to I3, SECTOR 4 = I3 to FL, DIFF = Difference To Personal Best Lap, P = Crossed Finish Line in Pit Lane, D = Time Disallowed

P11 4 Mig Jason PORTER Mini Miglia 1293 - Privateer

IDEAL LAP TIME : 1:45.974 BEST LAP TIME : 1:46.302 DIFFERENCE : 0.328

LAP	SECTOR 1		SECTOR 2		SECTOR 3		SECTOR 4		LAP TIME		MPH	DIFF	TIME OF DAY
1 -	OUTLAP	86.0	20.861	106.5	28.947	78.7	26.634	101.6	1:55.140		76.07	8.838	13:04:10.586
2 -	33.498	88.4	20.202	106.8	27.648	82.0	26.030	103.5	1:47.378		81.57	1.076	13:05:57.964
3 -	33.874	***88.6***	20.247	105.5	30.852	79.0	25.744	***106.3***	1:50.717		79.11	4.415	13:07:48.681
4 -	33.012	87.7	20.180	108.5	28.055	84.2	25.822	104.6	1:47.069	**(3)**	81.81	0.767	13:09:35.750
5 -	33.686	87.4	20.612	105.0	30.156	73.1	26.633	103.5	1:51.087		78.85	4.785	13:11:26.837
6 -	34.227	79.4	25.500	66.5	33.817	79.8	26.265	103.2	1:59.809		73.11	13.507	13:13:26.646
7 -	33.550	85.0	20.509	108.0	31.508	62.4	30.312	101.0	1:55.879		75.59	9.577	13:15:22.525
8 -	33.342	88.4	20.096	108.5	27.439	83.0	***25.706***	104.8	1:46.583	**(2)**	82.18	0.281	13:17:09.108
9 -	34.744	88.5	20.291	***108.9***	29.273	76.8	27.007	101.9	1:51.315		78.69	5.013	13:19:00.423
10 -	33.066	87.7	***20.084***	107.0	27.388	***84.3***	25.764	104.0	***1:46.302***	**(1)**	***82.40***		***13:20:46.725***
11 -	33.324	88.3	24.795	66.5	32.398	72.3	30.531	78.8	2:01.048		72.36	14.746	13:22:47.773
12 -	38.720	76.1	22.274	80.5	33.512	74.0	27.461	101.5	2:01.967		71.82	15.665	13:24:49.740
13 -	33.188	***88.6***	20.445	105.0	***27.240***	83.4	26.338	101.2	1:47.211		81.70	0.909	13:26:36.951
14 -	33.691	85.8	20.313	105.6	33.253	62.8	28.642	101.3	1:55.899		75.58	9.597	13:28:32.850
15 -	***32.944***	87.1	20.306	106.3	28.088	81.9	26.188	104.0	1:47.526		81.46	1.224	13:30:20.376
16 -	34.639	81.4	24.815	101.8	29.492	73.1	27.644	93.8	1:56.590		75.13	10.288	13:32:16.966

P12 78 Mig Scott KENDALL Mini Miglia 1293 - Privateer

IDEAL LAP TIME : 1:45.892 BEST LAP TIME : 1:46.330 DIFFERENCE : 0.438

LAP	SECTOR 1		SECTOR 2		SECTOR 3		SECTOR 4		LAP TIME		MPH	DIFF	TIME OF DAY
1 -	OUTLAP	70.7	21.656	105.5	30.721	70.4	26.217	105.6	1:58.375		74.00	12.045	13:04:28.321
2 -	33.789	***89.2***	20.419	107.8	28.526	64.7	26.144	104.6	1:48.878		80.45	2.548	13:06:17.199
3 -	33.147	89.1	***20.150***	108.0	27.507	81.9	***25.526***	***106.5***	***1:46.330***	**(1)**	***82.38***		***13:08:03.529***
4 -	36.225	85.4	20.589	106.0	29.798	78.3	26.206	101.9	1:52.818		77.64	6.488	13:09:56.347
5 -	33.647	87.4	20.253	105.8	27.790	79.7	26.511	100.3	1:48.201		80.95	1.871	13:11:44.548
6 -	33.284	83.4	20.426	104.3	27.464	83.8	26.066	101.6	1:47.240		81.68	0.910	13:13:31.788
7 -	33.664	79.4	21.770	102.7	27.651	79.0	26.798	100.0	1:49.883		79.71	3.553	13:15:21.671
8 -	33.418	87.7	20.432	104.3	27.343	83.8	25.936	101.0	1:47.129		81.76	0.799	13:17:08.800
9 -	33.953	86.2	20.718	101.3	28.955	80.6	26.045	103.7	1:49.671		79.87	3.341	13:18:58.471
10 -	33.175	88.6	20.153	***108.9***	27.327	81.2	25.745	102.6	1:46.400	**(2)**	82.32	0.070	13:20:44.871
11 -	33.125	87.4	20.356	106.6	***27.190***	***84.4***	25.938	103.0	1:46.609	**(3)**	82.16	0.279	13:22:31.480
12 -	***33.026***	88.3	20.429	105.3	27.302	84.3	25.994	103.0	1:46.751		82.05	0.421	13:24:18.231
13 -	35.018	87.0	21.369	101.2	29.005	79.7	26.168	101.3	1:51.560		78.52	5.230	13:26:09.791

P13 29 Mig Dave DREW Mini Miglia 1293 - Privateer

IDEAL LAP TIME : 1:46.119 BEST LAP TIME : 1:46.518 DIFFERENCE : 0.399

LAP	SECTOR 1		SECTOR 2		SECTOR 3		SECTOR 4		LAP TIME		MPH	DIFF	TIME OF DAY
1 -	OUTLAP	81.4	21.287	98.2	30.710	69.1	26.376	104.2	1:57.078		74.82	10.560	13:04:28.020
2 -	33.646	88.5	20.278	107.7	28.754	67.4	26.049	105.0	1:48.727		80.56	2.209	13:06:16.747
3 -	***33.084***	88.8	20.060	107.8	27.661	82.4	***25.713***	104.2	***1:46.518***	**(1)**	***82.23***		***13:08:03.265***
4 -	34.512	86.7	22.136	90.9	30.569	71.1	25.922	***105.6***	1:53.139		77.42	6.621	13:09:56.404
5 -	34.664	88.0	20.289	108.4	28.779	78.3	26.496	104.6	1:50.228		79.47	3.710	13:11:46.632
6 -	34.052	87.8	20.061	107.7	28.076	81.4	26.301	103.4	1:48.490		80.74	1.972	13:13:35.122
7 -	33.449	88.5	20.076	107.0	27.812	82.1	26.565	104.5	1:47.902		81.18	1.384	13:15:23.024
8 -	33.144	***89.9***	***19.908***	103.2	27.998	***83.3***	25.895	104.5	1:46.945	**(2)**	81.90	0.427	13:17:09.969
9 -	33.293	88.7	20.056	***109.2***	28.196	80.6	26.256	103.2	1:47.801	**(3)**	81.25	1.283	13:18:57.770
10 -	33.443	87.8	20.318	106.5	28.359	80.3	25.724	105.0	1:47.844		81.22	1.326	13:20:45.614
11 -	36.665	77.7	22.849	81.6	31.218	74.8	IN PIT		3:16.772	**P**	44.51	1:30.254	13:24:02.386
12 -	OUTLAP	87.8	20.240	106.8	28.178	80.5	26.197	102.6	1:52.069		78.16	5.551	13:25:54.455
13 -	33.962	88.0	20.251	106.3	***27.414***	82.4	26.180	103.2	1:47.807		81.25	1.289	13:27:42.262
14 -	36.200	77.5	22.282	98.8	28.475	69.3	27.148	102.4	1:54.105		76.77	7.587	13:29:36.367

Weather / Track : Bright / Dry

Brands Hatch GP
Circuit Length = 2.4332 miles
Start: 13:02 Flag 13:32 End: 13:35

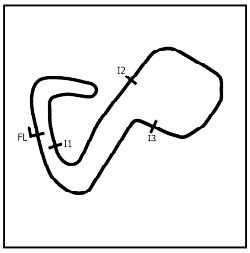

2020 Dunlop Mini Challenges supported by Mini Spares

QUALIFYING - ROUND 3 - SECTOR ANALYSIS

SECTOR 1 = FL to I1, SECTOR 2 = I1 to I2 SECTOR 3 = I2 to I3, SECTOR 4 = I3 to FL, DIFF = Difference To Personal Best Lap, P = Crossed Finish Line in Pit Lane, D = Time Disallowed

P14 37 Mig James CUTHBERTSON Mini Miglia 1293 - Bomford Turner Ltd / SMMC

IDEAL LAP TIME : 1:46.115 BEST LAP TIME : 1:47.072 DIFFERENCE : 0.957

LAP	SECTOR 1		SECTOR 2		SECTOR 3		SECTOR 4		LAP TIME		MPH	DIFF	TIME OF DAY
1 -	OUTLAP	79.1	20.826	101.0	28.963	75.0	26.273	104.5	1:53.444		77.21	6.372	13:04:10.633
2 -	34.473	85.7	20.184	108.4	28.121	***82.5***	25.847	105.3	1:48.625		80.64	1.553	13:05:59.258
3 -	33.443	***88.6***	19.896	***110.7***	30.526	78.5	***25.699***	***108.5***	1:49.564		79.95	2.492	13:07:48.822
4 -	33.303	88.3	***19.892***	106.0	28.162	77.7	25.715	108.2	***1:47.072***	**(1)**	***81.81***		***13:09:35.894***
5 -	***33.001***	87.0	20.694	106.5	29.944	74.1	26.697	102.1	1:50.336		79.39	3.264	13:11:26.230
6 -	35.171	81.3	25.425	68.7	32.553	61.7	IN PIT		5:33.109	**P**	26.29	3:46.037	13:16:59.339
7 -	OUTLAP	86.1	20.472	107.5	28.260	82.3	26.440	102.9	1:55.136		76.08	8.064	13:18:54.475
8 -	33.481	85.9	20.396	105.6	28.036	73.1	26.213	102.6	1:48.126		81.01	1.054	13:20:42.601
9 -	33.441	87.0	20.776	106.1	27.576	81.0	26.211	102.2	1:48.004	**(3)**	81.10	0.932	13:22:30.605
10 -	34.033	79.4	20.637	102.7	***27.523***	80.4	25.815	106.1	1:48.008		81.10	0.936	13:24:18.613
11 -	33.768	86.9	20.330	106.8	28.148	78.8	26.280	103.0	1:48.526		80.71	1.454	13:26:07.139
12 -	33.503	87.3	20.449	106.8	27.987	79.1	25.804	102.2	1:47.743	**(2)**	81.30	0.671	13:27:54.882
13 -	33.345	83.3	20.347	106.8	28.402	79.7	26.382	102.6	1:48.476		80.75	1.404	13:29:43.358
14 -	36.221	67.7	20.879	109.4	28.321	71.2	31.023	98.6	1:56.444		75.22	9.372	13:31:39.802

P15 500 Lib Rob DAVIS Mini Libre 1380 - Privateer

IDEAL LAP TIME : 1:46.753 BEST LAP TIME : 1:47.353 DIFFERENCE : 0.600

LAP	SECTOR 1		SECTOR 2		SECTOR 3		SECTOR 4		LAP TIME		MPH	DIFF	TIME OF DAY
1 -	OUTLAP	77.9	21.408	103.7	30.525	72.5	26.659	102.4	1:57.073		74.82	9.720	13:04:29.898
2 -	34.585	83.4	20.660	101.5	28.378	82.0	26.493	***104.8***	1:50.116		79.55	2.763	13:06:20.014
3 -	33.357	87.8	***20.391***	107.3	28.358	83.0	25.835	103.8	~~1:47.941~~	**D**	81.15	0.588	13:08:07.955
4 -	33.219	87.4	20.636	***108.2***	30.204	66.0	28.668	99.2	1:52.727		77.70	5.374	13:10:00.682
5 -	33.992	88.0	22.112	104.8	28.027	78.6	IN PIT		8:03.428	**P**	18.12	6:16.075	13:18:04.110
6 -	OUTLAP	84.2	20.646	105.6	28.070	79.8	***25.804***	102.2	1:54.939		76.21	7.586	13:19:59.049
7 -	***33.143***	87.4	20.853	105.0	***27.415***	82.9	25.942	103.7	***1:47.353***	**(1)**	***81.59***		***13:21:46.402***
8 -	33.818	***88.3***	20.674	106.5	27.497	80.8	26.069	102.7	1:48.058	**(3)**	81.06	0.705	13:23:34.460
9 -	33.465	86.7	20.658	105.8	27.842	***84.7***	25.923	101.8	1:47.888	**(2)**	81.19	0.535	13:25:22.348
10 -	33.631	83.1	22.832	84.4	30.777	76.6	26.466	101.9	1:53.706		77.03	6.353	13:27:16.054

P16 113 Lib Phil HARVEY Mini Libre 1380 - Cheltenham Motor Club

IDEAL LAP TIME : 1:48.228 BEST LAP TIME : 1:48.228 DIFFERENCE : 0.000

LAP	SECTOR 1		SECTOR 2		SECTOR 3		SECTOR 4		LAP TIME		MPH	DIFF	TIME OF DAY
1 -	OUTLAP	73.7	23.343	89.1	32.803	72.3	28.452	102.7	2:07.821		68.53	19.593	13:04:50.040
2 -	34.803	86.5	20.449	106.6	29.692	74.4	26.814	103.5	1:51.758		78.38	3.530	13:06:41.798
3 -	34.444	87.8	20.218	***109.6***	29.304	78.1	26.321	103.5	1:50.287		79.42	2.059	13:08:32.085
4 -	35.045	85.4	20.607	104.6	29.603	76.4	26.665	103.2	1:51.920		78.26	3.692	13:10:24.005
5 -	34.494	87.7	20.268	105.3	29.392	73.9	26.594	103.5	1:50.748		79.09	2.520	13:12:14.753
6 -	34.677	67.1	20.747	108.4	30.130	74.8	27.235	103.5	1:52.789		77.66	4.561	13:14:07.542
7 -	34.545	77.1	20.893	105.8	29.424	78.0	26.457	104.5	1:51.319		78.69	3.091	13:15:58.861
8 -	33.885	***89.1***	20.206	107.7	28.737	79.8	26.100	103.5	1:48.928	**(2)**	80.41	0.700	13:17:47.789
9 -	34.259	88.7	20.953	106.8	29.338	***80.1***	26.235	***104.6***	1:50.785		79.07	2.557	13:19:38.574
10 -	36.877	58.8	26.364	77.7	34.507	69.0	30.579	84.3	2:08.327		68.26	20.099	13:21:46.901
11 -	36.981	81.9	21.999	96.4	29.684	72.4	27.058	104.2	1:55.722		75.69	7.494	13:23:42.623
12 -	***33.812***	88.5	***20.031***	107.8	***28.447***	77.2	***25.938***	104.5	***1:48.228***	**(1)**	***80.93***		***13:25:30.851***
13 -	35.446	84.3	20.643	107.5	29.003	77.9	26.131	***104.6***	1:51.223		78.75	2.995	13:27:22.074
14 -	35.716	71.7	23.599	85.5	31.198	74.1	27.759	102.7	1:58.272		74.06	10.044	13:29:20.346
15 -	34.061	87.2	20.339	106.3	29.554	78.4	26.071	103.7	1:50.025	**(3)**	79.61	1.797	13:31:10.371
16 -	37.949	76.3	25.339	78.5	33.627	70.2	28.696	93.9	2:05.611		69.73	17.383	13:33:15.982

Weather / Track : Bright / Dry

Brands Hatch GP
Circuit Length = 2.4332 miles
Start: 13:02 Flag 13:32 End: 13:35

2020 Dunlop Mini Challenges supported by Mini Spares

QUALIFYING - ROUND 3 - SECTOR ANALYSIS

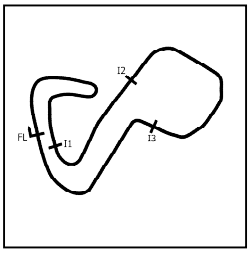

SECTOR 1 = FL to I1, SECTOR 2 = I1 to I2 SECTOR 3 = I2 to I3, SECTOR 4 = I3 to FL, DIFF = Difference To Personal Best Lap, P = Crossed Finish Line in Pit Lane, D = Time Disallowed

P17 69 Mig Tony LE MAY Mini Miglia 1293 - Delmonte Garage

IDEAL LAP TIME : 1:47.936 BEST LAP TIME : 1:48.467 DIFFERENCE : 0.531

LAP	SECTOR 1		SECTOR 2		SECTOR 3		SECTOR 4		LAP TIME		MPH	DIFF	TIME OF DAY
1 -	OUTLAP	78.5	21.488	101.9	30.496	71.3	26.729	105.0	2:01.272		72.23	12.805	13:04:45.216
2 -	33.881	86.9	20.542	***108.2***	29.372	80.1	26.234	***105.3***	1:50.029		79.61	1.562	13:06:35.245
3 -	33.711	86.1	20.525	107.0	29.000	81.7	26.407	103.4	1:49.643		79.89	1.176	13:08:24.888
4 -	33.720	85.5	20.555	106.8	29.322	78.8	26.370	103.5	1:49.967		79.65	1.500	13:10:14.855
5 -	34.712	84.0	21.089	105.3	29.257	78.4	26.028	96.4	1:51.086		78.85	2.619	13:12:05.941
6 -	44.504	57.0	25.961		41.903	70.2	26.876	102.4	2:19.244		62.91	30.777	13:14:25.185
7 -	34.048	84.0	20.801	100.0	29.450	76.4	26.439	102.6	1:50.738		79.10	2.271	13:16:15.923
8 -	33.828	85.3	20.723	107.8	***27.936***	***84.6***	***25.980***	103.0	***1:48.467***	**(1)**	***80.76***		***13:18:04.390***
9 -	33.673	83.5	20.820	100.3	32.304	62.2	IN PIT		4:16.955	**P**	34.09	2:28.488	13:22:21.345
10 -	OUTLAP	75.2	22.657	88.8	30.848	76.1	26.261	103.2	2:07.473		68.71	19.006	13:24:28.818
11 -	***33.551***	***87.1***	20.571	105.1	29.239	79.8	26.254	104.3	1:49.615	**(3)**	79.91	1.148	13:26:18.433
12 -	33.633	86.4	***20.469***	105.1	28.665	82.1	26.230	101.0	1:48.997	**(2)**	80.36	0.530	13:28:07.430
13 -	34.411	85.0	20.528	105.0	29.316	80.1	26.566	100.9	1:50.821		79.04	2.354	13:29:58.251

P18 132 Lib Darren COX Mini Libre 1380 - Privateer

IDEAL LAP TIME : 1:48.480 BEST LAP TIME : 1:49.224 DIFFERENCE : 0.744

LAP	SECTOR 1		SECTOR 2		SECTOR 3		SECTOR 4		LAP TIME		MPH	DIFF	TIME OF DAY
1 -	OUTLAP	82.3	21.668	103.5	29.983	67.9	26.821	103.7	2:01.446		72.12	12.222	13:04:44.708
2 -	34.995	87.6	20.868	107.7	29.233	69.6	26.379	104.0	1:51.475		78.58	2.251	13:06:36.183
3 -	34.139	88.4	***20.390***	***109.2***	29.380	70.3	26.873	105.0	1:50.782		79.07	1.558	13:08:26.965
4 -	34.240	***88.6***	20.608	107.3	28.452	76.5	***26.135***	***105.8***	1:49.435	**(2)**	80.04	0.211	13:10:16.400
5 -	34.684	81.0	21.009	108.7	30.850	71.9	26.339	103.8	1:52.882		77.60	3.658	13:12:09.282
6 -	36.670	79.9	21.468	102.7	30.178	74.2	26.527	103.2	1:54.843		76.27	5.619	13:14:04.125
7 -	35.140	87.0	20.625	106.3	29.446	78.4	26.780	103.0	1:51.991		78.21	2.767	13:15:56.116
8 -	34.035	88.4	20.618	106.5	29.350	76.3	28.522	91.8	1:52.525		77.84	3.301	13:17:48.641
9 -	35.574	87.9	20.536	108.0	30.219	74.1	26.860	103.4	1:53.189		77.39	3.965	13:19:41.830
10 -	34.736	81.6	21.996	105.6	29.933	74.5	27.070	103.7	1:53.735		77.01	4.511	13:21:35.565
11 -	34.017	88.4	20.676	106.6	29.168	77.4	26.497	103.8	1:50.358		79.37	1.134	13:23:25.923
12 -	34.100	88.5	20.692	105.5	28.439	78.6	26.407	102.2	1:49.638		79.89	0.414	13:25:15.561
13 -	34.053	86.9	20.921	105.6	***28.003***	***81.8***	26.529	102.9	1:49.506	**(3)**	79.99	0.282	13:27:05.067
14 -	***33.952***	88.4	20.454	106.6	28.516	***81.8***	26.302	102.9	***1:49.224***	**(1)**	***80.20***		***13:28:54.291***

P19 17 Mig Richard JESSOP Mini Miglia 1293 - Privateer

IDEAL LAP TIME : 1:48.797 BEST LAP TIME : 1:49.314 DIFFERENCE : 0.517

LAP	SECTOR 1		SECTOR 2		SECTOR 3		SECTOR 4		LAP TIME		MPH	DIFF	TIME OF DAY
1 -	OUTLAP	74.5	22.620	91.4	32.104	70.1	28.299	98.5	2:04.480		70.37	15.166	13:04:42.610
2 -	35.220	83.0	21.360	104.2	29.210	79.4	26.865	100.7	1:52.655		77.75	3.341	13:06:35.265
3 -	34.473	83.3	***20.414***	***106.0***	28.993	81.7	26.566	103.2	1:50.446		79.31	1.132	13:08:25.711
4 -	34.271	84.4	20.790	104.3	28.586	80.6	26.501	103.2	1:50.148	**(3)**	79.52	0.834	13:10:15.859
5 -	34.689	84.7	21.137	***106.0***	28.804	74.8	26.434	***104.2***	1:51.064		78.87	1.750	13:12:06.923
6 -	37.350	75.0	22.125	95.1	29.509	74.5	26.951	100.4	1:55.935		75.55	6.621	13:14:02.858
7 -	34.557	***84.9***	20.912	102.7	28.909	80.3	26.830	100.7	1:51.208		78.76	1.894	13:15:54.066
8 -	33.929	84.7	21.385	100.3	29.252	76.0	IN PIT		3:11.098	**P**	45.83	1:21.784	13:19:05.164
9 -	OUTLAP	83.2	21.084	103.8	28.774	79.7	26.640	100.1	1:54.057		76.80	4.743	13:20:59.221
10 -	33.941	84.8	20.672	104.2	28.302	79.7	***26.399***	101.8	***1:49.314***	**(1)**	***80.13***		***13:22:48.535***
11 -	***33.744***	84.3	20.790	104.0	***28.240***	***82.1***	26.719	100.7	1:49.493	**(2)**	80.00	0.179	13:24:38.028

Weather / Track : Bright / Dry

Brands Hatch GP
Circuit Length = 2.4332 miles
Start: 13:02 Flag 13:32 End: 13:35

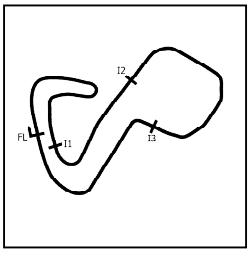

2020 Dunlop Mini Challenges supported by Mini Spares

QUALIFYING - ROUND 3 - SECTOR ANALYSIS

SECTOR 1 = FL to I1, SECTOR 2 = I1 to I2 SECTOR 3 = I2 to I3, SECTOR 4 = I3 to FL, DIFF = Difference To Personal Best Lap, P = Crossed Finish Line in Pit Lane, D = Time Disallowed

P20 72 Mig Robert HOWARD Mini Miglia 1293 - Privateer

IDEAL LAP TIME : 1:49.221 BEST LAP TIME : 1:49.887 DIFFERENCE : 0.666

LAP	SECTOR 1		SECTOR 2		SECTOR 3		SECTOR 4		LAP TIME		MPH	DIFF	TIME OF DAY
1 -	OUTLAP	71.0	22.144	102.2	31.153	71.3	28.060	100.7	2:02.226		71.66	12.339	13:04:38.639
2 -	36.021	84.0	20.942	105.8	29.657	77.2	27.262	104.6	1:53.882		76.92	3.995	13:06:32.521
3 -	34.107	85.8	20.681	***106.8***	***28.612***	***81.1***	26.487	103.2	***1:49.887***	**(1)**	***79.71***		***13:08:22.408***
4 -	***33.981***	86.8	20.515	106.0	29.016	80.7	26.545	104.3	1:50.057	**(2)**	79.59	0.170	13:10:12.465
5 -	37.842	84.0	20.857	104.5	29.071	76.5	***26.227***	***105.6***	1:53.997		76.84	4.110	13:12:06.462
6 -	42.151	70.3	23.439	77.1	35.756	66.4	IN PIT		5:34.908	**P**	26.15	3:45.021	13:17:41.370
7 -	OUTLAP	85.4	21.815	97.1	34.384	59.2	27.288	104.6	2:03.951		70.67	14.064	13:19:45.321
8 -	34.119	86.9	20.837	106.0	29.104	77.8	26.396	105.5	1:50.456		79.30	0.569	13:21:35.777
9 -	34.265	***88.0***	***20.401***	106.5	29.318	77.2	26.287	105.1	1:50.271	**(3)**	79.43	0.384	13:23:26.048

P21 474 Lib Josh EVANS Mini Libre 1399 - Privateer

IDEAL LAP TIME : 1:50.360 BEST LAP TIME : 1:51.106 DIFFERENCE : 0.746

LAP	SECTOR 1		SECTOR 2		SECTOR 3		SECTOR 4		LAP TIME		MPH	DIFF	TIME OF DAY
1 -	OUTLAP	78.6	22.586	90.9	33.597	73.5	27.662	104.3	2:05.314		69.90	14.208	13:04:51.281
2 -	35.366	86.9	20.883	103.7	30.766	79.3	***26.140***	***105.0***	1:53.155		77.41	2.049	13:06:44.436
3 -	34.806	***88.4***	20.863	106.1	30.401	79.0	26.699	104.2	1:52.769	**(3)**	77.67	1.663	13:08:37.205
4 -	34.444	86.8	20.982	99.5	30.334	79.1	26.739	102.2	1:52.499	**(2)**	77.86	1.393	13:10:29.704
5 -	34.397	84.4	***20.728***	***106.8***	***29.263***	***80.7***	26.718	101.9	***1:51.106***	**(1)**	***78.84***		***13:12:20.810***

P22 86 Mig Jason BALDING Mini Miglia 1293 - Privateer

IDEAL LAP TIME : 1:51.567 BEST LAP TIME : 1:51.849 DIFFERENCE : 0.282

LAP	SECTOR 1		SECTOR 2		SECTOR 3		SECTOR 4		LAP TIME		MPH	DIFF	TIME OF DAY
1 -	OUTLAP	70.8	23.867	90.6	34.782	65.0	30.249	99.5	2:13.014		65.85	21.165	13:05:09.779
2 -	35.774	***83.6***	21.666	97.2	32.169	75.9	28.803	99.4	1:58.412		73.97	6.563	13:07:08.191
3 -	35.066	82.7	21.162	100.0	30.531	78.5	27.354	***101.5***	1:54.113		76.76	2.264	13:09:02.304
4 -	35.129	73.1	21.353	92.1	30.154	80.2	27.228	99.8	1:53.864	**(3)**	76.93	2.015	13:10:56.168
5 -	34.589	78.2	***20.981***	101.9	30.092	77.0	27.294	98.9	1:52.956	**(2)**	77.55	1.107	13:12:49.124
6 -	34.597	82.3	21.005	100.9	30.687	72.8	28.292	98.2	1:54.581		76.45	2.732	13:14:43.705
7 -	35.385	80.1	21.471	97.2	32.029	79.1	IN PIT		12:35.760	**P**	11.59	10:43.911	13:27:19.465
8 -	OUTLAP	80.7	22.047	95.1	31.242	76.6	27.667	99.1	2:08.679		68.07	16.830	13:29:28.144
9 -	36.217	78.7	22.905	93.2	31.765	73.6	27.194	100.7	1:58.081		74.18	6.232	13:31:26.225
10 -	***34.428***	83.1	21.263	***102.7***	***29.150***	***82.9***	***27.008***	100.1	***1:51.849***	**(1)**	***78.31***		***13:33:18.074***

P23 32 Mig Endaf OWENS Mini Miglia 1298 - Owens Fabrications / Caffi Rhiannon

IDEAL LAP TIME : 1:45.152 BEST LAP TIME : 1:51.857 DIFFERENCE : 6.705

LAP	SECTOR 1		SECTOR 2		SECTOR 3		SECTOR 4		LAP TIME		MPH	DIFF	TIME OF DAY
1 -	OUTLAP	81.1	20.729	105.8	28.333	77.9	25.733	103.5	1:53.761		77.00	1.904	13:04:16.490
2 -	32.866	87.6	20.246	106.8	***27.166***	***85.0***	***25.615***	104.0	~~1:45.893~~	**D**	82.72		13:06:02.383
3 -	32.488	***87.8***	***19.914***	***109.2***	29.261	70.4	30.194	103.5	***1:51.857***	**(1)**	***78.31***		***13:07:54.240***
4 -	***32.457***	***87.8***	20.046	106.8	27.245	83.0	25.625	***105.8***	~~1:45.373~~	**D**	83.13		13:09:39.613
5 -	32.815	87.2	20.205	105.6	28.403	68.5	30.999	89.7	1:52.422	**(2)**	77.91	0.565	13:11:32.035

Weather / Track : Bright / Dry

Brands Hatch GP
Circuit Length = 2.4332 miles
Start: 13:02 Flag 13:32 End: 13:35

2020 Dunlop Mini Challenges supported by Mini Spares

QUALIFYING - ROUND 3 - SECTOR ANALYSIS

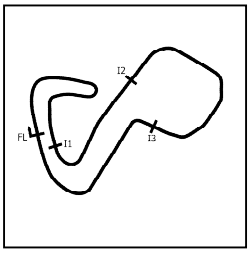

SECTOR 1 = FL to I1, SECTOR 2 = I1 to I2 SECTOR 3 = I2 to I3, SECTOR 4 = I3 to FL, DIFF = Difference To Personal Best Lap, P = Crossed Finish Line in Pit Lane, D = Time Disallowed

P24 1 7 Jeff SMITH Mini Se7en 998 - Privateer

IDEAL LAP TIME : 1:53.092 BEST LAP TIME : 1:53.302 DIFFERENCE : 0.210

LAP	SECTOR 1		SECTOR 2		SECTOR 3		SECTOR 4		LAP TIME		MPH	DIFF	TIME OF DAY
1 -	OUTLAP	74.5	23.074	94.9	33.551	54.6	30.134	93.8	2:08.226		68.31	14.924	13:05:06.745
2 -	35.894	78.9	22.448	99.2	28.876	79.9	27.749	93.5	1:54.967		76.19	1.665	13:07:01.712
3 -	35.702	78.1	23.971	77.4	31.496	76.0	27.902	97.1	1:59.071		73.56	5.769	13:09:00.783
4 -	35.305	77.6	22.398	96.4	28.693	82.0	27.700	93.7	1:54.096		76.77	0.794	13:10:54.879
5 -	35.347	79.0	22.161	98.1	36.772	52.5	28.722	95.8	2:03.002		71.21	9.700	13:12:57.881
6 -	35.165	79.1	***21.919***	***99.7***	28.571	82.0	***27.647***	95.5	***1:53.302***	**(1)**	***77.31***		***13:14:51.183***
7 -	37.525	71.5	24.459	68.7	38.507	67.9	29.580	95.5	2:10.071		67.34	16.769	13:17:01.254
8 -	35.658	77.0	23.152	87.6	32.017	50.4	30.299	93.8	2:01.126		72.32	7.824	13:19:02.380
9 -	36.713	78.3	22.426	94.1	30.025	78.3	28.700	95.8	1:57.864		74.32	4.562	13:21:00.244
10 -	35.147	78.2	22.074	97.9	***28.413***	80.4	27.949	94.5	1:53.583	**(2)**	77.12	0.281	13:22:53.827
11 -	38.526	78.1	22.399	95.0	28.985	80.8	28.641	93.2	1:58.551		73.89	5.249	13:24:52.378
12 -	37.473	***79.7***	22.446	91.3	29.986	74.9	28.145	***99.2***	1:58.050		74.20	4.748	13:26:50.428
13 -	***35.113***	78.1	22.468	97.8	28.565	***82.4***	27.906	93.5	1:54.052	**(3)**	76.80	0.750	13:28:44.480
14 -	35.287	79.0	24.009	78.3	33.712	63.5	34.759	81.4	2:07.767		68.56	14.465	13:30:52.247
15 -	41.325	67.1	27.294	68.4	36.353	73.0	28.415	77.5	2:13.387		65.67	20.085	13:33:05.634

P25 27 Mig Peter HARRIES Mini Miglia 1292 - Privateer

IDEAL LAP TIME : 1:53.220 BEST LAP TIME : 1:54.889 DIFFERENCE : 1.669

LAP	SECTOR 1		SECTOR 2		SECTOR 3		SECTOR 4		LAP TIME		MPH	DIFF	TIME OF DAY
1 -	OUTLAP	72.2	22.258	99.5	32.441	67.3	27.761	***101.0***	2:04.214		70.52	9.325	13:04:55.221
2 -	36.776	83.4	21.292	101.9	31.858	68.6	27.218	100.7	1:57.144		74.77	2.255	13:06:52.365
3 -	35.569	83.1	***20.991***	99.8	31.815	68.7	27.327	100.7	1:55.702	**(3)**	75.71	0.813	13:08:48.067
4 -	35.002	***84.2***	21.097	***102.6***	31.356	70.2	27.434	100.6	***1:54.889***	**(1)**	***76.24***		***13:10:42.956***
5 -	35.355	83.8	21.231	101.8	31.199	72.2	27.210	100.7	1:54.995	**(2)**	76.17	0.106	13:12:37.951
6 -	37.640	79.9	21.184	98.8	***30.763***	***73.9***	***26.776***	***101.0***	1:56.363		75.28	1.474	13:14:34.314

P26 46 7 Max HUNTER Mini Se7en 1000 - Hunter Racetech

IDEAL LAP TIME : 1:54.588 BEST LAP TIME : 1:54.901 DIFFERENCE : 0.313

LAP	SECTOR 1		SECTOR 2		SECTOR 3		SECTOR 4		LAP TIME		MPH	DIFF	TIME OF DAY
1 -	OUTLAP	73.6	23.683	90.9	31.993	69.0	29.014	92.5	2:08.965		67.92	14.064	13:05:32.053
2 -	36.150	77.8	22.033	96.6	29.562	78.3	***27.579***	93.9	1:55.324	**(3)**	75.95	0.423	13:07:27.377
3 -	38.631	67.2	26.495	67.9	38.568	57.6	28.113	***94.5***	2:11.807		66.45	16.906	13:09:39.184
4 -	35.903	76.8	22.038	96.2	29.833	68.6	29.113	93.9	1:56.887		74.94	1.986	13:11:36.071
5 -	35.896	***78.6***	***21.992***	***98.8***	29.482	77.8	27.745	93.3	1:55.115	**(2)**	76.09	0.214	13:13:31.186
6 -	42.451	61.2	28.854	63.7	39.580	55.1	30.402	92.5	2:21.287		62.00	26.386	13:15:52.473
7 -	***35.811***	77.7	22.005	97.2	***29.206***	***78.9***	27.879	92.1	***1:54.901***	**(1)**	***76.23***		***13:17:47.374***

P27 77 7 Andrew DEVINY Mini Se7en 998 - Privateer

IDEAL LAP TIME : 1:54.462 BEST LAP TIME : 1:54.932 DIFFERENCE : 0.470

LAP	SECTOR 1		SECTOR 2		SECTOR 3		SECTOR 4		LAP TIME		MPH	DIFF	TIME OF DAY
1 -	OUTLAP	67.3	24.408	95.5	32.691	66.8	28.886	***96.5***	2:07.877		68.50	12.945	13:05:24.436
2 -	35.921	78.6	22.590	97.3	29.927	75.0	27.848	94.5	1:56.286		75.33	1.354	13:07:20.722
3 -	35.980	78.2	22.515	97.2	29.590	75.4	***27.754***	95.5	1:55.839		75.62	0.907	13:09:16.561
4 -	37.944	63.6	26.463	79.0	36.860	72.9	29.530	94.7	2:10.797		66.97	15.865	13:11:27.358
5 -	35.556	***79.6***	***22.222***	97.5	29.765	75.3	27.961	94.5	1:55.504	**(3)**	75.84	0.572	13:13:22.862
6 -	40.906	53.7	26.772	73.5	37.375	60.4	IN PIT		7:01.444	**P**	20.78	5:06.512	13:20:24.306
7 -	OUTLAP	73.1	24.028	80.1	31.768	68.9	29.709	93.5	2:07.745		68.57	12.813	13:22:32.051
8 -	***35.521***	79.3	22.273	97.6	29.207	76.3	27.951	94.6	1:54.952	**(2)**	76.20	0.020	13:24:27.003
9 -	35.708	79.4	22.388	***98.1***	30.329	68.4	27.918	95.5	1:56.343		75.29	1.411	13:26:23.346
10 -	39.727	64.4	25.805	74.5	36.669	63.4	28.640	95.0	2:10.841		66.95	15.909	13:28:34.187
11 -	35.699	78.8	22.488	97.2	***28.965***	***79.1***	27.780	96.2	***1:54.932***	**(1)**	***76.21***		***13:30:29.119***

Weather / Track : Bright / Dry

Brands Hatch GP
Circuit Length = 2.4332 miles
Start: 13:02 Flag 13:32 End: 13:35

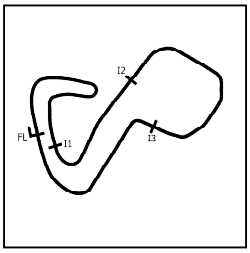

2020 Dunlop Mini Challenges supported by Mini Spares

QUALIFYING - ROUND 3 - SECTOR ANALYSIS

SECTOR 1 = FL to I1, SECTOR 2 = I1 to I2 SECTOR 3 = I2 to I3, SECTOR 4 = I3 to FL, DIFF = Difference To Personal Best Lap, P = Crossed Finish Line in Pit Lane, D = Time Disallowed

P28 49 7 Ross BILLISON Mini Se7en 998 - Leftline Motorsport

IDEAL LAP TIME : 1:55.164 BEST LAP TIME : 1:55.466 DIFFERENCE : 0.302

LAP	SECTOR 1		SECTOR 2		SECTOR 3		SECTOR 4		LAP TIME	MPH	DIFF	TIME OF DAY
1 -	OUTLAP	72.0	23.900	94.7	31.803	70.4	29.030	96.9	2:07.827	68.52	12.361	13:05:12.028
2 -	36.723	79.7	22.283	100.0	30.643	74.4	28.399	***98.8***	1:58.048 **(2)**	74.20	2.582	13:07:10.076
3 -	35.630	***80.3***	***21.890***	***101.0***	30.172	76.2	***27.911***	95.8	~~1:55.603~~ **D**	75.77	0.137	13:09:05.679
4 -	***35.501***	79.9	22.080	98.2	***29.862***	***77.8***	28.023	95.5	***1:55.466*** **(1)**	***75.86***		***13:11:01.145***
5 -	40.742	64.3	26.247	82.5	36.675	69.3	IN PIT		5:59.264 **P**	24.38	4:03.798	13:17:00.409
6 -	OUTLAP	58.4	25.067	83.7	35.424	67.7	IN PIT		8:33.297 **P**	17.06	6:37.831	13:25:33.706
7 -	OUTLAP	75.7	23.636	93.7	31.066	76.1	28.384	94.1	2:06.358	69.32	10.892	13:27:40.064
8 -	41.173	76.7	24.468	80.7	33.234	76.4	30.723	95.4	2:09.598 **(3)**	67.59	14.132	13:29:49.662

P29 787 7 S Connor O'BRIEN Mini Se7en S 1293 - Privateer

IDEAL LAP TIME : 1:55.569 BEST LAP TIME : 1:55.886 DIFFERENCE : 0.317

LAP	SECTOR 1		SECTOR 2		SECTOR 3		SECTOR 4		LAP TIME	MPH	DIFF	TIME OF DAY
1 -	OUTLAP	72.1	23.174	92.5	33.795	49.5	30.260	***93.8***	2:08.093	68.38	12.207	13:05:07.401
2 -	35.842	***78.1***	22.533	***96.5***	29.599	79.2	28.345	92.3	1:56.319	75.30	0.433	13:07:03.720
3 -	36.135	76.6	22.559	94.7	29.957	77.7	28.454	92.4	1:57.105	74.80	1.219	13:09:00.825
4 -	35.981	77.3	***22.456***	95.7	30.471	79.2	28.228	93.2	1:57.136	74.78	1.250	13:10:57.961
5 -	35.756	77.0	22.841	93.9	29.615	78.2	28.229	92.4	1:56.441	75.22	0.555	13:12:54.402
6 -	36.651	70.3	23.606	93.3	31.517	77.2	28.412	92.1	2:00.186	72.88	4.300	13:14:54.588
7 -	35.735	77.2	22.588	95.0	29.268	79.8	28.295	91.9	***1:55.886*** **(1)**	***75.59***		***13:16:50.474***
8 -	41.923	56.5	25.466	93.9	37.039	63.6	IN PIT		7:42.951 **P**	18.92	5:47.065	13:24:33.425
9 -	OUTLAP	58.5	25.847	81.6	32.252	69.2	28.519	91.9	2:15.010	64.88	19.124	13:26:48.435
10 -	35.807	76.7	22.838	94.1	30.974	79.2	28.296	92.6	1:57.915	74.28	2.029	13:28:46.350
11 -	35.834	77.1	22.528	95.1	***29.241***	***80.6***	28.354	91.9	1:55.957 **(2)**	75.54	0.071	13:30:42.307
12 -	***35.657***	77.0	22.683	94.7	29.493	79.4	***28.215***	92.1	1:56.048 **(3)**	75.48	0.162	13:32:38.355

P30 76 7 Jo POLLEY Mini Se7en 998 - Privateer

IDEAL LAP TIME : 1:55.670 BEST LAP TIME : 1:56.153 DIFFERENCE : 0.483

LAP	SECTOR 1		SECTOR 2		SECTOR 3		SECTOR 4		LAP TIME	MPH	DIFF	TIME OF DAY
1 -	OUTLAP	73.0	23.561	95.1	33.957	62.9	30.862	94.6	2:10.013	67.37	13.860	13:05:10.557
2 -	37.083	78.6	22.887	96.5	30.665	74.5	28.757	95.5	1:59.392	73.37	3.239	13:07:09.949
3 -	37.275	79.0	22.558	97.3	30.092	76.0	28.548	94.2	1:58.473	73.93	2.320	13:09:08.422
4 -	36.739	78.9	22.786	96.4	30.216	76.7	28.693	93.4	1:58.434	73.96	2.281	13:11:06.856
5 -	36.959	78.3	22.792	95.3	30.329	76.0	28.862	94.7	1:58.942	73.64	2.789	13:13:05.798
6 -	36.794	78.7	22.529	95.4	30.079	76.6	28.566	93.3	1:57.968	74.25	1.815	13:15:03.766
7 -	36.827	79.0	22.890	95.1	29.684	76.8	28.494	96.5	1:57.895	74.30	1.742	13:17:01.661
8 -	36.202	79.7	22.553	94.5	31.960	48.3	31.032	94.5	2:01.747	71.95	5.594	13:19:03.408
9 -	36.091	***80.1***	22.358	97.1	30.246	76.8	28.405	***97.2***	1:57.100	74.80	0.947	13:21:00.508
10 -	***35.964***	79.3	22.557	97.3	29.382	77.4	28.250	94.3	***1:56.153*** **(1)**	***75.41***		***13:22:56.661***
11 -	36.190	78.9	22.332	***98.2***	29.400	78.8	28.352	96.0	1:56.274	75.33	0.121	13:24:52.935
12 -	36.343	79.1	22.614	96.6	30.062	76.6	28.288	95.7	1:57.307	74.67	1.154	13:26:50.242
13 -	36.774	79.2	22.445	96.8	***29.305***	78.0	28.188	95.3	1:56.712	75.05	0.559	13:28:46.954
14 -	36.250	79.7	***22.250***	***98.2***	29.603	***80.7***	***28.151***	95.5	1:56.254 **(3)**	75.35	0.101	13:30:43.208
15 -	36.197	79.5	22.368	97.8	29.402	78.7	28.192	95.3	1:56.159 **(2)**	75.41	0.006	13:32:39.367

Weather / Track : Bright / Dry

Brands Hatch GP
Circuit Length = 2.4332 miles
Start: 13:02 Flag 13:32 End: 13:35

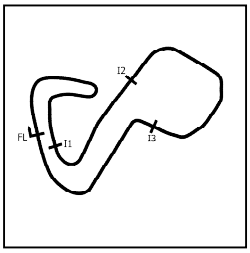

2020 Dunlop Mini Challenges supported by Mini Spares

QUALIFYING - ROUND 3 - SECTOR ANALYSIS

SECTOR 1 = FL to I1, SECTOR 2 = I1 to I2 SECTOR 3 = I2 to I3, SECTOR 4 = I3 to FL, DIFF = Difference To Personal Best Lap, P = Crossed Finish Line in Pit Lane, D = Time Disallowed

P31 711 7 S Damien HARRINGTON Mini Se7en S 1300 - Privateer

IDEAL LAP TIME : 1:56.131 BEST LAP TIME : 1:56.903 DIFFERENCE : 0.772

LAP	SECTOR 1		SECTOR 2		SECTOR 3		SECTOR 4		LAP TIME		MPH	DIFF	TIME OF DAY
1 -	OUTLAP	73.9	22.950	94.7	31.753	71.0	29.933	91.1	2:06.248		69.38	9.345	13:06:29.484
2 -	36.569	76.2	22.388	***96.0***	31.054	67.1	28.745	***94.7***	1:58.756		73.76	1.853	13:08:28.240
3 -	36.102	76.5	22.738	93.9	30.964	69.3	28.264	92.6	1:58.068		74.19	1.165	13:10:26.308
4 -	36.360	75.9	22.827	94.7	30.322	70.6	28.565	92.9	1:58.074		74.18	1.171	13:12:24.382
5 -	36.185	76.0	22.516	94.1	30.414	76.6	28.611	91.5	1:57.726		74.40	0.823	13:14:22.108
6 -	44.275	45.9	36.177	56.2	40.590	76.4	28.245	93.3	2:29.287		58.67	32.384	13:16:51.395
7 -	41.413	55.0	25.506	91.1	32.358	67.0	33.035	87.0	2:12.312		66.20	15.409	13:19:03.707
8 -	36.496	***77.2***	22.463	***96.0***	30.765	74.3	***28.158***	93.5	1:57.882		74.31	0.979	13:21:01.589
9 -	***35.977***	76.8	22.688	95.7	***29.673***	74.8	28.959	91.6	1:57.297	**(2)**	74.68	0.394	13:22:58.886
10 -	36.090	76.6	***22.323***	95.4	30.078	75.6	28.830	91.9	1:57.321	**(3)**	74.66	0.418	13:24:56.207
11 -	36.242	76.5	22.406	94.6	29.828	74.8	28.427	93.8	***1:56.903***	**(1)**	***74.93***		***13:26:53.110***
12 -	36.338	77.0	22.682	95.0	29.919	***76.7***	28.970	91.1	1:57.909		74.29	1.006	13:28:51.019
13 -	36.169	76.1	22.545	95.5	30.304	71.0	28.566	93.2	1:57.584		74.49	0.681	13:30:48.603
14 -	38.639	73.0	23.065	93.3	30.797	69.6	28.877	91.6	2:01.378		72.16	4.475	13:32:49.981

P32 7 7 Leon Oli WINDOW Mini Se7en 998 - Team SMG / Baffle Haus

IDEAL LAP TIME : 1:57.260 BEST LAP TIME : 1:57.475 DIFFERENCE : 0.215

LAP	SECTOR 1		SECTOR 2		SECTOR 3		SECTOR 4		LAP TIME		MPH	DIFF	TIME OF DAY
1 -	OUTLAP	73.9	23.163	88.0	33.076	70.1	28.994	91.3	2:05.544		69.77	8.069	13:05:15.907
2 -	37.042	76.0	23.012	94.1	30.784	75.6	***28.668***	92.3	1:59.506	**(3)**	73.30	2.031	13:07:15.413
3 -	36.620	75.8	23.107	94.2	30.197	71.0	29.036	92.5	1:58.960	**(2)**	73.63	1.485	13:09:14.373
4 -	36.976	75.5	23.509	93.4	32.884	64.7	30.810	***93.4***	2:04.179		70.54	6.704	13:11:18.552
5 -	37.743	73.6	23.317	93.9	32.577	67.7	31.043	89.8	2:04.680		70.25	7.205	13:13:23.232
6 -	40.929	50.4	27.193	72.7	37.618	66.9	29.619	90.6	2:15.359		64.71	17.884	13:15:38.591
7 -	36.690	76.0	23.209	93.2	30.675	71.5	29.051	***93.4***	1:59.625		73.22	2.150	13:17:38.216
8 -	39.428	74.3	23.148	94.2	30.180	75.1	29.282	91.4	2:02.038		71.77	4.563	13:19:40.254
9 -	36.519	75.1	23.965	95.1	30.141	74.2	29.388	83.9	2:00.013		72.99	2.538	13:21:40.267
10 -	43.692	61.1	30.466	59.6	50.091	37.0	32.091	90.6	2:36.340		56.03	38.865	13:24:16.607
11 -	***36.155***	***76.6***	***22.794***	***95.3***	***29.643***	***76.6***	28.883	90.9	***1:57.475***	**(1)**	***74.56***		***13:26:14.082***
12 -	36.470	75.8	23.178	93.9	30.732	72.4	29.430	88.6	1:59.810		73.11	2.335	13:28:13.892
13 -	44.111	54.1	26.089	81.3	31.728	55.6	31.484	92.8	2:13.412		65.66	15.937	13:30:27.304
14 -	36.370	69.3	23.927	84.5	35.034	74.0	32.171	82.1	2:07.502		68.70	10.027	13:32:34.806

P33 73 7 Spencer WANSTALL Mini Se7en 998 - Mini Spares / KAD

IDEAL LAP TIME : 1:56.386 BEST LAP TIME : 1:57.508 DIFFERENCE : 1.122

LAP	SECTOR 1		SECTOR 2		SECTOR 3		SECTOR 4		LAP TIME		MPH	DIFF	TIME OF DAY
1 -	OUTLAP	73.1	23.622	95.3	34.943	66.8	30.033	97.2	2:09.001		67.90	11.493	13:05:11.274
2 -	36.849	***79.7***	***22.085***	***99.1***	***30.067***	74.7	28.515	96.9	1:57.516	**(2)**	74.54	0.008	13:07:08.790
3 -	***36.209***	78.6	22.098	98.6	31.176	***77.2***	***28.025***	***97.5***	***1:57.508***	**(1)**	***74.54***		***13:09:06.298***
4 -							IN PIT		13:50.707	**P**	10.54	11:53.199	13:22:57.005

P34 758 7 S Matthew AYRES Mini Se7en S 1300 - Privateer

IDEAL LAP TIME : 1:57.171 BEST LAP TIME : 1:57.674 DIFFERENCE : 0.503

LAP	SECTOR 1		SECTOR 2		SECTOR 3		SECTOR 4		LAP TIME		MPH	DIFF	TIME OF DAY
1 -	OUTLAP	63.9	25.599	89.7	33.462	69.1	29.957	91.0	2:11.881		66.42	14.207	13:05:27.170
2 -	38.217	76.2	23.252	94.2	32.204	75.1	29.088	91.1	2:02.761		71.35	5.087	13:07:29.931
3 -	37.519	75.6	23.057	94.3	31.375	74.0	29.200	91.8	2:01.151		72.30	3.477	13:09:31.082
4 -	37.251	72.2	24.507	85.5	31.380	69.2	29.788	92.5	2:02.926		71.26	5.252	13:11:34.008
5 -	36.776	75.8	***22.911***	95.1	30.733	77.8	28.598	***93.9***	1:59.018		73.60	1.344	13:13:33.026
6 -	36.849	75.9	23.311	88.5	32.885	75.4	28.883	92.0	2:01.928		71.84	4.254	13:15:34.954
7 -	36.572	76.0	23.210	94.2	30.368	76.6	28.522	91.9	1:58.672		73.81	0.998	13:17:33.626
8 -	36.398	75.7	23.335	93.9	30.188	78.0	28.444	92.9	1:58.365	**(2)**	74.00	0.691	13:19:31.991
9 -	***36.047***	***76.6***	23.155	***96.1***	30.632	69.9	28.807	***93.9***	1:58.641	**(3)**	73.83	0.967	13:21:30.632
10 -	36.657	76.2	22.974	94.6	30.719	78.3	***28.410***	93.0	1:58.760		73.76	1.086	13:23:29.392
11 -	36.207	75.0	23.077	93.9	***29.803***	***79.3***	28.587	91.5	***1:57.674***	**(1)**	***74.44***		***13:25:27.066***

Weather / Track : Bright / Dry

Brands Hatch GP
Circuit Length = 2.4332 miles
Start: 13:02 Flag 13:32 End: 13:35

2020 Dunlop Mini Challenges supported by Mini Spares

QUALIFYING - ROUND 3 - SECTOR ANALYSIS

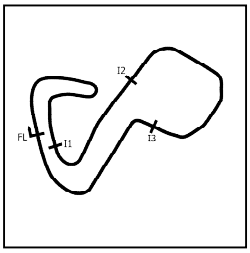

SECTOR 1 = FL to I1, SECTOR 2 = I1 to I2 SECTOR 3 = I2 to I3, SECTOR 4 = I3 to FL, DIFF = Difference To Personal Best Lap, P = Crossed Finish Line in Pit Lane, D = Time Disallowed

P35 5 7 Lee ROBERTS Mini Se7en 998 - Whights Classic Paint Restoration

IDEAL LAP TIME : 1:57.132 BEST LAP TIME : 1:57.724 DIFFERENCE : 0.592

LAP	SECTOR 1		SECTOR 2		SECTOR 3		SECTOR 4		LAP TIME		MPH	DIFF	TIME OF DAY
1 -	OUTLAP	75.7	23.287	96.6	31.934	71.1	29.184	94.3	2:04.794		70.19	7.070	13:05:13.868
2 -	36.987	77.1	22.472	96.9	31.308	***77.0***	28.415	***95.7***	1:59.182	**(3)**	73.49	1.458	13:07:13.050
3 -	36.561	78.2	22.783	95.4	31.786	74.5	28.590	93.9	1:59.720		73.16	1.996	13:09:12.770
4 -	36.609	77.8	22.834	96.9	32.059	72.9	28.633	93.4	2:00.135		72.91	2.411	13:11:12.905
5 -	36.534	78.3	***22.355***	***98.3***	30.518	76.1	***28.317***	94.5	***1:57.724***	**(1)**	***74.40***		***13:13:10.629***
6 -	39.851	69.0	23.848	85.4	37.875	48.7	35.654	89.0	2:17.228		63.83	19.504	13:15:27.857
7 -	38.243	71.9	24.434	84.0	34.836	52.9	IN PIT		6:32.656	**P**	22.30	4:34.932	13:22:00.513
8 -	OUTLAP	76.0	23.080	89.1	32.879	64.1	32.416	92.8	2:12.291		66.21	14.567	13:24:12.804
9 -	***36.187***	***79.1***	23.578	70.4	34.664	76.8	28.605	93.0	2:03.034		71.19	5.310	13:26:15.838
10 -	36.578	78.0	22.381	98.1	***30.273***	75.2	29.012	92.8	1:58.244	**(2)**	74.08	0.520	13:28:14.082
11 -	41.653	61.3	26.528	88.4	32.879	51.9	31.015	93.0	2:12.075		66.32	14.351	13:30:26.157

P36 6 7 Graeme DAVIS Mini Se7en 998 - Privateer

IDEAL LAP TIME : 1:57.126 BEST LAP TIME : 1:57.738 DIFFERENCE : 0.612

LAP	SECTOR 1		SECTOR 2		SECTOR 3		SECTOR 4		LAP TIME		MPH	DIFF	TIME OF DAY
1 -	OUTLAP	61.4	24.330	96.2	32.343	71.4	29.237	94.1	2:10.190		67.28	12.452	13:05:13.387
2 -	36.627	77.2	22.849	96.2	30.826	76.0	28.614	94.5	1:58.916		73.66	1.178	13:07:12.303
3 -	36.956	***77.9***	***22.607***	***97.5***	31.772	74.3	28.567	93.4	1:59.902		73.05	2.164	13:09:12.205
4 -	36.487	76.4	22.919	96.0	31.004	74.5	28.864	92.6	1:59.274		73.44	1.536	13:11:11.479
5 -	36.644	76.5	22.991	96.0	30.303	76.0	28.717	92.1	1:58.655		73.82	0.917	13:13:10.134
6 -	42.231	67.7	24.304	89.2	37.671	50.0	31.388	93.7	2:15.594		64.60	17.856	13:15:25.728
7 -	41.412	69.3	24.740	75.9	36.724	71.3	29.334	91.6	2:12.210		66.25	14.472	13:17:37.938
8 -	40.692	75.3	23.553	96.0	33.756	69.8	28.817	***95.4***	2:06.818		69.07	9.080	13:19:44.756
9 -	***36.228***	77.8	22.609	96.2	30.841	***78.7***	***28.477***	93.7	1:58.155	**(3)**	74.13	0.417	13:21:42.911
10 -	36.639	76.6	22.757	97.2	***29.814***	77.5	28.528	93.3	***1:57.738***	**(1)**	***74.40***		***13:23:40.649***
11 -	36.288	77.3	22.820	97.3	30.408	***78.7***	28.599	92.8	1:58.115	**(2)**	74.16	0.377	13:25:38.764
12 -	36.289	76.7	23.025	94.5	30.893	74.6	28.737	92.0	1:58.944		73.64	1.206	13:27:37.708

P37 38 7 Steven HOPPER Mini Se7en 998 - D&P Motors / Roonspeed

IDEAL LAP TIME : 1:56.849 BEST LAP TIME : 1:57.800 DIFFERENCE : 0.951

LAP	SECTOR 1		SECTOR 2		SECTOR 3		SECTOR 4		LAP TIME		MPH	DIFF	TIME OF DAY
1 -	OUTLAP	63.8	24.201	93.3	32.785	64.6	29.450	91.8	2:10.408		67.17	12.608	13:05:24.300
2 -	37.119	76.8	22.782	95.0	31.253	69.0	29.241	91.5	2:00.395		72.75	2.595	13:07:24.695
3 -	36.573	76.2	22.859	93.8	30.796	***77.3***	28.523	92.0	1:58.751	**(2)**	73.76	0.951	13:09:23.446
4 -	36.645	76.3	23.109	93.5	34.543	62.0	IN PIT		4:49.304	**P**	30.27	2:51.504	13:14:12.750
5 -	OUTLAP	70.9	25.307	74.8	35.674	63.9	29.155	91.8	2:13.805		65.46	16.005	13:16:26.555
6 -	36.730	76.2	23.066	93.3	30.818	71.8	28.725	92.4	1:59.339		73.40	1.539	13:18:25.894
7 -	37.226	76.6	23.105	93.4	30.436	76.1	28.464	92.4	1:59.231	**(3)**	73.46	1.431	13:20:25.125
8 -	***36.277***	76.5	22.795	94.9	30.177	77.2	28.551	90.5	***1:57.800***	**(1)**	***74.36***		***13:22:22.925***
9 -	45.626	55.8	27.310	75.3	36.295	59.5	29.298	92.5	2:18.529		63.23	20.729	13:24:41.454
10 -	37.632	65.4	25.186	82.9	34.435	60.1	30.651	92.0	2:07.904		68.48	10.104	13:26:49.358
11 -	38.716	***77.6***	***22.534***	***96.0***	***29.652***	76.9	***28.386***	***92.8***	1:59.288		73.43	1.488	13:28:48.646
12 -	37.104	76.0	23.283	94.5	30.542	76.0	28.502	92.6	1:59.431		73.34	1.631	13:30:48.077

Weather / Track : Bright / Dry

Brands Hatch GP
Circuit Length = 2.4332 miles
Start: 13:02 Flag 13:32 End: 13:35

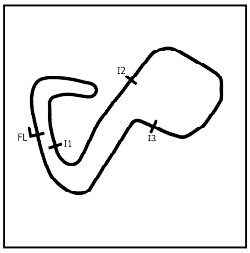

2020 Dunlop Mini Challenges supported by Mini Spares

QUALIFYING - ROUND 3 - SECTOR ANALYSIS

SECTOR 1 = FL to I1, SECTOR 2 = I1 to I2 SECTOR 3 = I2 to I3, SECTOR 4 = I3 to FL, DIFF = Difference To Personal Best Lap, P = Crossed Finish Line in Pit Lane, D = Time Disallowed

P38 712 7 S Greg DAW Mini Se7en S 1293 - Paul Inch Engine Services

IDEAL LAP TIME : 1:57.622 BEST LAP TIME : 1:57.877 DIFFERENCE : 0.255

LAP	SECTOR 1		SECTOR 2		SECTOR 3		SECTOR 4		LAP TIME		MPH	DIFF	TIME OF DAY
1 -	OUTLAP	68.6	24.754	82.6	36.088	65.7	31.521	88.4	2:17.237		63.83	19.360	13:05:29.861
2 -	39.814	75.3	23.442	94.2	33.022	70.9	29.571	91.0	2:05.849		69.60	7.972	13:07:35.710
3 -	37.374	76.4	23.090	94.5	32.522	75.4	29.218	93.4	2:02.204		71.68	4.327	13:09:37.914
4 -	37.630	76.6	22.925	95.7	31.338	73.4	30.420	89.4	2:02.313		71.61	4.436	13:11:40.227
5 -	37.631	75.5	23.134	95.0	30.918	77.5	28.677	92.5	2:00.360		72.78	2.483	13:13:40.587
6 -	36.739	76.2	23.079	93.9	30.734	77.9	28.811	92.0	~~1:59.363~~	D	73.38	1.486	13:15:39.950
7 -	36.618	77.0	22.754	96.2	30.433	76.9	28.715	***94.6***	1:58.520	(2)	73.91	0.643	13:17:38.470
8 -	38.165	76.3	22.756	94.2	30.072	77.6	28.527	92.4	1:59.520		73.29	1.643	13:19:37.990
9 -	36.868	76.8	23.025	94.1	31.479	70.2	29.084	93.0	2:00.456		72.72	2.579	13:21:38.446
10 -	***36.370***	***77.2***	***22.740***	95.1	30.293	78.6	***28.474***	93.7	***1:57.877***	(1)	***74.31***		***13:23:36.323***
11 -	37.058	77.0	25.452	67.6	39.850	61.2	32.329	74.5	2:14.689		65.03	16.812	13:25:51.012
12 -	47.856	62.5	25.758	76.6	40.946	50.3	31.132	90.8	2:25.692		60.12	27.815	13:28:16.704
13 -	39.892	70.7	23.077	***96.5***	31.735	72.6	28.766	93.8	2:03.470		70.94	5.593	13:30:20.174
14 -	37.469	76.6	23.005	95.5	***30.038***	***81.4***	28.558	93.4	1:59.070	(3)	73.56	1.193	13:32:19.244

P39 736 7 S Thorburn ASTIN Mini Se7en S 1275 - Privateer

IDEAL LAP TIME : 1:57.396 BEST LAP TIME : 1:58.413 DIFFERENCE : 1.017

LAP	SECTOR 1		SECTOR 2		SECTOR 3		SECTOR 4		LAP TIME		MPH	DIFF	TIME OF DAY
1 -	OUTLAP	70.4	24.887	84.8	34.779	65.5	30.033	92.5	2:14.407		65.17	15.994	13:05:47.913
2 -	39.821	75.7	***22.886***	***95.3***	35.487	63.7	32.022	92.8	2:10.216		67.27	11.803	13:07:58.129
3 -	37.073	77.3	23.365	93.8	31.048	72.2	28.564	92.9	2:00.050		72.96	1.637	13:09:58.179
4 -	***35.903***	75.4	23.050	95.1	31.008	73.8	***28.545***	91.5	~~1:58.506~~	D	73.91	0.093	13:11:56.685
5 -	36.407	76.9	23.326	93.3	31.953	70.8	28.552	93.2	2:00.238		72.85	1.825	13:13:56.923
6 -	36.000	76.3	23.047	92.1	31.323	64.6	28.754	92.0	1:59.124		73.53	0.711	13:15:56.047
7 -	36.456	74.3	23.515	94.5	30.719	74.1	29.182	90.9	1:59.872		73.07	1.459	13:17:55.919
8 -	36.186	76.7	22.988	93.4	31.005	74.4	28.671	91.4	1:58.850	(3)	73.70	0.437	13:19:54.769
9 -	36.916	69.7	25.766	87.0	31.355	72.8	IN PIT		4:39.961	P	31.28	2:41.548	13:24:34.730
10 -	OUTLAP	60.2	26.969	79.6	34.464	71.8	28.812	92.6	2:17.779		63.57	19.366	13:26:52.509
11 -	36.400	76.8	23.434	92.1	30.298	***74.7***	28.616	***93.5***	1:58.748	(2)	73.76	0.335	13:28:51.257
12 -	36.514	***77.4***	23.018	93.8	***30.062***	73.9	28.819	92.0	***1:58.413***	(1)	***73.97***		***13:30:49.670***
13 -	37.003	74.7	23.205	92.9	30.705	71.8	28.713	91.5	1:59.626		73.22	1.213	13:32:49.296

P40 26 Mig Peter ARNOLD Mini Miglia 1293 - Arnold Racing

IDEAL LAP TIME : 1:57.527 BEST LAP TIME : 1:59.268 DIFFERENCE : 1.741

LAP	SECTOR 1		SECTOR 2		SECTOR 3		SECTOR 4		LAP TIME		MPH	DIFF	TIME OF DAY
1 -	OUTLAP	74.3	24.240	95.8	35.955	61.4	30.408	97.8	2:14.800		64.98	15.532	13:05:02.490
2 -	39.050	77.3	23.382	86.0	34.073	***73.7***	32.298	***100.1***	2:08.803		68.00	9.535	13:07:11.293
3 -	37.395	80.3	22.141	101.8	34.087	67.9	30.119	98.9	2:03.742		70.79	4.474	13:09:15.035
4 -	37.660	80.4	22.797	91.9	33.003	66.1	29.085	94.3	2:02.545	(3)	71.48	3.277	13:11:17.580
5 -	37.748	81.9	22.114	101.5	***31.069***	73.0	31.650	87.0	2:02.581		71.46	3.313	13:13:20.161
6 -	37.455	73.3	22.573	102.2	33.645	63.3	29.502	98.9	2:03.175		71.11	3.907	13:15:23.336
7 -	***35.840***	***84.7***	21.546	103.2	32.802	68.8	***29.080***	99.5	***1:59.268***	(1)	***73.44***		***13:17:22.604***
8 -	36.317	83.7	***21.538***	***104.3***	32.065	66.9	30.809	94.1	2:00.729	(2)	72.55	1.461	13:19:23.333

P41 10 7 Julian PROCTOR Mini Se7en 998 - Privateer

IDEAL LAP TIME : 1:59.025 BEST LAP TIME : 1:59.349 DIFFERENCE : 0.324

LAP	SECTOR 1		SECTOR 2		SECTOR 3		SECTOR 4		LAP TIME		MPH	DIFF	TIME OF DAY
1 -	OUTLAP	71.6	24.838	85.9	34.697	66.9	30.483	91.6	2:16.320		64.25	16.971	13:05:47.651
2 -	38.966	74.9	23.297	93.8	35.807	66.3	32.194	91.4	2:10.264		67.24	10.915	13:07:57.915
3 -	37.238	75.5	23.666	90.1	32.319	73.4	30.889	90.4	2:04.112		70.58	4.763	13:10:02.027
4 -	37.643	75.7	23.840	93.4	32.338	73.2	29.614	91.6	2:03.435		70.96	4.086	13:12:05.462
5 -	38.135	75.5	23.367	95.0	32.731	70.0	IN PIT		5:15.286	P	27.78	3:15.937	13:17:20.748
6 -	OUTLAP	73.2	24.626	92.1	31.618	72.7	29.612	91.1	2:10.348		67.20	10.999	13:19:31.096
7 -	***36.566***	76.6	23.110	93.7	***30.718***	***75.8***	28.955	91.3	***1:59.349***	(1)	***73.39***		***13:21:30.445***
8 -	37.732	76.7	23.351	***96.4***	31.205	75.6	***28.918***	***92.4***	2:01.206	(3)	72.27	1.857	13:23:31.651
9 -	36.636	***77.0***	***22.823***	95.4	31.301	72.7	28.958	91.9	1:59.718	(2)	73.17	0.369	13:25:31.369

Weather / Track : Bright / Dry

Brands Hatch GP
Circuit Length = 2.4332 miles
Start: 13:02 Flag 13:32 End: 13:35

2020 Dunlop Mini Challenges supported by Mini Spares

QUALIFYING - ROUND 3 - SECTOR ANALYSIS

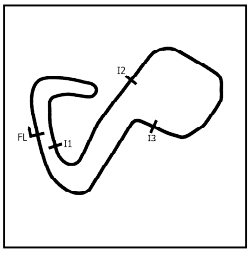

SECTOR 1 = FL to I1, SECTOR 2 = I1 to I2 SECTOR 3 = I2 to I3, SECTOR 4 = I3 to FL, DIFF = Difference To Personal Best Lap, P = Crossed Finish Line in Pit Lane, D = Time Disallowed

P42 720 7 S Ben CUTLER Mini Se7en S 1293 - Privateer

IDEAL LAP TIME : 1:59.281 BEST LAP TIME : 1:59.747 DIFFERENCE : 0.466

LAP	SECTOR 1		SECTOR 2		SECTOR 3		SECTOR 4		LAP TIME		MPH	DIFF	TIME OF DAY
1 -	OUTLAP	69.4	24.807	88.6	34.413	60.2	30.170	91.6	2:14.243		65.25	14.496	13:05:49.189
2 -	40.009	70.7	23.487	86.7	34.853	60.2	31.170	***93.2***	2:09.519		67.63	9.772	13:07:58.708
3 -	37.310	74.7	23.066	89.0	34.237	72.2	29.478	91.8	2:04.091		70.59	4.344	13:10:02.799
4 -	***36.948***	76.0	23.660	93.3	31.512	74.0	29.395	89.7	2:01.515		72.08	1.768	13:12:04.314
5 -	37.078	75.1	23.247	92.4	30.918	73.1	29.224	92.4	2:00.467	**(3)**	72.71	0.720	13:14:04.781
6 -	37.111	76.0	22.997	***94.6***	30.670	***74.9***	***28.969***	91.4	***1:59.747***	**(1)**	***73.15***		***13:16:04.528***
7 -	37.330	***76.2***	23.293	92.8	30.833	72.7	29.323	92.4	2:00.779		72.52	1.032	13:18:05.307
8 -	37.233	74.5	23.357	93.3	***30.397***	74.2	29.064	90.3	2:00.051	**(2)**	72.96	0.304	13:20:05.358
9 -	37.346	75.4	***22.967***	***94.6***	31.176	74.3	29.496	86.9	2:00.985		72.40	1.238	13:22:06.343

P43 715 7 S Jonnie KENT Mini Se7en S 1275 - Privateer

IDEAL LAP TIME : 1:59.290 BEST LAP TIME : 2:00.423 DIFFERENCE : 1.133

LAP	SECTOR 1		SECTOR 2		SECTOR 3		SECTOR 4		LAP TIME		MPH	DIFF	TIME OF DAY
1 -	OUTLAP	68.4	24.729	83.9	36.536	65.8	31.154	91.3	2:15.624		64.58	15.201	13:05:21.232
2 -	38.144	75.8	22.786	95.1	32.893	72.0	30.383	92.6	2:04.206		70.52	3.783	13:07:25.438
3 -	37.544	75.8	***22.410***	96.4	32.195	71.6	29.259	93.5	2:01.408		72.15	0.985	13:09:26.846
4 -	36.820	77.0	22.687	93.7	41.369	52.7	IN PIT		2:36.365	**P**	56.02	35.942	13:12:03.211
5 -	OUTLAP	76.2	22.417	94.7	33.347	71.0	29.316	93.5	2:07.551		68.67	7.128	13:14:10.762
6 -	37.083	78.4	22.747	95.7	31.817	73.4	***28.776***	94.5	***2:00.423***	**(1)**	***72.74***		***13:16:11.185***
7 -	36.935	78.3	22.638	91.4	32.016	73.5	29.283	92.9	2:00.872		72.47	0.449	13:18:12.057
8 -	37.254	77.5	22.594	95.5	32.120	73.7	30.135	93.8	2:02.103		71.74	1.680	13:20:14.160
9 -	***36.655***	77.6	24.045	94.3	31.908	***74.5***	29.329	92.4	2:01.937		71.83	1.514	13:22:16.097
10 -	37.018	76.3	23.012	94.3	***31.449***	74.3	29.330	***94.7***	2:00.809	**(3)**	72.50	0.386	13:24:16.906
11 -	37.849	***78.5***	22.556	***97.1***	31.662	73.8	29.033	93.8	2:01.100		72.33	0.677	13:26:18.006
12 -	37.381	77.9	22.636	96.8	31.497	73.9	28.980	93.4	2:00.494	**(2)**	72.69	0.071	13:28:18.500
13 -	37.602	76.9	23.081	94.5	31.535	72.3	28.884	92.6	2:01.102		72.33	0.679	13:30:19.602
14 -	39.215	75.4	22.832	95.4	31.914	70.1	29.233	93.2	2:03.194		71.10	2.771	13:32:22.796

P44 742 7 S Benjamin BUTLER Mini Se7en S 1275 - Privateer

IDEAL LAP TIME : 2:01.846 BEST LAP TIME : 2:02.412 DIFFERENCE : 0.566

LAP	SECTOR 1		SECTOR 2		SECTOR 3		SECTOR 4		LAP TIME		MPH	DIFF	TIME OF DAY
1 -	OUTLAP	64.4	25.740	80.9	34.906	64.8	30.411	91.1	2:15.534		64.63	13.122	13:05:34.569
2 -	38.466	74.8	23.362	93.0	32.996	66.3	29.886	91.8	2:04.710		70.24	2.298	13:07:39.279
3 -	38.108	74.8	23.078	88.8	32.632	68.1	29.862	92.4	2:03.680	**(3)**	70.82	1.268	13:09:42.959
4 -	37.809	75.4	22.765	95.7	32.325	70.1	29.513	***93.8***	***2:02.412***	**(1)**	***71.56***		***13:11:45.371***
5 -	38.156	73.7	23.044	92.1	39.612	55.0	38.071	61.7	2:18.883		63.07	16.471	13:14:04.254
6 -	39.473	***76.8***	23.002	***95.8***	***32.226***	***70.4***	30.511	89.5	2:05.212		69.96	2.800	13:16:09.466
7 -	39.606	76.2	***22.668***	94.1	32.605	68.1	***29.489***	92.8	2:04.368		70.43	1.956	13:18:13.834
8 -	***37.463***	75.7	23.271	94.7	33.181	66.1	38.311	62.2	2:12.226		66.24	9.814	13:20:26.060
9 -	44.390	61.1	29.049	62.3	43.252	49.3	38.732	68.5	2:35.423		56.36	33.011	13:23:01.483
10 -	48.086	53.5	30.755	61.2	43.384	53.9	IN PIT		4:33.677	**P**	32.00	2:31.265	13:27:35.160
11 -	OUTLAP	73.9	24.604	76.1	35.634	66.0	30.624	91.0	2:17.822		63.55	15.410	13:29:52.982
12 -	37.766	74.9	23.089	94.2	33.917	68.3	30.282	90.1	2:05.054		70.04	2.642	13:31:58.036
13 -	37.726	75.0	22.963	95.4	32.441	69.2	30.343	89.9	2:03.473	**(2)**	70.94	1.061	13:34:01.509

P45 31 7 Jordan SIMS Mini Se7en 998 - Clearsons / Roonspeed

IDEAL LAP TIME : 2:02.625 BEST LAP TIME : 2:02.958 DIFFERENCE : 0.333

LAP	SECTOR 1		SECTOR 2		SECTOR 3		SECTOR 4		LAP TIME		MPH	DIFF	TIME OF DAY
1 -	OUTLAP	69.3	24.211	88.7	34.017	68.1	29.712	89.4	2:12.029		66.34	9.071	13:05:36.687
2 -	***38.274***	75.0	23.269	***91.9***	32.427	65.8	29.214	***91.8***	2:03.184	**(2)**	71.11	0.226	13:07:39.871
3 -	38.692	***75.1***	***23.201***	91.3	32.905	68.6	***29.169***	91.5	2:03.967	**(3)**	70.66	1.009	13:09:43.838
4 -	38.319	73.0	23.367	91.5	***31.981***	***71.6***	29.291	90.3	***2:02.958***	**(1)**	***71.24***		***13:11:46.796***

Weather / Track : Bright / Dry

Brands Hatch GP
Circuit Length = 2.4332 miles
Start: 13:02 Flag 13:32 End: 13:35

2020 Dunlop Mini Challenges supported by Mini Spares

QUALIFYING - ROUND 3 - SECTOR ANALYSIS

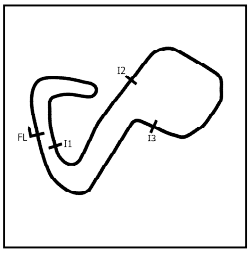

SECTOR 1 = FL to I1, SECTOR 2 = I1 to I2 SECTOR 3 = I2 to I3, SECTOR 4 = I3 to FL, DIFF = Difference To Personal Best Lap, P = Crossed Finish Line in Pit Lane, D = Time Disallowed

P46 57 7 Philip GILLIBRAND Mini Se7en 998 - Privateer

IDEAL LAP TIME : 2:01.995 BEST LAP TIME : 2:03.652 DIFFERENCE : 1.657

LAP	SECTOR 1		SECTOR 2		SECTOR 3		SECTOR 4		LAP TIME	MPH	DIFF	TIME OF DAY
1 -	OUTLAP	70.1	24.283	91.1	34.537	65.9	29.717	90.0	2:13.030	65.84	9.378	13:05:40.965
2 -	38.427	72.8	23.657	92.3	32.276	68.9	29.853	***91.5***	2:04.213	70.52	0.561	13:07:45.178
3 -	39.688	74.0	23.373	***93.3***	***31.758***	69.9	***29.332***	90.0	2:04.151 **(3)**	70.55	0.499	13:09:49.329
4 -	37.769	***74.8***	***23.209***	93.2	31.999	***73.5***	30.675	87.8	***2:03.652*** **(1)**	***70.84***		***13:11:52.981***
5 -	38.032	74.3	23.624	91.9	32.450	58.0	29.813	90.3	2:03.919 **(2)**	70.69	0.267	13:13:56.900
6 -	***37.696***	69.7	23.798	91.5	33.055	68.3	29.703	90.1	2:04.252	70.50	0.600	13:16:01.152
7 -	40.152	62.3	26.042	74.2	42.448	56.0	34.043	71.4	2:22.685	61.39	19.033	13:18:23.837
8 -	43.666	63.2	26.257	71.9	37.969	50.1	32.211	72.9	2:20.103	62.52	16.451	13:20:43.940
9 -	43.817	67.9	23.735	86.9	33.957	45.0	35.958	87.8	2:17.467	63.72	13.815	13:23:01.407
10 -	40.695	72.5	23.766	90.6	33.604	64.7	29.461	90.0	2:07.526	68.69	3.874	13:25:08.933
11 -	40.492	53.5	24.957	86.9	35.319	47.9	31.351	86.9	2:12.119	66.30	8.467	13:27:21.052
12 -	38.900	67.9	24.503	87.3	34.150	60.5	32.086	79.4	2:09.639	67.57	5.987	13:29:30.691
13 -	44.144	68.4	27.200	74.8	34.736	49.4	33.269	80.4	2:19.349	62.86	15.697	13:31:50.040
14 -	39.833	66.7	24.797	82.5	38.719	59.4	31.454	89.2	2:14.803	64.98	11.151	13:34:04.843

P47 795 7 S Stuart GILBY Mini Se7en S 1275 - Privateer

IDEAL LAP TIME : 2:05.000 BEST LAP TIME : 2:06.161 DIFFERENCE : 1.161

LAP	SECTOR 1		SECTOR 2		SECTOR 3		SECTOR 4		LAP TIME	MPH	DIFF	TIME OF DAY
1 -	OUTLAP	72.7	24.287	82.5	35.042	64.4	29.984	***89.2***	2:13.788	65.47	7.627	13:05:42.483
2 -	38.549	73.3	24.407	90.0	33.401	***67.6***	***29.804***	88.8	***2:06.161*** **(1)**	***69.43***		***13:07:48.644***
3 -	***38.429***	***73.4***	***23.544***	***92.5***	***33.223***	66.5	46.582	78.3	2:21.778 **(2)**	61.78	15.617	13:10:10.422

P48 796 7 S Mark CHAPPELL Mini Se7en S 1275 - Privateer

IDEAL LAP TIME : 2:08.016 BEST LAP TIME : 2:11.788 DIFFERENCE : 3.772

LAP	SECTOR 1		SECTOR 2		SECTOR 3		SECTOR 4		LAP TIME	MPH	DIFF	TIME OF DAY
1 -	OUTLAP	68.1	24.882	89.2	35.099	59.6	***30.882***	***89.9***	2:15.842	64.48	4.054	13:05:45.640
2 -	***38.901***	***74.8***	24.519	83.1	36.251	62.7	32.691	82.3	2:12.362 **(2)**	66.18	0.574	13:07:58.002
3 -	40.960	68.4	25.071	93.3	***34.093***	56.9	31.664	88.6	***2:11.788*** **(1)**	***66.46***		***13:10:09.790***
4 -	39.074	72.7	***24.140***	***93.5***	34.503	***65.3***	IN PIT		11:56.117 **P**	12.23	9:44.329	13:22:05.907

P49 729 7 S Darren JEREMIAH Mini Se7en S 1300 - Privateer

IDEAL LAP TIME : 2:10.022 BEST LAP TIME : 2:13.209 DIFFERENCE : 3.187

LAP	SECTOR 1		SECTOR 2		SECTOR 3		SECTOR 4		LAP TIME	MPH	DIFF	TIME OF DAY
1 -	OUTLAP	64.9	27.150	73.1	39.663	59.7	32.314		2:25.743	60.10	12.534	13:05:46.293
2 -	39.459	71.9	24.709	76.4	38.028	61.3	***31.134***		2:13.330 **(2)**	65.70	0.121	13:07:59.623
3 -	41.978	***74.9***	***23.643***	***83.9***	***36.082***	***64.1***	31.506		***2:13.209*** **(1)**	***65.76***		***13:10:12.832***
4 -	40.535	***74.9***	24.171	83.5	36.388	60.2	32.862		2:13.956	65.39	0.747	13:12:26.788
5 -	39.844	72.9	31.171	50.3	36.785	62.8	IN PIT		13:54.926 **P**	10.49	11:41.717	13:26:21.714
6 -	OUTLAP	62.5	27.523	67.0	51.261	55.6	31.773		2:42.733	53.82	29.524	13:29:04.447
7 -	***39.163***	72.9	24.243	78.0	38.355	63.5	31.598		2:13.359 **(3)**	65.68	0.150	13:31:17.806

Weather / Track : Bright / Dry

Brands Hatch GP
Circuit Length = 2.4332 miles
Start: 13:02 Flag 13:32 End: 13:35

2020 Dunlop Mini Challenges supported by Mini Spares

QUALIFYING - ROUND 3 - BEST SPEEDS

	INTERMEDIATE 1			INTERMEDIATE 2			INTERMEDIATE 3			FINISH LINE		
POS	NO	NAME	MPH	NO	NAME	MPH	NO	NAME	MPH	NO	NAME	MPH
1	171	LEWIS	91.8	85	SUMMERHAYES	111.4	23	DEETH	89.7	48	DEEGAN	109.1
2	85	SUMMERHAYES	90.1	48	DEEGAN	110.7	0	PEACOCK	88.1	37	CUTHBERTSON	108.5
3	56	PADMORE	90.0	37	CUTHBERTSON	110.7	85	SUMMERHAYES	87.7	85	SUMMERHAYES	108.4
4	23	DEETH	89.9	23	DEETH	110.1	21	SMITH	87.1	0	PEACOCK	108.4
5	70	JORDAN	89.9	70	JORDAN	110.1	53	BURGE	87.0	171	LEWIS	108.4
6	29	DREW	89.9	171	LEWIS	110.0	11	ASTIN	86.7	70	JORDAN	107.2
7	48	DEEGAN	89.8	11	ASTIN	109.8	70	JORDAN	86.4	21	SMITH	107.0
8	0	PEACOCK	89.8	113	HARVEY	109.6	32	OWENS	85.0	11	ASTIN	107.0
9	11	ASTIN	89.4	0	PEACOCK	109.4	500	DAVIS	84.7	78	KENDALL	106.5
10	53	BURGE	89.4	29	DREW	109.2	69	LE MAY	84.6	56	PADMORE	106.3
11	78	KENDALL	89.2	132	COX	109.2	78	KENDALL	84.4	4	PORTER	106.3
12	113	HARVEY	89.1	32	OWENS	109.2	4	PORTER	84.3	53	BURGE	106.1
13	21	SMITH	89.0	4	PORTER	108.9	29	DREW	83.3	132	COX	105.8
14	4	PORTER	88.6	78	KENDALL	108.9	86	BALDING	82.9	32	OWENS	105.8
15	37	CUTHBERTSON	88.6	53	BURGE	108.7	48	DEEGAN	82.8	23	DEETH	105.6
16	132	COX	88.6	21	SMITH	108.5	37	CUTHBERTSON	82.5	29	DREW	105.6
17	474	EVANS	88.4	56	PADMORE	108.2	1	SMITH	82.4	72	HOWARD	105.6
18	500	DAVIS	88.3	500	DAVIS	108.2	56	PADMORE	82.2	69	LE MAY	105.3
19	72	HOWARD	88.0	69	LE MAY	108.2	17	JESSOP	82.1	474	EVANS	105.0
20	32	OWENS	87.8	72	HOWARD	106.8	132	COX	81.8	500	DAVIS	104.8
21	69	LE MAY	87.1	474	EVANS	106.8	712	DAW	81.4	113	HARVEY	104.6
22	17	JESSOP	84.9	17	JESSOP	106.0	72	HOWARD	81.1	17	JESSOP	104.2
23	26	ARNOLD	84.7	26	ARNOLD	104.3	171	LEWIS	80.9	86	BALDING	101.5
24	27	HARRIES	84.2	86	BALDING	102.7	474	EVANS	80.7	27	HARRIES	101.0
25	86	BALDING	83.6	27	HARRIES	102.6	76	POLLEY	80.7	26	ARNOLD	100.1
26	49	BILLISON	80.3	49	BILLISON	101.0	787	O'BRIEN	80.6	1	SMITH	99.2
27	76	POLLEY	80.1	1	SMITH	99.7	113	HARVEY	80.1	49	BILLISON	98.8
28	1	SMITH	79.7	73	WANSTALL	99.1	758	AYRES	79.3	73	WANSTALL	97.5
29	73	WANSTALL	79.7	46	HUNTER	98.8	77	DEVINY	79.1	76	POLLEY	97.2
30	77	DEVINY	79.6	5	ROBERTS	98.3	46	HUNTER	78.9	77	DEVINY	96.5
31	5	ROBERTS	79.1	76	POLLEY	98.2	6	DAVIS	78.7	5	ROBERTS	95.7
32	46	HUNTER	78.6	77	DEVINY	98.1	49	BILLISON	77.8	6	DAVIS	95.4
33	715	KENT	78.5	6	DAVIS	97.5	38	HOPPER	77.3	711	HARRINGTON	94.7
34	787	O'BRIEN	78.1	715	KENT	97.1	73	WANSTALL	77.2	715	KENT	94.7
35	6	DAVIS	77.9	787	O'BRIEN	96.5	5	ROBERTS	77.0	712	DAW	94.6
36	38	HOPPER	77.6	712	DAW	96.5	711	HARRINGTON	76.7	46	HUNTER	94.5
37	736	ASTIN	77.4	10	PROCTOR	96.4	7	WINDOW	76.6	758	AYRES	93.9
38	711	HARRINGTON	77.2	758	AYRES	96.1	10	PROCTOR	75.8	787	O'BRIEN	93.8
39	712	DAW	77.2	711	HARRINGTON	96.0	720	CUTLER	74.9	742	BUTLER	93.8
40	10	PROCTOR	77.0	38	HOPPER	96.0	736	ASTIN	74.7	736	ASTIN	93.5
41	742	BUTLER	76.8	742	BUTLER	95.8	715	KENT	74.5	7	WINDOW	93.4
42	7	WINDOW	76.6	7	WINDOW	95.3	27	HARRIES	73.9	720	CUTLER	93.2
43	758	AYRES	76.6	736	ASTIN	95.3	26	ARNOLD	73.7	38	HOPPER	92.8
44	720	CUTLER	76.2	720	CUTLER	94.6	57	GILLIBRAND	73.5	10	PROCTOR	92.4
45	31	SIMS	75.1	796	CHAPPELL	93.5	31	SIMS	71.6	31	SIMS	91.8
46	729	JEREMIAH	74.9	57	GILLIBRAND	93.3	742	BUTLER	70.4	57	GILLIBRAND	91.5
47	57	GILLIBRAND	74.8	795	GILBY	92.5	795	GILBY	67.6	796	CHAPPELL	89.9
48	796	CHAPPELL	74.8	31	SIMS	91.9	796	CHAPPELL	65.3	795	GILBY	89.2
49	795	GILBY	73.4	729	JEREMIAH	83.9	729	JEREMIAH	64.1			

Weather / Track : Bright / Dry

Brands Hatch GP
Circuit Length = 2.4332 miles
Start: 13:02 Flag 13:32 End: 13:35

Results can be found at www.tsl-timing.com

Printed - 13:35 Saturday, 08 August 2020

2020 Dunlop Mini Challenges supported by Mini Spares

QUALIFYING - ROUND 3 - BEST SECTORS

	SECTOR 1			SECTOR 2			SECTOR 3			SECTOR 4		
POS	NO	NAME	TIME	NO	NAME	TIME	NO	NAME	TIME	NO	NAME	TIME
1	70	JORDAN	32.356	70	JORDAN	19.625	23	DEETH	26.496	85	SUMMERH	25.110
2	21	SMITH	32.370	85	SUMMERH	19.685	21	SMITH	26.646	56	PADMORE	25.134
3	23	DEETH	32.413	23	DEETH	19.703	70	JORDAN	26.683	23	DEETH	25.168
4	32	OWENS	32.457	56	PADMORE	19.779	171	LEWIS	26.834	21	SMITH	25.212
5	56	PADMORE	32.542	21	SMITH	19.822	11	ASTIN	26.860	11	ASTIN	25.313
6	48	DEEGAN	32.582	11	ASTIN	19.827	48	DEEGAN	26.943	48	DEEGAN	25.348
7	11	ASTIN	32.609	37	CUTHBER	19.892	0	PEACOCK	26.974	78	KENDALL	25.526
8	85	SUMMERH	32.663	29	DREW	19.908	56	PADMORE	27.123	70	JORDAN	25.530
9	171	LEWIS	32.770	32	OWENS	19.914	32	OWENS	27.166	53	BURGE	25.532
10	53	BURGE	32.812	48	DEEGAN	19.931	78	KENDALL	27.190	0	PEACOCK	25.584
11	0	PEACOCK	32.818	171	LEWIS	19.950	85	SUMMERH	27.206	32	OWENS	25.615
12	4	PORTER	32.944	113	HARVEY	20.031	4	PORTER	27.240	37	CUTHBER	25.699
13	37	CUTHBER	33.001	0	PEACOCK	20.037	29	DREW	27.414	4	PORTER	25.706
14	78	KENDALL	33.026	53	BURGE	20.049	500	DAVIS	27.415	29	DREW	25.713
15	29	DREW	33.084	4	PORTER	20.084	53	BURGE	27.460	171	LEWIS	25.723
16	500	DAVIS	33.143	78	KENDALL	20.150	37	CUTHBER	27.523	500	DAVIS	25.804
17	69	LE MAY	33.551	132	COX	20.390	69	LE MAY	27.936	113	HARVEY	25.938
18	17	JESSOP	33.744	500	DAVIS	20.391	132	COX	28.003	69	LE MAY	25.980
19	113	HARVEY	33.812	72	HOWARD	20.401	17	JESSOP	28.240	132	COX	26.135
20	132	COX	33.952	17	JESSOP	20.414	1	SMITH	28.413	474	EVANS	26.140
21	72	HOWARD	33.981	69	LE MAY	20.469	113	HARVEY	28.447	72	HOWARD	26.227
22	474	EVANS	34.229	474	EVANS	20.728	72	HOWARD	28.612	17	JESSOP	26.399
23	86	BALDING	34.428	86	BALDING	20.981	77	DEVINY	28.965	27	HARRIES	26.776
24	27	HARRIES	34.690	27	HARRIES	20.991	86	BALDING	29.150	86	BALDING	27.008
25	1	SMITH	35.113	26	ARNOLD	21.538	46	HUNTER	29.206	46	HUNTER	27.579
26	49	BILLISO	35.501	49	BILLISO	21.890	787	O'BRIEN	29.241	1	SMITH	27.647
27	77	DEVINY	35.521	1	SMITH	21.919	474	EVANS	29.263	77	DEVINY	27.754
28	787	O'BRIEN	35.657	46	HUNTER	21.992	76	POLLEY	29.305	49	BILLISO	27.911
29	46	HUNTER	35.811	73	WANSTAL	22.085	7	WINDOW	29.643	73	WANSTAL	28.025
30	26	ARNOLD	35.840	77	DEVINY	22.222	38	HOPPER	29.652	76	POLLEY	28.151
31	736	ASTIN	35.903	76	POLLEY	22.250	711	HARRING	29.673	711	HARRING	28.158
32	76	POLLEY	35.964	711	HARRING	22.323	758	AYRES	29.803	787	O'BRIEN	28.215
33	711	HARRING	35.977	5	ROBERTS	22.355	6	DAVIS	29.814	5	ROBERTS	28.317
34	758	AYRES	36.047	715	KENT	22.410	49	BILLISO	29.862	38	HOPPER	28.386
35	7	WINDOW	36.155	787	O'BRIEN	22.456	712	DAW	30.038	758	AYRES	28.410
36	5	ROBERTS	36.187	38	HOPPER	22.534	736	ASTIN	30.062	712	DAW	28.474
37	73	WANSTAL	36.209	6	DAVIS	22.607	73	WANSTAL	30.067	6	DAVIS	28.477
38	6	DAVIS	36.228	742	BUTLER	22.668	5	ROBERTS	30.273	736	ASTIN	28.545
39	38	HOPPER	36.277	712	DAW	22.740	720	CUTLER	30.397	7	WINDOW	28.668
40	712	DAW	36.370	7	WINDOW	22.794	10	PROCTOR	30.718	715	KENT	28.776
41	10	PROCTOR	36.566	10	PROCTOR	22.823	27	HARRIES	30.763	10	PROCTOR	28.918
42	715	KENT	36.655	736	ASTIN	22.886	26	ARNOLD	31.069	720	CUTLER	28.969
43	720	CUTLER	36.948	758	AYRES	22.911	715	KENT	31.449	26	ARNOLD	29.080
44	742	BUTLER	37.463	720	CUTLER	22.967	57	GILLIBR	31.758	31	SIMS	29.169
45	57	GILLIBR	37.696	31	SIMS	23.201	31	SIMS	31.981	57	GILLIBR	29.332
46	31	SIMS	38.274	57	GILLIBR	23.209	742	BUTLER	32.226	742	BUTLER	29.489
47	795	GILBY	38.429	795	GILBY	23.544	795	GILBY	33.223	795	GILBY	29.804
48	796	CHAPPEL	38.901	729	JEREMIA	23.643	796	CHAPPEL	34.093	796	CHAPPEL	30.882
49	729	JEREMIA	39.163	796	CHAPPEL	24.140	729	JEREMIA	36.082	729	JEREMIA	31.134

IDEAL / BEST COMPARISON

		PERFECT LAP	1:43.587		
POS	NO	NAME	IDEAL	BEST	DIFF
1	23	DEETH	1:43.780	1:44.115	0.335
2	21	SMITH	1:44.050	1:44.453	0.403
3	70	JORDAN	1:44.194	1:45.304	1.110
4	56	PADMORE	1:44.578	1:44.578	0.000
5	11	ASTIN	1:44.609	1:45.031	0.422
6	85	SUMMERHAYES	1:44.664	1:45.507	0.843
7	48	DEEGAN	1:44.804	1:45.265	0.461
8	32	OWENS	1:45.152	1:51.857	6.705
9	171	LEWIS	1:45.277	1:45.601	0.324
10	0	PEACOCK	1:45.413	1:45.600	0.187
11	53	BURGE	1:45.853	1:46.235	0.382
12	78	KENDALL	1:45.892	1:46.330	0.438
13	4	PORTER	1:45.974	1:46.302	0.328
14	37	CUTHBERTSON	1:46.115	1:47.072	0.957
15	29	DREW	1:46.119	1:46.518	0.399
16	500	DAVIS	1:46.753	1:47.353	0.600
17	69	LE MAY	1:47.936	1:48.467	0.531
18	113	HARVEY	1:48.228	1:48.228	0.000
19	132	COX	1:48.480	1:49.224	0.744
20	17	JESSOP	1:48.797	1:49.314	0.517
21	72	HOWARD	1:49.221	1:49.887	0.666
22	474	EVANS	1:50.360	1:51.106	0.746
23	86	BALDING	1:51.567	1:51.849	0.282
24	1	SMITH	1:53.092	1:53.302	0.210
25	27	HARRIES	1:53.220	1:54.889	1.669
26	77	DEVINY	1:54.462	1:54.932	0.470
27	46	HUNTER	1:54.588	1:54.901	0.313
28	49	BILLISON	1:55.164	1:55.466	0.302
29	787	O'BRIEN	1:55.569	1:55.886	0.317
30	76	POLLEY	1:55.670	1:56.153	0.483
31	711	HARRINGTON	1:56.131	1:56.903	0.772
32	73	WANSTALL	1:56.386	1:57.508	1.122
33	38	HOPPER	1:56.849	1:57.800	0.951
34	6	DAVIS	1:57.126	1:57.738	0.612
35	5	ROBERTS	1:57.132	1:57.724	0.592
36	758	AYRES	1:57.171	1:57.674	0.503
37	7	WINDOW	1:57.260	1:57.475	0.215
38	736	ASTIN	1:57.396	1:58.413	1.017
39	26	ARNOLD	1:57.527	1:59.268	1.741
40	712	DAW	1:57.622	1:57.877	0.255
41	10	PROCTOR	1:59.025	1:59.349	0.324
42	720	CUTLER	1:59.281	1:59.747	0.466
43	715	KENT	1:59.290	2:00.423	1.133
44	742	BUTLER	2:01.846	2:02.412	0.566
45	57	GILLIBRAND	2:01.995	2:03.652	1.657
46	31	SIMS	2:02.625	2:02.958	0.333
47	795	GILBY	2:05.000	2:06.161	1.161
48	796	CHAPPELL	2:08.016	2:11.788	3.772
49	729	JEREMIAH	2:10.022	2:13.209	3.187

Weather / Track : Bright / Dry

Brands Hatch GP
Circuit Length = 2.4332 miles
Start: 13:02 Flag 13:32 End: 13:35

Results can be found at www.tsl-timing.com

Printed - 13:35 Saturday, 08 August 2020

2020 Dunlop Mini Challenges supported by Mini Spares

QUALIFYING - ROUND 3 - WEATHER CONDITIONS

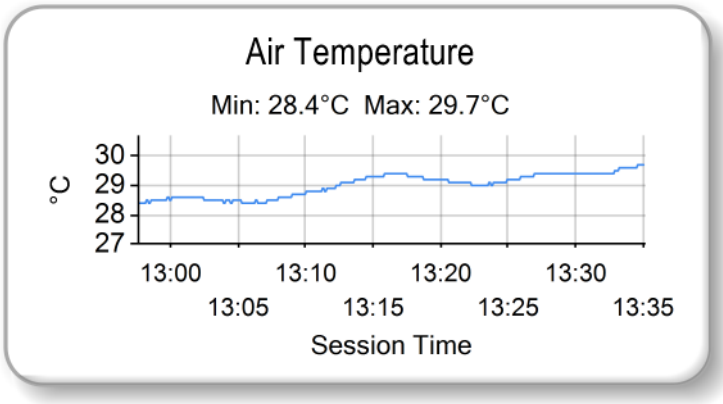

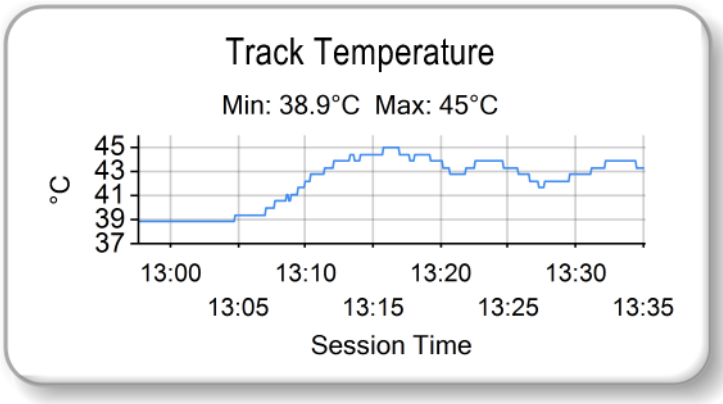

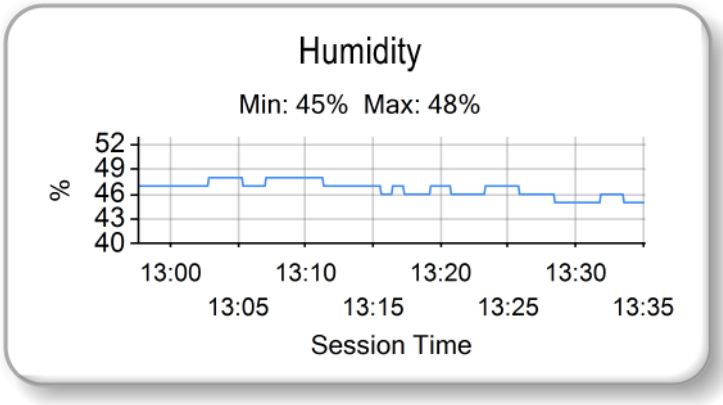

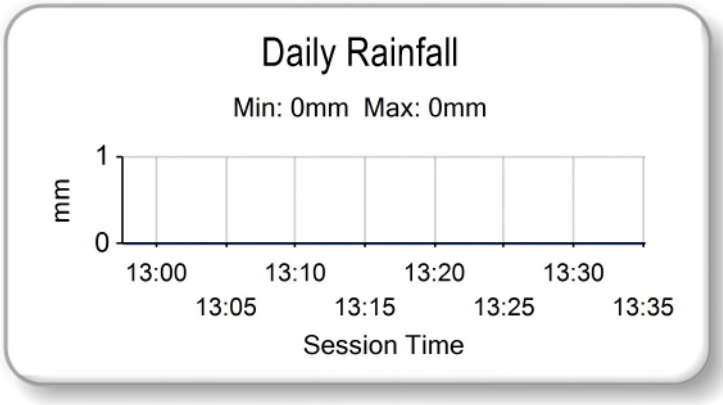

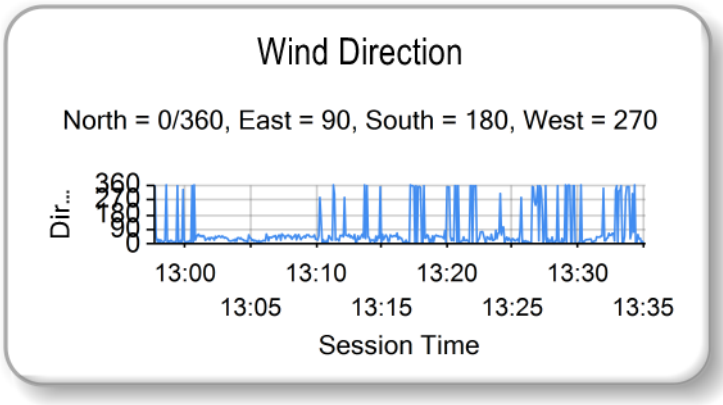

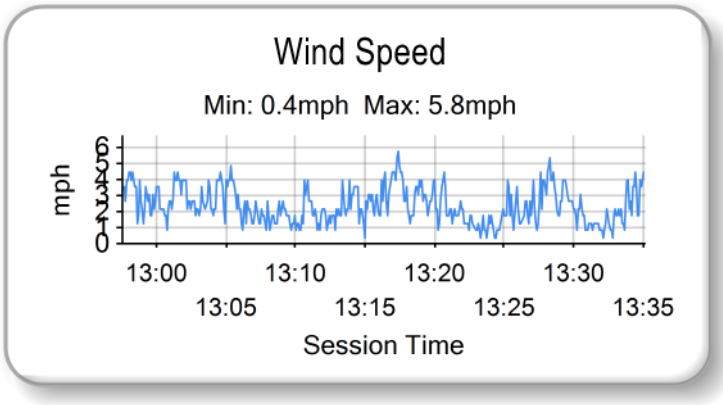

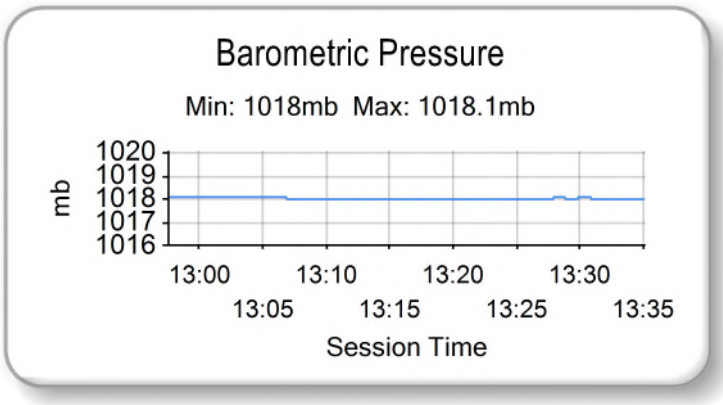

Weather / Track : Bright / Dry

Brands Hatch GP
Circuit Length = 2.4332 miles
Start: 13:02 Flag 13:32 End: 13:35

Results can be found at www.tsl-timing.com

Printed - 13:36 Saturday, 08 August 2020

2020 Dunlop Mini Challenges supported by Mini Spares

QUALIFYING - ROUND 3 - STATISTICS

Competitors Started	49
Planned Start	2020-08-08 @ 13:05:00.000
Actual Start	2020-08-08 @ 13:02:06.033
Finish Time	2020-08-08 @ 13:32:06.397
Track Length	2.4332mi.
Total Laps	519
Total Distance Covered	1262.8772mi.

Session Fastest Lap History

NO	CL	NAME	LAP TIME	TIME OF DAY	LAP	VEHICLE
23	Mig	**Rupert DEETH**	**1:44.574**	13:05:51.501	2	Mini Miglia 1293
21	Mig	**Aaron SMITH**	**1:44.453**	13:06:42.063	2	Mini Miglia 1293
23	Mig	**Rupert DEETH**	**1:44.115**	13:24:04.747	5	Mini Miglia 1293

Flag History

TYPE	TIME OF DAY
GREEN	13:02:06.033
FINISH	13:32:06.397

Flag Statistics

TYPE	COUNT	TOTAL LAPS	TOTAL TIME
Green	1	16	32:56.827
Red	0	0	0.000
Safety Car	0	0	0.000
FCY	0	0	0.000

Weather / Track : Bright / Dry

Brands Hatch GP
Circuit Length = 2.4332 miles
Start: 13:02 Flag 13:32 End: 13:35

2020 Dunlop Mini Challenges supported by Mini Spares

QUALIFYING - ROUND 3 - STATISTICS

CLASS : Mig

20 Starters

Fastest Lap History

NO	NAME	LAP TIME	TIME OF DAY	LAP	VEHICLE
23	**Rupert DEETH**	**1:44.574**	13:05:51.501	2	Mini Miglia 1293
21	**Aaron SMITH**	**1:44.453**	13:06:42.063	2	Mini Miglia 1293
23	**Rupert DEETH**	**1:44.115**	13:24:04.747	5	Mini Miglia 1293

Weather / Track : Bright / Dry

Brands Hatch GP
Circuit Length = 2.4332 miles
Start: 13:02 Flag 13:32 End: 13:35

2020 Dunlop Mini Challenges supported by Mini Spares

QUALIFYING - ROUND 3 - STATISTICS

CLASS : Lib

5 Starters

Fastest Lap History

NO	NAME	LAP TIME	TIME OF DAY	LAP	VEHICLE
500	**Rob DAVIS**	**1:50.116**	13:06:20.031	2	Mini Libre 1380
171	**Dan LEWIS**	**1:48.955**	13:06:27.870	2	Mini Libre 1293
171	**Dan LEWIS**	**1:46.259**	13:08:14.129	3	Mini Libre 1293
171	**Dan LEWIS**	**1:45.601**	13:21:57.924	7	Mini Libre 1293

Weather / Track : Bright / Dry

Brands Hatch GP
Circuit Length = 2.4332 miles
Start: 13:02 Flag 13:32 End: 13:35

2020 Dunlop Mini Challenges supported by Mini Spares

QUALIFYING - ROUND 3 - STATISTICS

CLASS : 7

13 Starters

Fastest Lap History

NO	NAME	LAP TIME	TIME OF DAY	LAP	VEHICLE
1	**Jeff SMITH**	**1:54.967**	13:07:01.724	2	Mini Se7en 998
1	**Jeff SMITH**	**1:54.096**	13:10:54.891	4	Mini Se7en 998
1	**Jeff SMITH**	**1:53.302**	13:14:51.195	6	Mini Se7en 998

Weather / Track : Bright / Dry

Brands Hatch GP
Circuit Length = 2.4332 miles
Start: 13:02 Flag 13:32 End: 13:35

2020 Dunlop Mini Challenges supported by Mini Spares

QUALIFYING - ROUND 3 - STATISTICS

CLASS : 7 S

11 Starters

Fastest Lap History

NO	NAME	LAP TIME	TIME OF DAY	LAP	VEHICLE
787	**Connor O'BRIEN**	**1:56.319**	13:07:03.730	2	Mini Se7en S 1293
787	**Connor O'BRIEN**	**1:55.886**	13:16:50.486	7	Mini Se7en S 1293

Weather / Track : Bright / Dry

Brands Hatch GP
Circuit Length = 2.4332 miles
Start: 13:02 Flag 13:32 End: 13:35

2020 Dunlop Mini Challenges supported by Mini Spares

ROUND 3 - GRID (20 minutes)

ROW 28			55	795	2:06.161	Stuart GILBY		
ROW 27	53	715	2:00.423	Jonnie KENT	54	742	2:02.412	Benjamin BUTLER
ROW 26			51	736	1:58.413	Thorburn ASTIN	52	720 1:59.747 Ben CUTLER
ROW 25	49	758	1:57.674	Matthew AYRES	50	712	1:57.877	Greg DAW
ROW 24			47	787	1:55.886	Connor O'BRIEN	48	711 1:56.903 Damien HARRINGTON
ROW 23								
ROW 22			43	57	2:03.652	Philip GILLIBRAND		
ROW 21	41	10	1:59.349	Julian PROCTOR	42	31	2:02.958	Jordan SIMS
ROW 20			39	6	1:57.738	Graeme DAVIS	40	38 1:57.800 Steven HOPPER
ROW 19	37	73	1:57.508	Spencer WANSTALL	38	5	1:57.724	Lee ROBERTS
ROW 18			35	76	1:56.153	Jo POLLEY	36	7 1:57.475 Leon Oli WINDOW
ROW 17	33	77	1:54.932	Andrew DEVINY	34	49	1:55.466	Ross BILLISON
ROW 16			31	1	1:53.302	Jeff SMITH	32	46 1:54.901 Max HUNTER
ROW 15								
ROW 14			27	474	1:51.106	Josh EVANS		
ROW 13	25	113	1:48.228	Phil HARVEY	26	132	1:49.224	Darren COX
ROW 12			23	171	1:45.601	Dan LEWIS	24	500 1:47.353 Rob DAVIS
ROW 11								
ROW 10			19	27	1:54.889	Peter HARRIES		
ROW 9	17	86	1:51.849	Jason BALDING	18	32	1:51.857	Endaf OWENS
ROW 8			15	17	1:49.314	Richard JESSOP	16	72 1:49.887 Robert HOWARD
ROW 7	13	37	1:47.072	James CUTHBERTSON	14	69	1:48.467	Tony LE MAY
ROW 6			11	78	1:46.330	Scott KENDALL	12	29 1:46.518 Dave DREW
ROW 5	9	53	1:46.235	Niven BURGE	10	4	1:46.302	Jason PORTER
ROW 4			7	85	1:45.507	Sam SUMMERHAYES	8	0 1:45.600 Colin PEACOCK
ROW 3	5	48	1:45.265	Lee DEEGAN	6	70	1:45.304	Andrew JORDAN
ROW 2			3	56	1:44.578	Nick PADMORE	4	11 1:45.031 Kane ASTIN
ROW 1	1	23	1:44.115	Rupert DEETH	2	21	1:44.453	Aaron SMITH

Pole

Brands Hatch GP
Circuit Length = 2.4332 miles

These results are provisional until the conclusion of any judicial and technical matters.

Race Director :	Stewards :	Timekeeper :

Results can be found at www.tsl-timing.com

Printed - 13:46 Saturday, 08 August 2020

2020 Dunlop Mini Challenges supported by Mini Spares

ROUND 3 - CLASSIFICATION

POS	NO	CL	PIC	NAME	NAT	ENTRY	LAPS	TIME	GAP	DIFF	MPH	BEST	ON
1	21	Mig	1	Aaron SMITH		Mini Miglia 1293 - Triple AAA Racing / KAD	12	21:06.591			82.99	1:44.424	5
2	23	Mig	2	Rupert DEETH		Mini Miglia 1293 - Team Deeth Racing / Mini Spares	12	21:07.114	0.523	0.523	82.95	1:44.439	3
3	70	Mig	3	Andrew JORDAN		Mini Miglia 1293 - Jordan Racing Team	12	21:07.514	0.923	0.400	82.93	1:44.188	3
4	56	Mig	4	Nick PADMORE		Mini Miglia 1293 - Team Old Forge Racing	12	21:07.726	1.135	0.212	82.91	1:44.109	3
5	48	Mig	5	Lee DEEGAN		Mini Miglia 1275 - Regency Autos	12	21:13.343	6.752	5.617	82.55	1:44.256	5
6	85	Mig	6	Sam SUMMERHAYES		Mini Miglia 1293 - Mini Spares / Lodway Service Stat	12	21:23.053	16.462	9.710	81.92	1:44.656	3
7	4	Mig	7	Jason PORTER		Mini Miglia 1293 - Privateer	12	21:28.550	21.959	5.497	81.57	1:45.301	3
8	37	Mig	8	James CUTHBERTSON		Mini Miglia 1293 - Bomford Turner Ltd / SMMC	12	21:33.137	26.546	4.587	81.28	1:45.481	2
9	29	Mig	9	Dave DREW		Mini Miglia 1293 - Privateer	12	21:33.373	26.782	0.236	81.27	1:45.739	2
10	78	Mig	10	Scott KENDALL		Mini Miglia 1293 - Privateer	12	21:33.656	27.065	0.283	81.25	1:45.774	3
11	53	Mig	11	Niven BURGE		Mini Miglia 1275 - Burge & Sons Builders Ltd Racing	12	21:37.699	31.108	4.043	81.00	1:45.735	3
12	69	Mig	12	Tony LE MAY		Mini Miglia 1293 - Delmonte Garage	12	21:52.461	45.870	14.762	80.09	1:47.223	5
13	72	Mig	13	Robert HOWARD		Mini Miglia 1293 - Privateer	12	21:52.626	46.035	0.165	80.08	1:47.644	4
14	500	Lib	1	Rob DAVIS		Mini Libre 1380 - Privateer	12	21:53.741	47.150	1.115	80.01	1:46.609	6
15	17	Mig	14	Richard JESSOP		Mini Miglia 1293 - Privateer	12	22:05.295	58.704	11.554	79.31	1:48.965	12
16	132	Lib	2	Darren COX		Mini Libre 1380 - Privateer	12	22:23.130	1:16.539	17.835	78.26	1:48.994	8
17	474	Lib	3	Josh EVANS		Mini Libre 1399 - Privateer	12	22:34.604	1:28.013	11.474	77.60	1:48.776	8
18	1	7	1	Jeff SMITH		Mini Se7en 998 - Privateer	11	21:15.354	1 Lap	1 Lap	75.55	1:53.023	3
19	77	7	2	Andrew DEVINY		Mini Se7en 998 - Privateer	11	21:25.167	1 Lap	9.813	74.97	1:54.406	3
20	73	7	3	Spencer WANSTALL		Mini Se7en 998 - Mini Spares / KAD	11	21:37.661	1 Lap	12.494	74.25	1:55.374	8
21	5	7	4	Lee ROBERTS		Mini Se7en 998 - Whights Classic Paint Restoration	11	21:41.073	1 Lap	3.412	74.06	1:56.319	8
22	787	7 S	1	Connor O'BRIEN		Mini Se7en S 1293 - Privateer	11	21:42.772	1 Lap	1.699	73.96	1:55.954	5
23	76	7	5	Jo POLLEY		Mini Se7en 998 - Privateer	11	21:45.853	1 Lap	3.081	73.78	1:56.751	4
24	758	7 S	2	Matthew AYRES		Mini Se7en S 1300 - Privateer	11	21:54.825	1 Lap	8.972	73.28	1:56.992	6
25	712	7 S	3	Greg DAW		Mini Se7en S 1293 - Paul Inch Engine Services	11	21:59.472	1 Lap	4.647	73.02	1:57.288	8
26	742	7 S	4	Benjamin BUTLER		Mini Se7en S 1275 - Privateer	11	22:21.658	1 Lap	22.186	71.82	1:59.564	10
27	6	7	6	Graeme DAVIS		Mini Se7en 998 - Privateer	11	22:22.472	1 Lap	0.814	71.77	1:56.963	5
28	10	7	7	Julian PROCTOR		Mini Se7en 998 - Privateer	11	22:23.781	1 Lap	1.309	71.70	1:59.706	4
29	31	7	8	Jordan SIMS		Mini Se7en 998 - Clearsons / Roonspeed	11	22:24.489	1 Lap	0.708	71.66	1:59.937	4
30	715	7 S	5	Jonnie KENT		Mini Se7en S 1275 - Privateer	11	22:24.950	1 Lap	0.461	71.64	1:59.489	6
31	171	Lib	4	Dan LEWIS		Mini Libre 1293 - Privateer	10	21:11.335	2 Laps	1 Lap	68.90	1:52.913	3
32	795	7 S	6	Stuart GILBY		Mini Se7en S 1275 - Privateer	10	21:20.956	2 Laps	9.621	68.38	2:04.286	9
				NOT CLASSIFIED									
DNF	32	Mig		Endaf OWENS		Mini Miglia 1298 - Owens Fabrications / Caffi Rhiann	10	17:44.903	2 Laps		82.25	1:44.897	3
DNF	11	Mig		Kane ASTIN		Mini Miglia 1293 - One Broker Insurance	10	17:46.102	2 Laps	1.199	82.16	1:44.722	3
DNF	46	7		Max HUNTER		Mini Se7en 1000 - Hunter Racetech	10	19:24.066	2 Laps	1:37.964	75.25	1:53.901	3
DNF	711	7 S		Damien HARRINGTON		Mini Se7en S 1300 - Privateer	10	20:04.485	2 Laps	40.419	72.72	1:57.475	6
DNF	7	7		Leon Oli WINDOW		Mini Se7en 998 - Team SMG / Baffle Haus	9	17:58.375	3 Laps	1 Lap	73.10	1:58.125	4
DNF	720	7 S		Ben CUTLER		Mini Se7en S 1293 - Privateer	9	18:19.511	3 Laps	21.136	71.70	1:59.167	6
DNF	27	Mig		Peter HARRIES		Mini Miglia 1292 - Privateer	8	15:32.915	4 Laps	1 Lap	75.11	1:52.180	4
DNF	49	7		Ross BILLISON		Mini Se7en 998 - Leftline Motorsport	6	11:44.663	6 Laps	2 Laps	74.58	1:54.395	3
DNF	38	7		Steven HOPPER		Mini Se7en 998 - D&P Motors / Roonspeed	6	12:05.409	6 Laps	20.746	72.45	1:57.322	4
DNF	113	Lib		Phil HARVEY		Mini Libre 1380 - Cheltenham Motor Club	5	9:21.770	7 Laps	1 Lap	77.96	1:48.558	4
DNF	736	7 S		Thorburn ASTIN		Mini Se7en S 1275 - Privateer	5	10:12.153	7 Laps	50.383	71.54	1:58.553	4
DNF	0	Mig		Colin PEACOCK		Mini Miglia 1293 - Privateer	4	7:10.363	8 Laps	1 Lap	81.41	1:44.682	3
DNF	86	Mig		Jason BALDING		Mini Miglia 1293 - Privateer	4	7:40.800	8 Laps	30.437	76.04	1:51.668	3
DNF	796	7 S		Mark CHAPPELL		Mini Se7en S 1275 - Privateer	2	4:19.619	10 Laps	2 Laps	67.48	2:01.534	2

FASTEST LAP

56	Mig	Nick PADMORE	Mini Miglia 1293 - Team Old Forge Racing	3	1:44.109	84.14 mph	135.41 kph
500	Lib	Rob DAVIS	Mini Libre 1380 - Privateer	6	1:46.609	82.16 mph	132.23 kph
1	7	Jeff SMITH	Mini Se7en 998 - Privateer	3	1:53.023	77.50 mph	124.73 kph
787	7 S	Connor O'BRIEN	Mini Se7en S 1293 - Privateer	5	1:55.954	75.54 mph	121.57 kph

Brands Hatch GP
Circuit Length = 2.4332 miles
Start: 16:43 Flag 17:04 End: 17:06

Weather / Track : Bright / Dry

These results are provisional until the conclusion of any judicial and technical matters.

Race Director :	Stewards :	Timekeeper :

Results can be found at www.tsl-timing.com

Printed - 17:06 Saturday, 08 August 2020

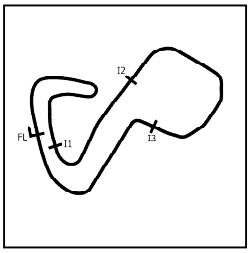

2020 Dunlop Mini Challenges supported by Mini Spares

ROUND 3 - SECTOR ANALYSIS

SECTOR 1 = FL to I1, SECTOR 2 = I1 to I2 SECTOR 3 = I2 to I3, SECTOR 4 = I3 to FL, DIFF = Difference To Personal Best Lap, P = Crossed Finish Line in Pit Lane, D = Time Disallowed

P1 21 Mig Aaron SMITH Mini Miglia 1293 - Triple AAA Racing / KAD

IDEAL LAP TIME : 1:44.043 BEST LAP TIME : 1:44.424 DIFFERENCE : 0.381

LAP	SECTOR 1		SECTOR 2		SECTOR 3		SECTOR 4		LAP TIME	MPH	DIFF	TIME OF DAY
1 -		87.8	20.554	105.8	27.398	85.9	25.539	105.3	1:53.044	77.49	8.620	16:45:04.788
2 -	32.602	89.1	20.165	105.8	26.918	88.4	25.212	105.6	1:44.897	83.50	0.473	16:46:49.685
3 -	32.600	89.0	19.972	107.5	26.753	87.0	25.161	105.6	1:44.486 (2)	83.83	0.062	16:48:34.171
4 -	32.648	88.5	19.957	107.7	26.812	87.3	25.131	107.0	1:44.548 (3)	83.78	0.124	16:50:18.719
5 -	32.561	89.8	19.906	108.7	***26.745***	87.9	25.212	108.9	***1:44.424*** (1)	***83.88***		***16:52:03.143***
6 -	32.802	89.5	19.823	110.1	26.960	87.0	25.293	107.7	1:44.878	83.52	0.454	16:53:48.021
7 -	***32.537***	90.0	***19.787***	108.7	27.221	89.2	25.528	107.8	1:45.073	83.36	0.649	16:55:33.094
8 -	32.978	88.8	19.952	***111.4***	27.053	88.0	25.092	***109.4***	1:45.075	83.36	0.651	16:57:18.169
9 -	32.851	89.0	20.288	107.7	26.749	87.6	***24.974***	109.2	1:44.862	83.53	0.438	16:59:03.031
10 -	32.856	***90.3***	19.824	110.3	27.251	87.6	25.044	108.5	1:44.975	83.44	0.551	17:00:48.006
11 -	32.789	89.1	19.924	111.2	26.763	***89.7***	25.465	***109.4***	1:44.941	83.47	0.517	17:02:32.947
12 -	32.881	90.1	20.012	106.6	27.009	86.5	25.486	103.8	1:45.388	83.11	0.964	17:04:18.335

P2 23 Mig Rupert DEETH Mini Miglia 1293 - Team Deeth Racing / Mini Spares

IDEAL LAP TIME : 1:44.212 BEST LAP TIME : 1:44.439 DIFFERENCE : 0.227

LAP	SECTOR 1		SECTOR 2		SECTOR 3		SECTOR 4		LAP TIME	MPH	DIFF	TIME OF DAY
1 -		87.7	20.205	106.3	26.891	86.3	25.412	104.6	1:51.972	78.23	7.533	16:45:03.716
2 -	33.095	87.8	20.001	106.8	26.863	86.5	25.355	104.5	1:45.314	83.17	0.875	16:46:49.030
3 -	32.703	88.7	***19.846***	107.0	26.661	83.6	***25.229***	104.8	***1:44.439*** (1)	***83.87***		***16:48:33.469***
4 -	32.655	88.5	20.012	107.3	26.705	84.8	25.269	105.3	1:44.641 (2)	83.71	0.202	16:50:18.110
5 -	32.835	88.8	20.101	108.0	26.637	87.6	25.284	106.3	1:44.857	83.54	0.418	16:52:02.967
6 -	32.757	89.1	19.919	108.7	26.758	82.5	25.338	105.8	1:44.772 (3)	83.60	0.333	16:53:47.739
7 -	***32.566***	89.5	19.870	109.6	27.127	86.3	25.302	108.0	1:44.865	83.53	0.426	16:55:32.604
8 -	32.946	89.1	20.322	108.9	26.667	87.0	25.389	106.6	1:45.324	83.17	0.885	16:57:17.928
9 -	32.836	88.5	20.103	108.2	26.650	84.9	25.356	***108.9***	1:44.945	83.47	0.506	16:59:02.873
10 -	32.826	***89.7***	19.889	109.8	26.863	87.0	25.362	105.1	1:44.940	83.47	0.501	17:00:47.813
11 -	32.859	***89.7***	19.914	***110.7***	***26.571***	***88.7***	25.594	107.8	1:44.938	83.47	0.499	17:02:32.751
12 -	32.831	89.2	20.874	108.2	26.966	83.8	25.436	106.1	1:46.107	82.55	1.668	17:04:18.858

P3 70 Mig Andrew JORDAN Mini Miglia 1293 - Jordan Racing Team

IDEAL LAP TIME : 1:43.790 BEST LAP TIME : 1:44.188 DIFFERENCE : 0.398

LAP	SECTOR 1		SECTOR 2		SECTOR 3		SECTOR 4		LAP TIME	MPH	DIFF	TIME OF DAY
1 -		89.9	20.063	102.6	27.966	86.2	25.434	108.0	1:53.732	77.02	9.544	16:45:05.476
2 -	32.590	90.1	19.894	111.4	27.182	***87.0***	24.999	108.7	1:44.665	83.69	0.477	16:46:50.141
3 -	***32.402***	***90.6***	***19.709***	109.6	26.976	83.3	25.101	104.5	***1:44.188*** (1)	***84.07***		***16:48:34.329***
4 -	32.779	90.4	19.830	105.0	26.852	85.0	25.071	107.5	1:44.532 (2)	83.80	0.344	16:50:18.861
5 -	32.602	90.4	19.858	105.5	26.821	82.4	25.318	108.0	1:44.599 (3)	83.74	0.411	16:52:03.460
6 -	32.706	***90.6***	19.718	108.5	27.115	82.8	25.252	109.8	1:44.791	83.59	0.603	16:53:48.251
7 -	32.533	90.4	19.722	107.0	27.262	82.1	25.490	108.4	1:45.007	83.42	0.819	16:55:33.258
8 -	33.011	88.5	20.197	111.6	26.823	84.7	25.106	***110.0***	1:45.137	83.31	0.949	16:57:18.395
9 -	32.821	88.6	20.124	111.1	26.942	83.5	***24.976***	109.2	1:44.863	83.53	0.675	16:59:03.258
10 -	32.910	89.4	19.992	111.1	27.109	85.5	25.074	108.7	1:45.085	83.35	0.897	17:00:48.343
11 -	32.676	90.3	20.026	***112.5***	***26.703***	83.1	25.440	***110.0***	1:44.845	83.55	0.657	17:02:33.188
12 -	33.134	89.8	20.144	108.5	27.123	83.0	25.669	107.0	1:46.070	82.58	1.882	17:04:19.258

Weather / Track : Bright / Dry

Brands Hatch GP
Circuit Length = 2.4332 miles
Start: 16:43 Flag 17:04 End: 17:06

2020 Dunlop Mini Challenges supported by Mini Spares

ROUND 3 - SECTOR ANALYSIS

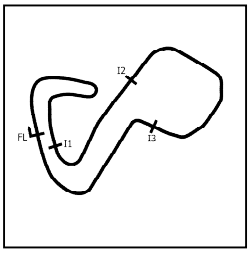

SECTOR 1 = FL to I1, SECTOR 2 = I1 to I2 SECTOR 3 = I2 to I3, SECTOR 4 = I3 to FL, DIFF = Difference To Personal Best Lap, P = Crossed Finish Line in Pit Lane, D = Time Disallowed

P4 56 Mig Nick PADMORE Mini Miglia 1293 - Team Old Forge Racing

IDEAL LAP TIME : 1:43.683 BEST LAP TIME : 1:44.109 DIFFERENCE : 0.426

LAP	SECTOR 1		SECTOR 2		SECTOR 3		SECTOR 4		LAP TIME	MPH	DIFF	TIME OF DAY
1 -		89.7	20.439	105.1	27.724	82.6	25.378	108.0	1:53.194	77.38	9.085	16:45:04.938
2 -	32.645	***91.3***	19.947	104.8	27.795	81.6	24.977	108.9	1:45.364	83.13	1.255	16:46:50.302
3 -	32.437	***91.3***	***19.660***	110.9	27.197	84.3	***24.815***	108.7	***1:44.109*** **(1)**	***84.14***		***16:48:34.411***
4 -	32.922	90.9	19.740	110.7	27.003	86.3	25.205	107.3	1:44.870	83.53	0.761	16:50:19.281
5 -	***32.413***	91.0	***19.660***	111.2	27.128	85.5	25.291	109.1	1:44.492 **(2)**	83.83	0.383	16:52:03.773
6 -	32.897	91.0	19.695	112.2	27.180	82.4	25.084	109.4	1:44.856	83.54	0.747	16:53:48.629
7 -	33.062	88.7	19.893	109.2	26.911	***86.5***	25.134	108.5	1:45.000	83.42	0.891	16:55:33.629
8 -	32.941	90.5	20.080	112.5	27.431	85.2	25.211	106.3	1:45.663	82.90	1.554	16:57:19.292
9 -	32.568	90.8	20.021	110.3	***26.795***	85.5	25.127	107.7	1:44.511 **(3)**	83.81	0.402	16:59:03.803
10 -	32.853	90.6	19.702	112.5	27.186	84.4	25.110	108.4	1:44.851	83.54	0.742	17:00:48.654
11 -	32.593	90.9	20.027	***112.7***	27.028	85.0	25.150	***109.8***	1:44.798	83.58	0.689	17:02:33.452
12 -	33.360	90.6	19.774	109.2	27.297	84.3	25.587	104.8	1:46.018	82.62	1.909	17:04:19.470

P5 48 Mig Lee DEEGAN Mini Miglia 1275 - Regency Autos

IDEAL LAP TIME : 1:43.917 BEST LAP TIME : 1:44.256 DIFFERENCE : 0.339

LAP	SECTOR 1		SECTOR 2		SECTOR 3		SECTOR 4		LAP TIME	MPH	DIFF	TIME OF DAY
1 -		89.3	20.182	105.8	28.029	83.5	25.679	109.2	1:53.903	76.90	9.647	16:45:05.647
2 -	32.610	90.8	19.794	***112.2***	27.543	79.7	25.295	107.8	1:45.242	83.23	0.986	16:46:50.889
3 -	32.666	90.3	19.898	109.4	26.672	85.8	***25.142***	107.2	1:44.378 **(2)**	83.92	0.122	16:48:35.267
4 -	***32.402***	90.6	19.866	110.3	26.703	83.1	25.432	108.4	1:44.403 **(3)**	83.90	0.147	16:50:19.670
5 -	32.518	90.5	19.795	110.3	***26.589***	85.5	25.354	109.1	***1:44.256*** **(1)**	***84.02***		***16:52:03.926***
6 -	32.468	***91.0***	***19.784***	112.0	27.006	80.8	25.226	***110.3***	1:44.484	83.83	0.228	16:53:48.410
7 -	33.238	87.3	20.048	106.5	27.015	85.0	25.389	107.2	1:45.690	82.88	1.434	16:55:34.100
8 -	32.811	88.8	20.292	109.1	27.172	83.2	25.423	107.2	1:45.698	82.87	1.442	16:57:19.798
9 -	32.618	89.5	20.148	108.7	27.114	***86.3***	25.662	104.6	1:45.542	82.99	1.286	16:59:05.340
10 -	32.764	88.0	20.242	108.0	26.952	85.5	25.979	103.5	1:45.937	82.68	1.681	17:00:51.277
11 -	33.052	87.1	20.233	107.0	27.166	81.7	25.837	103.8	1:46.288	82.41	2.032	17:02:37.565
12 -	33.019	88.0	20.374	107.3	27.907	79.7	26.222	96.5	1:47.522	81.47	3.266	17:04:25.087

P6 85 Mig Sam SUMMERHAYES Mini Miglia 1293 - Mini Spares / Lodway Service Station

IDEAL LAP TIME : 1:44.105 BEST LAP TIME : 1:44.656 DIFFERENCE : 0.551

LAP	SECTOR 1		SECTOR 2		SECTOR 3		SECTOR 4		LAP TIME	MPH	DIFF	TIME OF DAY
1 -		88.0	20.536	111.1	27.626	81.7	25.467	***109.1***	1:54.777	76.32	10.121	16:45:06.521
2 -	33.065	89.7	19.829	111.2	27.243	82.4	25.139	108.9	1:45.276 **(3)**	83.20	0.620	16:46:51.797
3 -	32.848	***90.6***	***19.684***	***112.7***	27.073	83.5	***25.051***	***109.1***	***1:44.656*** **(1)**	***83.70***		***16:48:36.453***
4 -	***32.819***	88.1	19.964	111.8	28.904	86.5	25.306	106.3	1:46.993	81.87	2.337	16:50:23.446
5 -	32.831	89.0	19.871	109.4	***26.551***	***89.9***	25.791	105.8	1:45.044 **(2)**	83.39	0.388	16:52:08.490
6 -	32.867	88.8	19.858	109.4	26.854	89.0	26.297	105.1	1:45.876	82.73	1.220	16:53:54.366
7 -	33.127	88.7	19.846	109.8	27.075	87.7	25.469	106.6	1:45.517	83.01	0.861	16:55:39.883
8 -	33.272	88.8	19.909	110.9	28.023	81.0	25.713	105.1	1:46.917	81.93	2.261	16:57:26.800
9 -	33.162	88.7	19.988	108.5	27.290	82.7	25.892	105.0	1:46.332	82.38	1.676	16:59:13.132
10 -	33.947	87.9	19.980	109.1	27.246	79.4	25.882	105.5	1:47.055	81.82	2.399	17:01:00.187
11 -	33.136	88.7	19.932	109.4	27.790	68.8	26.250	103.0	1:47.108	81.78	2.452	17:02:47.295
12 -	33.205	88.3	20.038	107.8	27.874	71.0	26.385	104.6	1:47.502	81.48	2.846	17:04:34.797

Weather / Track : Bright / Dry

Brands Hatch GP
Circuit Length = 2.4332 miles
Start: 16:43 Flag 17:04 End: 17:06

2020 Dunlop Mini Challenges supported by Mini Spares

ROUND 3 - SECTOR ANALYSIS

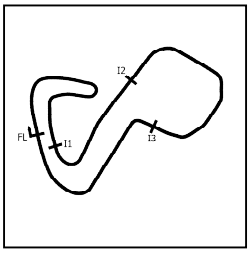

SECTOR 1 = FL to I1, SECTOR 2 = I1 to I2 SECTOR 3 = I2 to I3, SECTOR 4 = I3 to FL, DIFF = Difference To Personal Best Lap, P = Crossed Finish Line in Pit Lane, D = Time Disallowed

P7 4 Mig Jason PORTER Mini Miglia 1293 - Privateer

IDEAL LAP TIME : 1:45.050 BEST LAP TIME : 1:45.301 DIFFERENCE : 0.251

LAP	SECTOR 1		SECTOR 2		SECTOR 3		SECTOR 4		LAP TIME		MPH	DIFF	TIME OF DAY
1 -		88.1	20.449	***111.8***	27.584	80.5	25.493	***108.7***	1:54.986		76.18	9.685	16:45:06.730
2 -	33.512	88.3	20.020	109.6	27.061	83.9	***25.400***	106.8	1:45.993	**(2)**	82.64	0.692	16:46:52.723
3 -	***32.707***	***89.2***	***20.015***	110.0	***26.928***	85.7	25.651	105.0	***1:45.301***	**(1)**	***83.18***		***16:48:38.024***
4 -	32.794	88.7	20.018	108.0	27.784	***86.1***	25.486	106.1	1:46.082		82.57	0.781	16:50:24.106
5 -	33.028	87.7	20.149	107.5	27.209	85.9	25.686	104.5	1:46.072	**(3)**	82.58	0.771	16:52:10.178
6 -	33.059	87.3	20.225	107.0	27.168	84.6	25.834	103.0	1:46.286		82.41	0.985	16:53:56.464
7 -	33.197	87.8	20.216	106.6	27.330	83.4	25.692	104.2	1:46.435		82.30	1.134	16:55:42.899
8 -	33.108	87.3	20.292	107.0	28.406	79.0	25.964	104.2	1:47.770		81.28	2.469	16:57:30.669
9 -	33.067	87.4	20.396	105.0	27.466	81.5	26.003	103.5	1:46.932		81.91	1.631	16:59:17.601
10 -	32.935	88.7	20.421	107.5	28.277	81.9	25.839	103.7	1:47.472		81.50	2.171	17:01:05.073
11 -	33.153	87.1	20.208	107.5	27.776	83.8	26.229	103.5	1:47.366		81.58	2.065	17:02:52.439
12 -	33.279	87.4	20.274	105.8	27.744	77.9	26.558	103.2	1:47.855		81.21	2.554	17:04:40.294

P8 37 Mig James CUTHBERTSON Mini Miglia 1293 - Bomford Turner Ltd / SMMC

IDEAL LAP TIME : 1:45.481 BEST LAP TIME : 1:45.481 DIFFERENCE : 0.000

LAP	SECTOR 1		SECTOR 2		SECTOR 3		SECTOR 4		LAP TIME		MPH	DIFF	TIME OF DAY
1 -		86.5	20.424	***111.8***	27.692	75.6	25.824	106.1	1:55.952		75.54	10.471	16:45:07.696
2 -	***32.993***	88.1	***19.975***	111.2	***27.073***	81.7	***25.440***	***107.2***	***1:45.481***	**(1)**	***83.04***		***16:46:53.177***
3 -	33.135	86.9	20.043	109.6	27.215	82.8	25.681	105.3	1:46.074	**(2)**	82.58	0.593	16:48:39.251
4 -	33.060	88.4	20.082	109.2	28.190	83.4	25.635	105.0	1:46.967	**(3)**	81.89	1.486	16:50:26.218
5 -	33.457	85.5	20.206	106.8	27.753	80.1	25.822	104.2	1:47.238		81.68	1.757	16:52:13.456
6 -	33.357	***88.5***	20.290	106.8	27.778	82.3	25.946	104.0	1:47.371		81.58	1.890	16:54:00.827
7 -	33.396	87.4	20.226	107.0	27.756	***83.9***	25.818	103.7	1:47.196		81.71	1.715	16:55:48.023
8 -	33.338	88.0	20.266	106.8	27.824	82.2	25.600	105.0	1:47.028		81.84	1.547	16:57:35.051
9 -	33.639	87.8	20.690	106.0	27.540	82.3	25.721	104.0	1:47.590		81.41	2.109	16:59:22.641
10 -	33.700	87.0	20.352	107.0	27.638	83.1	25.683	105.0	1:47.373		81.58	1.892	17:01:10.014
11 -	33.348	87.2	20.308	107.3	27.369	83.6	25.964	104.6	1:46.989		81.87	1.508	17:02:57.003
12 -	33.448	87.0	20.372	106.3	28.005	77.6	26.053	103.2	1:47.878		81.20	2.397	17:04:44.881

P9 29 Mig Dave DREW Mini Miglia 1293 - Privateer

IDEAL LAP TIME : 1:45.197 BEST LAP TIME : 1:45.739 DIFFERENCE : 0.542

LAP	SECTOR 1		SECTOR 2		SECTOR 3		SECTOR 4		LAP TIME		MPH	DIFF	TIME OF DAY
1 -		88.4	20.414	111.2	28.279	81.7	25.590	107.3	1:56.463		75.21	10.724	16:45:08.207
2 -	33.019	90.0	19.955	111.2	27.388	83.5	25.377	108.0	***1:45.739***	**(1)**	***82.84***		***16:46:53.946***
3 -	33.160	89.9	19.820	***111.4***	27.324	82.8	25.445	***108.4***	1:45.749	**(2)**	82.83	0.010	16:48:39.695
4 -	33.256	***90.4***	***19.800***	111.2	28.838	81.9	25.370	108.0	1:47.264		81.66	1.525	16:50:26.959
5 -	34.034	88.6	19.938	108.0	28.406	***85.3***	25.411	106.1	1:47.789		81.26	2.050	16:52:14.748
6 -	***32.979***	89.4	19.908	107.3	28.169	84.9	25.499	107.7	1:46.555	**(3)**	82.20	0.816	16:54:01.303
7 -	33.366	89.4	19.985	107.8	28.180	82.9	25.623	107.8	1:47.154		81.75	1.415	16:55:48.457
8 -	33.122	89.9	20.063	109.4	28.348	84.0	***25.349***	107.5	1:46.882		81.95	1.143	16:57:35.339
9 -	34.305	87.9	20.373	107.8	27.539	84.9	26.669	102.2	1:48.886		80.44	3.147	16:59:24.225
10 -	33.728	86.7	20.279	107.8	27.350	84.9	25.789	106.5	1:47.146		81.75	1.407	17:01:11.371
11 -	33.208	88.8	20.092	108.5	***27.069***	82.8	26.729	103.8	1:47.098		81.79	1.359	17:02:58.469
12 -	33.091	88.6	19.981	108.7	27.969	79.7	25.607	106.1	1:46.648		82.13	0.909	17:04:45.117

Weather / Track : Bright / Dry

Brands Hatch GP
Circuit Length = 2.4332 miles
Start: 16:43 Flag 17:04 End: 17:06

2020 Dunlop Mini Challenges supported by Mini Spares

ROUND 3 - SECTOR ANALYSIS

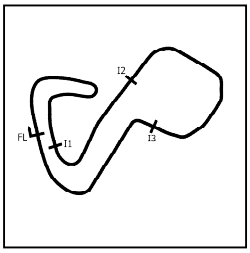

SECTOR 1 = FL to I1, SECTOR 2 = I1 to I2 SECTOR 3 = I2 to I3, SECTOR 4 = I3 to FL, DIFF = Difference To Personal Best Lap, P = Crossed Finish Line in Pit Lane, D = Time Disallowed

P10 78 Mig Scott KENDALL Mini Miglia 1293 - Privateer

IDEAL LAP TIME : 1:45.459 BEST LAP TIME : 1:45.774 DIFFERENCE : 0.315

LAP	SECTOR 1		SECTOR 2		SECTOR 3		SECTOR 4		LAP TIME		MPH	DIFF	TIME OF DAY
1 -		86.7	20.614	109.4	28.073	80.3	25.702	***106.8***	1:56.840		74.97	11.066	16:45:08.584
2 -	33.048	89.1	20.124	109.6	27.154	83.1	25.495	106.1	1:45.821	**(2)**	82.77	0.047	16:46:54.405
3 -	***32.955***	89.7	19.941	110.3	27.428	83.6	***25.450***	106.0	***1:45.774***	**(1)**	***82.81***		***16:48:40.179***
4 -	33.084	***90.0***	***19.939***	109.8	27.923	83.7	25.504	105.6	1:46.450	**(3)**	82.29	0.676	16:50:26.629
5 -	33.708	88.5	20.506	108.4	27.408	83.5	25.524	106.0	1:47.146		81.75	1.372	16:52:13.775
6 -	33.175	89.4	20.414	106.6	27.842	***84.8***	25.826	105.3	1:47.257		81.67	1.483	16:54:01.032
7 -	33.402	88.4	20.096	109.4	28.005	83.9	25.748	105.6	1:47.251		81.67	1.477	16:55:48.283
8 -	33.552	89.7	20.094	***110.5***	28.373	81.6	25.527	106.0	1:47.546		81.45	1.772	16:57:35.829
9 -	34.037	87.6	20.711	107.2	27.788	84.6	25.795	102.7	1:48.331		80.86	2.557	16:59:24.160
10 -	33.783	87.3	20.284	105.1	27.603	78.0	26.075	105.3	1:47.745		81.30	1.971	17:01:11.905
11 -	33.550	88.3	20.194	107.2	***27.115***	82.8	25.956	105.5	1:46.815		82.00	1.041	17:02:58.720
12 -	33.288	89.1	20.063	108.7	27.618	79.8	25.711	***106.8***	1:46.680		82.11	0.906	17:04:45.400

P11 53 Mig Niven BURGE Mini Miglia 1275 - Burge & Sons Builders Ltd Racing

IDEAL LAP TIME : 1:45.201 BEST LAP TIME : 1:45.735 DIFFERENCE : 0.534

LAP	SECTOR 1		SECTOR 2		SECTOR 3		SECTOR 4		LAP TIME		MPH	DIFF	TIME OF DAY
1 -		89.3	20.880	107.5	28.256	75.0	25.697	106.6	1:56.145		75.42	10.410	16:45:07.889
2 -	33.105	90.0	***19.763***	111.2	27.396	82.9	25.622	107.2	1:45.886	**(2)**	82.72	0.151	16:46:53.775
3 -	32.946	90.1	19.834	***111.6***	27.384	81.3	25.571	106.8	***1:45.735***	**(1)**	***82.84***		***16:48:39.510***
4 -	33.087	***90.6***	19.871	109.8	28.389	82.2	25.943	103.7	1:47.290		81.64	1.555	16:50:26.800
5 -	33.632	88.8	20.532	107.8	27.643	82.2	***25.308***	***107.5***	1:47.115		81.77	1.380	16:52:13.915
6 -	33.315	89.5	20.089	106.1	28.818	81.3	26.094	104.6	1:48.316		80.87	2.581	16:54:02.231
7 -	33.173	89.1	19.856	109.4	27.838	82.3	25.664	106.3	1:46.531	**(3)**	82.22	0.796	16:55:48.762
8 -	33.341	***90.6***	19.973	108.4	28.506	81.9	25.609	106.8	1:47.429		81.54	1.694	16:57:36.191
9 -	33.706	87.0	20.674	105.8	27.260	83.7	29.122	92.1	1:50.762		79.08	5.027	16:59:26.953
10 -	33.542	86.7	20.298	107.7	***27.231***	***86.2***	25.664	105.0	1:46.735		82.07	1.000	17:01:13.688
11 -	33.185	88.5	20.050	108.2	27.431	81.8	25.884	105.1	1:46.550		82.21	0.815	17:03:00.238
12 -	***32.899***	89.7	20.529	108.0	29.010	77.4	26.767	104.3	1:49.205		80.21	3.470	17:04:49.443

P12 69 Mig Tony LE MAY Mini Miglia 1293 - Delmonte Garage

IDEAL LAP TIME : 1:46.814 BEST LAP TIME : 1:47.223 DIFFERENCE : 0.409

LAP	SECTOR 1		SECTOR 2		SECTOR 3		SECTOR 4		LAP TIME		MPH	DIFF	TIME OF DAY
1 -		86.4	20.760	108.4	28.522	82.5	25.785	105.6	1:57.502		74.55	10.279	16:45:09.246
2 -	33.326	86.5	20.400	107.8	28.125	80.0	25.965	103.7	1:47.816		81.24	0.593	16:46:57.062
3 -	33.757	***87.7***	20.427	106.8	28.582	82.8	***25.456***	***106.3***	1:48.222		80.94	0.999	16:48:45.284
4 -	33.369	87.1	***20.224***	107.2	28.217	82.8	25.640	105.3	1:47.450	**(2)**	81.52	0.227	16:50:32.734
5 -	***33.089***	86.9	20.251	107.8	28.059	82.1	25.824	104.5	***1:47.223***	**(1)**	***81.69***		***16:52:19.957***
6 -	33.221	87.0	20.241	107.2	***28.045***	***84.0***	25.995	103.7	1:47.502	**(3)**	81.48	0.279	16:54:07.459
7 -	33.470	86.5	20.983	102.1	28.886	81.1	26.284	102.9	1:49.623		79.90	2.400	16:55:57.082
8 -	33.656	86.9	20.386	106.8	28.188	82.8	26.122	103.5	1:48.352		80.84	1.129	16:57:45.434
9 -	33.651	87.1	20.237	108.4	28.521	78.8	26.406	103.4	1:48.815		80.50	1.592	16:59:34.249
10 -	33.970	86.5	20.724	***108.5***	28.484	81.9	25.909	102.7	1:49.087		80.30	1.864	17:01:23.336
11 -	33.368	86.5	20.435	105.1	28.802	81.6	28.495	101.2	1:51.100		78.84	3.877	17:03:14.436
12 -	33.480	86.4	20.705	105.3	28.878	76.6	26.706	102.6	1:49.769		79.80	2.546	17:05:04.205

Weather / Track : Bright / Dry

Brands Hatch GP
Circuit Length = 2.4332 miles
Start: 16:43 Flag 17:04 End: 17:06

2020 Dunlop Mini Challenges supported by Mini Spares

ROUND 3 - SECTOR ANALYSIS

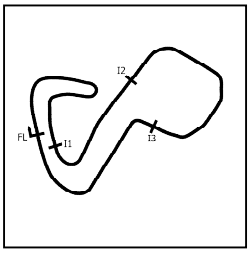

SECTOR 1 = FL to I1, SECTOR 2 = I1 to I2 SECTOR 3 = I2 to I3, SECTOR 4 = I3 to FL, DIFF = Difference To Personal Best Lap, P = Crossed Finish Line in Pit Lane, D = Time Disallowed

P13 72 Mig Robert HOWARD Mini Miglia 1293 - Privateer

IDEAL LAP TIME : 1:46.976 BEST LAP TIME : 1:47.644 DIFFERENCE : 0.668

LAP	SECTOR 1		SECTOR 2		SECTOR 3		SECTOR 4		LAP TIME		MPH	DIFF	TIME OF DAY
1 -		87.1	20.617	***109.1***	28.580	77.4	25.989	106.3	1:58.410		73.97	10.766	16:45:10.154
2 -	33.532	86.8	20.346	108.7	***27.888***	82.0	25.917	106.0	1:47.683	**(2)**	81.34	0.039	16:46:57.837
3 -	33.660	88.0	20.406	108.7	28.114	80.0	***25.782***	***107.0***	1:47.962		81.13	0.318	16:48:45.799
4 -	***33.217***	***88.6***	***20.089***	108.9	28.267	81.4	26.071	106.1	***1:47.644***	**(1)**	***81.37***		***16:50:33.443***
5 -	33.358	87.7	20.678	106.0	28.073	81.4	26.153	104.6	1:48.262		80.91	0.618	16:52:21.705
6 -	33.423	87.4	20.367	107.0	27.946	82.5	26.155	104.2	1:47.891	**(3)**	81.19	0.247	16:54:09.596
7 -	33.969	86.3	20.792	106.0	28.611	81.7	26.124	104.0	1:49.496		80.00	1.852	16:55:59.092
8 -	33.384	87.7	20.571	107.2	27.891	84.3	26.453	103.5	1:48.299		80.88	0.655	16:57:47.391
9 -	33.929	86.9	20.433	105.3	28.269	81.3	26.249	105.5	1:48.880		80.45	1.236	16:59:36.271
10 -	34.369	85.1	20.737	107.8	27.966	***85.0***	25.954	104.5	1:49.026		80.34	1.382	17:01:25.297
11 -	33.573	88.1	20.400	108.4	28.255	84.0	27.058	101.8	1:49.286		80.15	1.642	17:03:14.583
12 -	33.554	87.6	20.551	108.7	29.131	72.1	26.551	104.5	1:49.787		79.78	2.143	17:05:04.370

P14 500 Lib Rob DAVIS Mini Libre 1380 - Privateer

IDEAL LAP TIME : 1:46.161 BEST LAP TIME : 1:46.609 DIFFERENCE : 0.448

LAP	SECTOR 1		SECTOR 2		SECTOR 3		SECTOR 4		LAP TIME		MPH	DIFF	TIME OF DAY
1 -		87.0	20.818	***109.6***	28.433	80.7	25.904	106.1	1:57.950		74.26	11.341	16:45:09.694
2 -	33.206	88.6	***20.275***	107.7	28.103	78.1	25.957	***106.6***	1:47.541		81.45	0.932	16:46:57.235
3 -	33.709	***89.1***	20.376	107.7	27.930	83.1	25.714	103.4	1:47.729		81.31	1.120	16:48:44.964
4 -	33.223	87.6	20.434	105.6	27.437	83.8	***25.533***	104.0	1:46.627	**(2)**	82.15	0.018	16:50:31.591
5 -	***33.177***	87.8	20.410	106.0	27.479	***85.4***	25.782	104.2	1:46.848	**(3)**	81.98	0.239	16:52:18.439
6 -	33.259	87.7	20.405	105.5	***27.176***	84.9	25.769	103.5	***1:46.609***	**(1)**	***82.16***		***16:54:05.048***
7 -	33.633	87.0	20.563	105.5	28.631	77.4	26.369	102.9	1:49.196		80.22	2.587	16:55:54.244
8 -	33.936	87.0	20.685	104.6	28.008	80.8	26.176	103.2	1:48.805		80.50	2.196	16:57:43.049
9 -	33.729	87.2	20.792	101.5	28.326	77.4	27.222	102.6	1:50.069		79.58	3.460	16:59:33.118
10 -	34.627	86.0	20.781	104.5	29.310	75.6	25.923	101.9	1:50.641		79.17	4.032	17:01:23.759
11 -	33.796	86.0	20.712	101.6	29.979	77.8	26.594	99.4	1:51.081		78.85	4.472	17:03:14.840
12 -	34.378	84.7	20.654	100.7	28.739	69.3	26.874	92.9	1:50.645		79.17	4.036	17:05:05.485

P15 17 Mig Richard JESSOP Mini Miglia 1293 - Privateer

IDEAL LAP TIME : 1:48.451 BEST LAP TIME : 1:48.965 DIFFERENCE : 0.514

LAP	SECTOR 1		SECTOR 2		SECTOR 3		SECTOR 4		LAP TIME		MPH	DIFF	TIME OF DAY
1 -		83.0	21.578	104.2	28.549	83.0	26.362	101.6	1:59.885		73.06	10.920	16:45:11.629
2 -	34.281	83.9	20.895	102.9	28.580	84.2	26.385	100.6	1:50.141		79.53	1.176	16:47:01.770
3 -	34.121	84.2	20.890	102.2	28.271	81.1	26.564	100.0	1:49.846		79.74	0.881	16:48:51.616
4 -	34.048	83.4	21.001	103.0	28.868	77.7	26.382	***102.1***	1:50.299		79.41	1.334	16:50:41.915
5 -	34.252	84.2	20.756	102.1	28.393	83.7	26.632	99.1	1:50.033		79.61	1.068	16:52:31.948
6 -	33.958	84.6	20.904	101.6	27.988	83.6	26.814	99.1	1:49.664		79.87	0.699	16:54:21.612
7 -	34.284	84.2	20.855	101.6	28.022	84.7	26.466	99.8	1:49.627		79.90	0.662	16:56:11.239
8 -	33.846	84.3	21.034	101.6	27.981	82.6	26.404	99.7	1:49.265		80.17	0.300	16:58:00.504
9 -	34.027	83.4	20.726	101.6	***27.940***	83.4	26.290	101.5	1:48.983	**(2)**	80.37	0.018	16:59:49.487
10 -	34.164	83.6	20.736	102.4	28.156	***84.9***	26.306	101.2	1:49.362		80.09	0.397	17:01:38.849
11 -	***33.716***	***85.3***	***20.583***	***105.1***	28.714	82.4	***26.212***	99.8	1:49.225	**(3)**	80.19	0.260	17:03:28.074
12 -	33.859	84.5	20.630	102.6	28.048	80.1	26.428	100.1	***1:48.965***	**(1)**	***80.39***		***17:05:17.039***

Weather / Track : Bright / Dry

Brands Hatch GP
Circuit Length = 2.4332 miles
Start: 16:43 Flag 17:04 End: 17:06

2020 Dunlop Mini Challenges supported by Mini Spares

ROUND 3 - SECTOR ANALYSIS

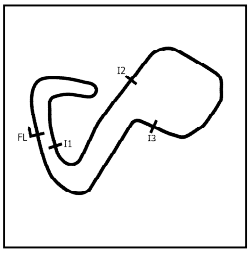

SECTOR 1 = FL to I1, SECTOR 2 = I1 to I2 SECTOR 3 = I2 to I3, SECTOR 4 = I3 to FL, DIFF = Difference To Personal Best Lap, P = Crossed Finish Line in Pit Lane, D = Time Disallowed

P16 132 Lib Darren COX Mini Libre 1380 - Privateer

IDEAL LAP TIME : 1:48.409 BEST LAP TIME : 1:48.994 DIFFERENCE : 0.585

LAP	SECTOR 1		SECTOR 2		SECTOR 3		SECTOR 4		LAP TIME		MPH	DIFF	TIME OF DAY
1 -		80.4	21.736	***107.2***	29.905	77.3	26.363	104.3	2:03.256		71.06	14.262	16:45:15.000
2 -	34.079	87.8	20.702	107.0	28.404	73.8	26.199	***105.1***	1:49.384		80.08	0.390	16:47:04.384
3 -	34.062	***88.8***	20.648	106.8	28.571	73.7	26.066	104.2	1:49.347		80.11	0.353	16:48:53.731
4 -	33.901	88.0	20.758	106.8	28.430	78.0	***25.958***	104.6	1:49.047	**(2)**	80.33	0.053	16:50:42.778
5 -	34.406	88.0	20.616	106.5	28.679	79.7	26.231	104.8	1:49.932		79.68	0.938	16:52:32.710
6 -	33.905	88.5	20.628	103.5	28.760	78.2	26.698	103.8	1:49.991		79.64	0.997	16:54:22.701
7 -	34.093	88.5	***20.593***	106.5	28.320	77.1	26.279	103.0	1:49.285	**(3)**	80.15	0.291	16:56:11.986
8 -	34.051	84.8	20.959	107.0	***27.958***	***81.8***	26.026	104.6	***1:48.994***	**(1)**	***80.36***		***16:58:00.980***
9 -	***33.900***	83.7	20.870	106.3	28.658	78.6	26.830	104.5	1:50.258		79.44	1.264	16:59:51.238
10 -	34.660	85.5	20.659	106.8	29.131	76.2	26.705	102.2	1:51.155		78.80	2.161	17:01:42.393
11 -	34.706	87.8	20.783	107.0	29.140	74.5	27.182	103.0	1:51.811		78.34	2.817	17:03:34.204
12 -	38.531	77.6	22.873	92.8	31.450	70.1	27.816	88.8	2:00.670		72.59	11.676	17:05:34.874

P17 474 Lib Josh EVANS Mini Libre 1399 - Privateer

IDEAL LAP TIME : 1:48.202 BEST LAP TIME : 1:48.776 DIFFERENCE : 0.574

LAP	SECTOR 1		SECTOR 2		SECTOR 3		SECTOR 4		LAP TIME		MPH	DIFF	TIME OF DAY
1 -		83.7	21.830	86.1	31.672	76.0	27.905	84.5	2:06.493		69.25	17.717	16:45:18.237
2 -	36.117	88.4	21.343	92.9	28.833	82.7	26.211	98.1	1:52.504		77.86	3.728	16:47:10.741
3 -	34.689	85.1	21.095	93.5	29.595	78.4	27.518	94.9	1:52.897		77.59	4.121	16:49:03.638
4 -	34.599	79.6	20.829	104.0	29.058	81.2	26.573	91.8	1:51.059		78.87	2.283	16:50:54.697
5 -	33.885	88.6	20.434	106.3	28.995	78.8	26.188	104.0	1:49.502	**(3)**	79.99	0.726	16:52:44.199
6 -	34.290	88.8	21.208	100.6	29.462	81.1	27.485	100.9	1:52.445		77.90	3.669	16:54:36.644
7 -	34.457	88.1	20.657	105.5	29.078	***84.4***	26.087	***105.0***	1:50.279		79.43	1.503	16:56:26.923
8 -	***33.855***	***89.0***	20.279	107.5	28.732	83.2	***25.910***	104.6	***1:48.776***	**(1)**	***80.53***		***16:58:15.699***
9 -	34.323	88.8	***20.198***	107.2	***28.239***	82.5	26.226	104.3	1:48.986	**(2)**	80.37	0.210	17:00:04.685
10 -	33.975	88.6	20.467	***107.7***	29.572	79.4	26.681	93.5	1:50.695		79.13	1.919	17:01:55.380
11 -	35.271	84.8	21.644	86.7	30.668	64.6	27.818	89.3	1:55.401		75.90	6.625	17:03:50.781
12 -	35.632	85.5	22.002	83.1	30.489	68.4	27.444	92.4	1:55.567		75.79	6.791	17:05:46.348

P18 1 7 Jeff SMITH Mini Se7en 998 - Privateer

IDEAL LAP TIME : 1:52.790 BEST LAP TIME : 1:53.023 DIFFERENCE : 0.233

LAP	SECTOR 1		SECTOR 2		SECTOR 3		SECTOR 4		LAP TIME		MPH	DIFF	TIME OF DAY
1 -		79.1	22.434	100.0	29.318	75.5	28.295	97.2	2:07.113		68.91	14.090	16:45:18.857
2 -	35.581	78.6	22.262	99.2	28.965	81.9	27.535	96.2	1:54.343		76.61	1.320	16:47:13.200
3 -	***35.133***	79.4	22.181	98.3	***28.362***	***82.0***	***27.347***	***97.6***	***1:53.023***	**(1)**	***77.50***		***16:49:06.223***
4 -	35.181	***81.5***	22.769	90.3	29.294	79.4	27.586	93.4	1:54.830		76.28	1.807	16:51:01.053
5 -	36.641	79.1	22.228	***100.7***	29.127	77.5	27.811	94.1	1:55.807		75.64	2.784	16:52:56.860
6 -	36.703	81.0	22.279	96.6	30.408	81.0	28.315	92.3	1:57.705		74.42	4.682	16:54:54.565
7 -	35.759	79.7	22.177	96.9	28.801	79.8	27.590	93.8	1:54.327	**(2)**	76.62	1.304	16:56:48.892
8 -	35.282	79.9	22.252	96.4	29.081	78.5	28.031	93.5	1:54.646		76.40	1.623	16:58:43.538
9 -	35.790	78.4	22.346	95.4	28.737	81.0	27.640	94.2	1:54.513		76.49	1.490	17:00:38.051
10 -	35.694	78.5	22.142	96.4	28.732	81.2	27.769	93.9	1:54.337	**(3)**	76.61	1.314	17:02:32.388
11 -	35.843	80.7	***21.948***	98.1	29.331	78.3	27.588	94.3	1:54.710		76.36	1.687	17:04:27.098

Weather / Track : Bright / Dry

Brands Hatch GP
Circuit Length = 2.4332 miles
Start: 16:43 Flag 17:04 End: 17:06

2020 Dunlop Mini Challenges supported by Mini Spares

ROUND 3 - SECTOR ANALYSIS

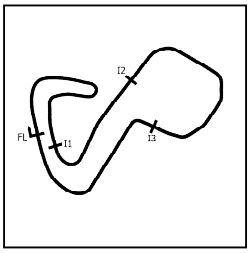

SECTOR 1 = FL to I1, SECTOR 2 = I1 to I2 SECTOR 3 = I2 to I3, SECTOR 4 = I3 to FL, DIFF = Difference To Personal Best Lap, P = Crossed Finish Line in Pit Lane, D = Time Disallowed

P19 77 7 Andrew DEVINY Mini Se7en 998 - Privateer

IDEAL LAP TIME : 1:53.750 BEST LAP TIME : 1:54.406 DIFFERENCE : 0.656

LAP	SECTOR 1		SECTOR 2		SECTOR 3		SECTOR 4		LAP TIME		MPH	DIFF	TIME OF DAY
1 -		78.3	22.048	101.6	30.016	77.6	***27.605***	***100.3***	2:07.626		68.63	13.220	16:45:19.370
2 -	36.071	80.2	***21.705***	***101.9***	29.275	76.3	27.644	97.3	1:54.695	**(2)**	76.37	0.289	16:47:14.065
3 -	35.599	80.4	21.773	100.6	29.285	79.7	27.749	97.5	***1:54.406***	**(1)**	***76.56***		***16:49:08.471***
4 -	35.697	***80.9***	22.007	99.8	30.140	77.2	27.920	96.9	1:55.764		75.66	1.358	16:51:04.235
5 -	36.056	79.8	21.984	100.3	30.482	71.6	28.584	97.5	1:57.106		74.80	2.700	16:53:01.341
6 -	35.689	79.9	22.366	98.5	29.312	78.4	27.857	97.6	1:55.224		76.02	0.818	16:54:56.565
7 -	36.173	78.3	22.373	97.5	29.046	73.4	27.870	95.8	1:55.462		75.86	1.056	16:56:52.027
8 -	35.916	79.3	22.278	97.6	***28.973***	79.1	27.793	95.5	1:54.960	**(3)**	76.19	0.554	16:58:46.987
9 -	***35.467***	79.6	22.286	97.6	29.156	***80.0***	28.073	96.1	1:54.982		76.18	0.576	17:00:41.969
10 -	35.802	79.5	22.933	94.2	30.104	79.6	28.348	96.4	1:57.187		74.75	2.781	17:02:39.156
11 -	36.455	78.0	22.944	95.8	29.481	73.9	28.875	93.9	1:57.755		74.39	3.349	17:04:36.911

P20 73 7 Spencer WANSTALL Mini Se7en 998 - Mini Spares / KAD

IDEAL LAP TIME : 1:54.904 BEST LAP TIME : 1:55.374 DIFFERENCE : 0.470

LAP	SECTOR 1		SECTOR 2		SECTOR 3		SECTOR 4		LAP TIME		MPH	DIFF	TIME OF DAY
1 -		78.1	21.955	***101.2***	30.020	77.0	***27.652***	***100.1***	2:07.422		68.74	12.048	16:45:19.166
2 -	36.969	79.7	***21.929***	99.2	29.568	78.2	27.766	96.0	1:56.232		75.36	0.858	16:47:15.398
3 -	35.895	79.7	22.014	99.2	29.911	79.0	27.796	96.9	1:55.616	**(3)**	75.76	0.242	16:49:11.014
4 -	36.231	79.4	22.131	98.3	30.081	78.7	28.393	96.5	1:56.836		74.97	1.462	16:51:07.850
5 -	36.309	***80.4***	22.251	98.5	30.049	75.2	27.753	97.3	1:56.362		75.28	0.988	16:53:04.212
6 -	35.870	79.4	22.246	98.5	29.661	79.8	27.831	96.4	1:55.608	**(2)**	75.77	0.234	16:54:59.820
7 -	36.064	79.7	22.192	98.5	29.608	76.0	27.807	96.4	1:55.671		75.73	0.297	16:56:55.491
8 -	***35.777***	80.0	22.099	97.9	***29.546***	***80.6***	27.952	96.4	***1:55.374***	**(1)**	***75.92***		***16:58:50.865***
9 -	36.050	78.9	23.214	95.8	30.618	77.8	33.148	95.3	2:03.030		71.20	7.656	17:00:53.895
10 -	36.813	76.6	22.225	99.1	31.098	73.1	28.533	96.2	1:58.669		73.81	3.295	17:02:52.564
11 -	36.147	79.6	22.210	97.9	30.035	71.1	28.449	80.6	1:56.841		74.97	1.467	17:04:49.405

P21 5 7 Lee ROBERTS Mini Se7en 998 - Whights Classic Paint Restoration

IDEAL LAP TIME : 1:55.499 BEST LAP TIME : 1:56.319 DIFFERENCE : 0.820

LAP	SECTOR 1		SECTOR 2		SECTOR 3		SECTOR 4		LAP TIME		MPH	DIFF	TIME OF DAY
1 -		76.4	22.535	***99.7***	30.295	79.7	***27.842***	***96.5***	2:08.676		68.07	12.357	16:45:20.420
2 -	36.234	78.8	***22.068***	98.9	30.097	77.5	28.170	94.9	1:56.569	**(2)**	75.14	0.250	16:47:16.989
3 -	36.151	78.8	22.241	97.6	30.273	76.9	28.137	94.3	1:56.802		74.99	0.483	16:49:13.791
4 -	36.411	78.6	22.358	96.2	30.437	77.3	28.171	94.1	1:57.377		74.62	1.058	16:51:11.168
5 -	36.384	76.9	22.622	96.2	30.617	79.2	28.026	96.2	1:57.649		74.45	1.330	16:53:08.817
6 -	36.036	***79.6***	22.646	96.5	30.046	77.3	28.297	94.3	1:57.025		74.85	0.706	16:55:05.842
7 -	36.122	***79.6***	22.513	97.1	29.777	79.0	28.279	94.2	1:56.691	**(3)**	75.06	0.372	16:57:02.533
8 -	36.057	78.3	22.442	96.1	***29.557***	79.5	28.263	94.5	***1:56.319***	**(1)**	***75.30***		***16:58:58.852***
9 -	***36.032***	79.0	23.434	93.0	30.580	76.0	29.535	93.9	1:59.581		73.25	3.262	17:00:58.433
10 -	36.320	78.3	22.300	97.1	30.063	79.3	28.243	94.5	1:56.926		74.91	0.607	17:02:55.359
11 -	36.787	77.4	22.233	99.2	30.170	***80.2***	28.268	93.7	1:57.458		74.57	1.139	17:04:52.817

P22 787 7 S Connor O'BRIEN Mini Se7en S 1293 - Privateer

IDEAL LAP TIME : 1:55.396 BEST LAP TIME : 1:55.954 DIFFERENCE : 0.558

LAP	SECTOR 1		SECTOR 2		SECTOR 3		SECTOR 4		LAP TIME		MPH	DIFF	TIME OF DAY
1 -		76.1	22.711	***98.9***	31.139	75.2	28.069	***95.8***	2:11.309		66.71	15.355	16:45:23.053
2 -	36.023	***79.5***	22.768	97.8	29.799	78.0	28.305	94.6	1:56.895		74.93	0.941	16:47:19.948
3 -	36.219	77.6	22.572	96.9	29.689	78.3	28.012	93.9	1:56.492		75.19	0.538	16:49:16.440
4 -	35.871	77.5	22.685	94.9	29.603	78.6	***27.975***	94.3	1:56.134	**(2)**	75.42	0.180	16:51:12.574
5 -	***35.627***	78.0	***22.330***	97.8	29.837	***80.3***	28.160	93.4	***1:55.954***	**(1)**	***75.54***		***16:53:08.528***
6 -	35.649	78.1	22.908	93.8	29.492	78.1	28.215	92.9	1:56.264	**(3)**	75.34	0.310	16:55:04.792
7 -	35.741	77.2	22.734	94.5	29.521	78.4	28.272	92.5	1:56.268		75.34	0.314	16:57:01.060
8 -	35.841	76.8	22.779	93.7	***29.464***	79.0	28.275	92.8	1:56.359		75.28	0.405	16:58:57.419
9 -	36.052	76.4	22.822	89.3	30.286	77.3	28.167	94.9	1:57.327		74.66	1.373	17:00:54.746
10 -	36.314	78.0	22.376	97.3	30.895	75.8	28.621	93.8	1:58.206		74.10	2.252	17:02:52.952
11 -	36.316	77.4	22.754	87.6	33.664	70.3	28.830	91.8	2:01.564		72.05	5.610	17:04:54.516

Weather / Track : Bright / Dry

Brands Hatch GP
Circuit Length = 2.4332 miles
Start: 16:43 Flag 17:04 End: 17:06

2020 Dunlop Mini Challenges supported by Mini Spares

ROUND 3 - SECTOR ANALYSIS

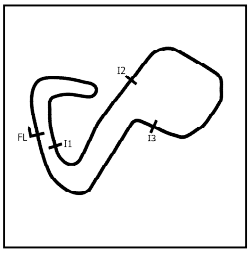

SECTOR 1 = FL to I1, SECTOR 2 = I1 to I2 SECTOR 3 = I2 to I3, SECTOR 4 = I3 to FL, DIFF = Difference To Personal Best Lap, P = Crossed Finish Line in Pit Lane, D = Time Disallowed

P23 76 7 Jo POLLEY Mini Se7en 998 - Privateer

IDEAL LAP TIME : 1:56.163 BEST LAP TIME : 1:56.751 DIFFERENCE : 0.588

LAP	SECTOR 1		SECTOR 2		SECTOR 3		SECTOR 4		LAP TIME	MPH	DIFF	TIME OF DAY
1 -		77.8	22.600	***100.4***	31.175	74.6	***28.087***	***96.5***	2:10.423	67.16	13.672	16:45:22.167
2 -	36.592	79.0	22.808	96.4	29.656	77.0	28.393	94.5	1:57.449	74.58	0.698	16:47:19.616
3 -	36.869	***79.7***	22.805	99.4	29.886	77.2	28.234	96.1	1:57.794	74.36	1.043	16:49:17.410
4 -	36.401	79.3	22.586	96.6	29.543	76.8	28.221	95.4	***1:56.751*** **(1)**	***75.03***		***16:51:14.161***
5 -	36.359	79.0	22.546	96.8	29.686	76.1	28.421	94.6	1:57.012 **(3)**	74.86	0.261	16:53:11.173
6 -	36.317	79.4	22.712	96.6	29.595	***78.4***	28.439	94.6	1:57.063	74.83	0.312	16:55:08.236
7 -	36.404	79.1	22.617	96.2	29.688	74.2	28.406	94.3	1:57.115	74.79	0.364	16:57:05.351
8 -	36.451	79.3	22.524	96.2	***29.469***	76.6	28.486	91.8	1:56.930 **(2)**	74.91	0.179	16:59:02.281
9 -	37.784	79.6	22.824	87.7	30.923	78.2	28.288	95.5	1:59.819	73.10	3.068	17:01:02.100
10 -	36.398	79.2	22.612	97.3	29.971	69.2	29.442	95.0	1:58.423	73.97	1.672	17:03:00.523
11 -	***36.163***	78.9	***22.444***	96.5	29.873	75.5	28.594	94.5	1:57.074	74.82	0.323	17:04:57.597

P24 758 7 S Matthew AYRES Mini Se7en S 1300 - Privateer

IDEAL LAP TIME : 1:56.056 BEST LAP TIME : 1:56.992 DIFFERENCE : 0.936

LAP	SECTOR 1		SECTOR 2		SECTOR 3		SECTOR 4		LAP TIME	MPH	DIFF	TIME OF DAY
1 -		75.7	23.578	***97.9***	31.577	75.1	28.598	92.5	2:14.465	65.14	17.473	16:45:26.209
2 -	36.071	76.9	***22.506***	96.9	30.658	***79.3***	28.495	94.5	1:57.730	74.40	0.738	16:47:23.939
3 -	36.956	77.0	22.996	95.0	30.143	77.7	28.274	93.8	1:58.369	74.00	1.377	16:49:22.308
4 -	***35.980***	77.0	22.634	94.3	30.814	77.2	***28.071***	***95.7***	1:57.499 **(2)**	74.55	0.507	16:51:19.807
5 -	36.184	77.1	22.649	97.2	29.973	75.7	29.351	93.0	1:58.157	74.13	1.165	16:53:17.964
6 -	36.217	76.6	22.733	96.8	***29.499***	77.1	28.543	95.0	***1:56.992*** **(1)**	***74.87***		***16:55:14.956***
7 -	36.651	76.2	23.529	92.4	30.230	78.4	28.437	92.4	1:58.847	73.70	1.855	16:57:13.803
8 -	36.363	76.0	23.240	96.2	29.644	78.8	28.588	92.1	1:57.835	74.33	0.843	16:59:11.638
9 -	36.067	76.6	22.827	95.0	30.083	79.0	29.625	94.5	1:58.602	73.85	1.610	17:01:10.240
10 -	36.381	***77.4***	22.841	96.1	29.930	77.5	28.498	92.9	1:57.650 **(3)**	74.45	0.658	17:03:07.890
11 -	36.240	75.3	23.121	93.7	29.907	77.4	29.411	92.9	1:58.679	73.81	1.687	17:05:06.569

P25 712 7 S Greg DAW Mini Se7en S 1293 - Paul Inch Engine Services

IDEAL LAP TIME : 1:56.117 BEST LAP TIME : 1:57.288 DIFFERENCE : 1.171

LAP	SECTOR 1		SECTOR 2		SECTOR 3		SECTOR 4		LAP TIME	MPH	DIFF	TIME OF DAY
1 -		76.5	23.208	96.9	30.632	75.7	28.262	***96.5***	2:12.093	66.31	14.805	16:45:23.837
2 -	36.646	76.3	23.150	96.4	31.348	***79.7***	28.504	93.3	1:59.648	73.21	2.360	16:47:23.485
3 -	36.987	77.9	22.917	94.3	29.952	79.6	***28.018***	95.1	1:57.874	74.31	0.586	16:49:21.359
4 -	36.111	77.7	23.350	96.2	30.584	79.0	28.242	93.5	1:58.287	74.05	0.999	16:51:19.646
5 -	36.046	77.5	22.856	95.8	30.303	76.8	28.260	94.5	1:57.465 **(2)**	74.57	0.177	16:53:17.111
6 -	36.411	76.8	22.778	96.0	29.768	78.3	28.748	92.5	1:57.705 **(3)**	74.42	0.417	16:55:14.816
7 -	36.558	77.8	24.272	96.0	30.888	78.0	28.486	93.0	2:00.204	72.87	2.916	16:57:15.020
8 -	***35.982***	77.4	23.005	***98.2***	***29.539***	79.5	28.762	94.5	***1:57.288*** **(1)**	***74.68***		***16:59:12.308***
9 -	37.443	77.1	***22.578***	97.2	29.721	78.4	28.463	94.9	1:58.205	74.10	0.917	17:01:10.513
10 -	36.704	***79.1***	22.854	96.9	31.697	73.1	29.202	91.5	2:00.457	72.72	3.169	17:03:10.970
11 -	36.693	77.4	23.289	97.2	31.084	68.8	29.180	86.7	2:00.246	72.84	2.958	17:05:11.216

P26 742 7 S Benjamin BUTLER Mini Se7en S 1275 - Privateer

IDEAL LAP TIME : 1:58.667 BEST LAP TIME : 1:59.564 DIFFERENCE : 0.897

LAP	SECTOR 1		SECTOR 2		SECTOR 3		SECTOR 4		LAP TIME	MPH	DIFF	TIME OF DAY
1 -		76.0	23.576	96.4	32.333	71.5	29.013	94.7	2:15.410	64.69	15.846	16:45:27.154
2 -	37.235	75.8	22.555	97.8	31.092	72.9	29.952	94.1	2:00.834	72.49	1.270	16:47:27.988
3 -	37.141	75.9	22.849	92.8	31.719	71.2	28.817	***95.4***	2:00.526	72.68	0.962	16:49:28.514
4 -	***36.644***	***76.8***	22.985	94.3	31.368	67.3	29.262	93.7	2:00.259	72.84	0.695	16:51:28.773
5 -	37.159	75.5	23.044	96.1	31.110	74.1	29.667	91.6	2:00.980	72.40	1.416	16:53:29.753
6 -	36.998	76.1	22.584	91.4	***30.983***	***74.3***	29.230	93.2	1:59.795 **(2)**	73.12	0.231	16:55:29.548
7 -	37.394	74.8	22.708	***98.6***	32.691	72.8	***28.597***	95.1	2:01.390	72.16	1.826	16:57:30.938
8 -	37.317	75.4	22.976	94.5	33.013	68.4	29.040	94.2	2:02.346	71.59	2.782	16:59:33.284
9 -	36.819	***76.8***	***22.443***	98.5	31.683	72.9	28.853	93.9	1:59.798 **(3)**	73.12	0.234	17:01:33.082
10 -	36.864	75.4	22.689	96.9	31.082	72.9	28.929	93.2	***1:59.564*** **(1)**	***73.26***		***17:03:32.646***
11 -	36.974	75.4	23.141	94.5	31.431	66.2	29.210	92.4	2:00.756	72.54	1.192	17:05:33.402

Weather / Track : Bright / Dry

Brands Hatch GP
Circuit Length = 2.4332 miles
Start: 16:43 Flag 17:04 End: 17:06

2020 Dunlop Mini Challenges supported by Mini Spares

ROUND 3 - SECTOR ANALYSIS

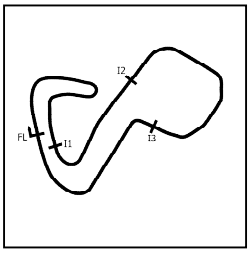

SECTOR 1 = FL to I1, SECTOR 2 = I1 to I2 SECTOR 3 = I2 to I3, SECTOR 4 = I3 to FL, DIFF = Difference To Personal Best Lap, P = Crossed Finish Line in Pit Lane, D = Time Disallowed

P27 6 7 Graeme DAVIS Mini Se7en 998 - Privateer

IDEAL LAP TIME : 1:56.548 BEST LAP TIME : 1:56.963 DIFFERENCE : 0.415

LAP	SECTOR 1		SECTOR 2		SECTOR 3		SECTOR 4		LAP TIME		MPH	DIFF	TIME OF DAY
1 -		76.2	23.116	***98.3***	31.101	74.6	***28.258***	95.1	2:11.853		66.43	14.890	16:45:23.597
2 -	36.620	76.0	23.099	96.5	30.467	74.7	28.510	93.9	1:58.696		73.80	1.733	16:47:22.293
3 -	36.358	***77.3***	23.427	95.5	30.206	78.5	28.458	93.9	1:58.449		73.95	1.486	16:49:20.742
4 -	36.512	76.1	23.420	95.1	29.852	79.8	28.634	93.3	1:58.418		73.97	1.455	16:51:19.160
5 -	***36.005***	76.6	22.679	96.0	***29.770***	***80.3***	28.509	95.0	***1:56.963***	**(1)**	***74.89***		***16:53:16.123***
6 -	58.667	75.4	23.531	93.7	32.126	75.4	28.813	93.8	2:23.137		61.19	26.174	16:55:39.260
7 -	37.178	76.7	22.994	95.8	30.741	52.2	29.894	93.8	2:00.807		72.51	3.844	16:57:40.067
8 -	36.429	77.0	22.750	95.4	30.220	78.3	28.552	94.7	1:57.951	**(2)**	74.26	0.988	16:59:38.018
9 -	36.219	***77.3***	23.547	94.9	30.138	76.6	28.829	93.9	1:58.733		73.77	1.770	17:01:36.751
10 -	36.207	77.1	***22.515***	96.6	30.105	76.6	29.261	***95.3***	1:58.088	**(3)**	74.18	1.125	17:03:34.839
11 -	37.419	76.9	22.927	94.9	30.378	78.1	28.653	93.0	1:59.377		73.37	2.414	17:05:34.216

P28 10 7 Julian PROCTOR Mini Se7en 998 - Privateer

IDEAL LAP TIME : 1:58.751 BEST LAP TIME : 1:59.706 DIFFERENCE : 0.955

LAP	SECTOR 1		SECTOR 2		SECTOR 3		SECTOR 4		LAP TIME		MPH	DIFF	TIME OF DAY
1 -		75.0	23.487	***96.6***	31.409	75.9	29.206	92.4	2:14.443		65.15	14.737	16:45:26.187
2 -	37.321	76.6	22.916	95.0	30.921	76.0	29.055	91.6	2:00.213	**(2)**	72.86	0.507	16:47:26.400
3 -	37.979	75.6	23.353	93.7	31.351	74.8	28.880	92.6	2:01.563		72.06	1.857	16:49:27.963
4 -	36.845	76.6	23.170	94.6	30.793	77.4	28.898	92.3	***1:59.706***	**(1)**	***73.17***		***16:51:27.669***
5 -	***36.841***	76.3	23.277	93.4	30.873	75.0	29.339	90.8	2:00.330	**(3)**	72.79	0.624	16:53:27.999
6 -	36.969	76.2	23.391	92.4	***30.515***	***77.6***	29.673	90.8	2:00.548		72.66	0.842	16:55:28.547
7 -	36.949	76.6	24.107	95.7	32.174	77.2	29.153	***94.6***	2:02.383		71.57	2.677	16:57:30.930
8 -	37.796	76.9	23.074	96.5	32.178	75.2	28.634	92.5	2:01.682		71.98	1.976	16:59:32.612
9 -	37.147	***77.2***	***22.789***	95.5	32.096	75.1	***28.606***	92.4	2:00.638		72.61	0.932	17:01:33.250
10 -	37.109	76.6	23.188	93.2	30.860	74.3	29.387	89.5	2:00.544		72.66	0.838	17:03:33.794
11 -	37.547	74.8	23.559	90.9	31.300	72.9	29.325	91.4	2:01.731		71.96	2.025	17:05:35.525

P29 31 7 Jordan SIMS Mini Se7en 998 - Clearsons / Roonspeed

IDEAL LAP TIME : 1:58.814 BEST LAP TIME : 1:59.937 DIFFERENCE : 1.123

LAP	SECTOR 1		SECTOR 2		SECTOR 3		SECTOR 4		LAP TIME		MPH	DIFF	TIME OF DAY
1 -		74.2	23.688	94.5	32.295	70.7	29.436	92.6	2:16.650		64.10	16.713	16:45:28.394
2 -	37.073	76.4	23.004	95.0	31.187	72.1	28.915	93.8	2:00.179		72.88	0.242	16:47:28.573
3 -	37.350	76.4	22.895	95.0	31.677	72.1	28.805	***94.5***	2:00.727		72.55	0.790	16:49:29.300
4 -	***36.764***	***76.8***	***22.800***	***95.5***	31.519	71.6	28.854	93.9	***1:59.937***	**(1)**	***73.03***		***16:51:29.237***
5 -	37.327	76.1	23.499	94.2	31.418	73.5	28.682	93.7	2:00.926		72.43	0.989	16:53:30.163
6 -	37.438	75.8	22.995	94.3	31.261	72.3	28.747	92.9	2:00.441		72.73	0.504	16:55:30.604
7 -	38.135	74.9	23.281	94.5	31.322	71.2	28.991	93.4	2:01.729		71.96	1.792	16:57:32.333
8 -	38.076	74.4	22.870	94.7	31.351	71.2	29.029	93.5	2:01.326		72.20	1.389	16:59:33.659
9 -	37.552	75.6	23.073	95.0	***30.768***	72.4	28.771	93.9	2:00.164	**(3)**	72.89	0.227	17:01:33.823
10 -	36.977	76.3	22.982	94.3	30.975	***74.5***	29.092	93.2	2:00.026	**(2)**	72.98	0.089	17:03:33.849
11 -	38.207	74.7	23.482	90.6	32.213	69.6	***28.482***	92.5	2:02.384		71.57	2.447	17:05:36.233

P30 715 7 S Jonnie KENT Mini Se7en S 1275 - Privateer

IDEAL LAP TIME : 1:58.974 BEST LAP TIME : 1:59.489 DIFFERENCE : 0.515

LAP	SECTOR 1		SECTOR 2		SECTOR 3		SECTOR 4		LAP TIME		MPH	DIFF	TIME OF DAY
1 -		77.2	23.662	93.4	32.841	72.7	29.302	94.7	2:17.325		63.78	17.836	16:45:29.069
2 -	37.063	78.1	22.768	96.9	31.854	73.0	29.227	93.5	2:00.912		72.44	1.423	16:47:29.981
3 -	37.614	77.3	22.766	96.5	32.219	73.9	29.169	93.7	2:01.768		71.93	2.279	16:49:31.749
4 -	***36.742***	78.0	22.940	95.5	31.803	73.3	28.963	93.2	2:00.448		72.72	0.959	16:51:32.197
5 -	36.895	77.7	22.937	95.8	31.428	72.7	28.892	92.9	2:00.152		72.90	0.663	16:53:32.349
6 -	36.826	78.1	22.766	96.0	31.219	74.6	28.678	93.8	***1:59.489***	**(1)**	***73.31***		***16:55:31.838***
7 -	38.140	77.8	22.686	96.8	32.565	72.9	***28.562***	93.8	2:01.953		71.82	2.464	16:57:33.791
8 -	37.737	77.4	22.921	96.5	31.271	74.3	29.284	94.2	2:01.213		72.26	1.724	16:59:35.004
9 -	36.948	78.7	22.779	***97.5***	***31.025***	73.0	28.876	93.8	1:59.628	**(2)**	73.22	0.139	17:01:34.632
10 -	36.813	***78.8***	***22.645***	96.5	31.327	***74.7***	29.008	***95.3***	1:59.793	**(3)**	73.12	0.304	17:03:34.425
11 -	38.347	77.3	23.068	90.9	32.219	71.2	28.635	94.9	2:02.269		71.64	2.780	17:05:36.694

Weather / Track : Bright / Dry

Brands Hatch GP
Circuit Length = 2.4332 miles
Start: 16:43 Flag 17:04 End: 17:06

2020 Dunlop Mini Challenges supported by Mini Spares

ROUND 3 - SECTOR ANALYSIS

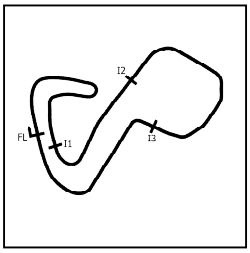

SECTOR 1 = FL to I1, SECTOR 2 = I1 to I2 SECTOR 3 = I2 to I3, SECTOR 4 = I3 to FL, DIFF = Difference To Personal Best Lap, P = Crossed Finish Line in Pit Lane, D = Time Disallowed

P31 171 Lib Dan LEWIS

Mini Libre 1293 - Privateer

IDEAL LAP TIME : 1:52.244 BEST LAP TIME : 1:52.913 DIFFERENCE : 0.669

LAP	SECTOR 1		SECTOR 2		SECTOR 3		SECTOR 4		LAP TIME		MPH	DIFF	TIME OF DAY
1 -		80.8	22.177	97.2	31.618	69.3	27.764	102.1	2:05.770		69.64	12.857	16:45:17.514
2 -	34.713	***83.5***	21.675	100.0	29.501	74.3	***27.116***	***102.4***	1:53.005	**(2)**	77.51	0.092	16:47:10.519
3 -	***34.548***	83.1	***21.525***	***102.1***	***29.055***	73.2	27.785	100.6	***1:52.913***	**(1)**	***77.58***		***16:49:03.432***
4 -	34.673	80.4	22.597	97.8	29.519	***74.7***	28.521	92.4	1:55.310	**(3)**	75.96	2.397	16:50:58.742
5 -	36.971	76.1	23.757	91.8	32.774	63.3	32.198	84.8	2:05.700		69.68	12.787	16:53:04.442
6 -	39.485	69.2	26.261	81.3	34.206	65.9	32.168	80.0	2:12.120		66.30	19.207	16:55:16.562
7 -	40.290	67.6	26.015	80.1	36.111	57.5	32.397	80.9	2:14.813		64.97	21.900	16:57:31.375
8 -	42.075	63.9	26.000	76.4	36.881	62.8	31.718	82.2	2:16.674		64.09	23.761	16:59:48.049
9 -	40.858	66.3	26.168	77.7	37.355	63.5	31.244	81.7	2:15.625		64.58	22.712	17:02:03.674
10 -	40.015	65.7	26.118	77.0	37.378	56.0	35.894	74.1	2:19.405		62.83	26.492	17:04:23.079

P32 795 7 S Stuart GILBY

Mini Se7en S 1275 - Privateer

IDEAL LAP TIME : 2:03.691 BEST LAP TIME : 2:04.286 DIFFERENCE : 0.595

LAP	SECTOR 1		SECTOR 2		SECTOR 3		SECTOR 4		LAP TIME		MPH	DIFF	TIME OF DAY
1 -		72.9	23.998	92.0	***32.365***	***71.9***	29.849	***90.1***	2:19.593		62.75	15.307	16:45:31.337
2 -	***38.083***	73.5	23.983	91.0	32.502	69.6	29.806	***90.1***	2:04.374	**(2)**	70.43	0.088	16:47:35.711
3 -	38.371	73.5	24.096	90.6	32.801	67.5	30.107	89.1	2:05.375	**(3)**	69.86	1.089	16:49:41.086
4 -	38.811	73.3	24.041	90.0	33.435	66.9	30.124	89.1	2:06.411		69.29	2.125	16:51:47.497
5 -	38.307	73.4	23.805	90.0	33.465	48.2	34.483	88.7	2:10.060		67.35	5.774	16:53:57.557
6 -	41.184	61.5	24.113	87.0	33.378	69.7	29.982	89.4	2:08.657		68.08	4.371	16:56:06.214
7 -	39.031	59.8	24.776	***92.1***	32.861	69.0	29.985	88.6	2:06.653		69.16	2.367	16:58:12.867
8 -	39.359	***75.4***	***23.714***	91.1	32.794	68.4	***29.529***	89.1	2:05.396		69.85	1.110	17:00:18.263
9 -	38.289	74.6	23.767	90.1	32.442	69.1	29.788	89.0	***2:04.286***	**(1)**	***70.48***		***17:02:22.549***
10 -	38.728	74.4	26.030	58.8	35.327	65.4	30.066	89.2	2:10.151		67.30	5.865	17:04:32.700

P33 32 Mig Endaf OWENS

Mini Miglia 1298 - Owens Fabrications / Caffi Rhiannon

IDEAL LAP TIME : 1:44.286 BEST LAP TIME : 1:44.897 DIFFERENCE : 0.611

LAP	SECTOR 1		SECTOR 2		SECTOR 3		SECTOR 4		LAP TIME		MPH	DIFF	TIME OF DAY
1 -		87.0	20.171	***111.6***	27.807	70.5	25.352	***108.5***	1:55.159		76.06	10.262	16:45:06.903
2 -	32.888	89.3	19.940	110.3	27.115	80.4	***25.323***	107.3	1:45.266	**(3)**	83.21	0.369	16:46:52.169
3 -	32.696	***90.1***	19.997	110.0	26.827	83.1	25.377	106.5	***1:44.897***	**(1)**	***83.50***		***16:48:37.066***
4 -	***32.544***	88.8	***19.833***	111.2	27.564	84.2	25.403	106.8	1:45.344		83.15	0.447	16:50:22.410
5 -	32.898	87.3	20.081	106.5	***26.586***	***88.4***	25.462	105.1	1:45.027	**(2)**	83.40	0.130	16:52:07.437
6 -	32.622	88.5	19.971	109.1	27.298	85.0	25.549	103.7	1:45.440		83.07	0.543	16:53:52.877
7 -	32.766	87.8	20.151	106.0	26.867	85.8	25.722	102.9	1:45.506		83.02	0.609	16:55:38.383
8 -	32.740	88.0	20.132	108.0	27.272	82.7	25.641	103.4	1:45.785		82.80	0.888	16:57:24.168
9 -	32.752	86.8	20.110	106.6	26.998	82.8	26.123	102.4	1:45.983		82.65	1.086	16:59:10.151
10 -	32.913	87.1	20.234	106.5	27.125	80.1	26.224	103.5	1:46.496		82.25	1.599	17:00:56.647

P34 11 Mig Kane ASTIN

Mini Miglia 1293 - One Broker Insurance

IDEAL LAP TIME : 1:44.344 BEST LAP TIME : 1:44.722 DIFFERENCE : 0.378

LAP	SECTOR 1		SECTOR 2		SECTOR 3		SECTOR 4		LAP TIME		MPH	DIFF	TIME OF DAY
1 -		89.3	19.925	110.7	28.203	82.3	25.444	***109.2***	1:54.078		76.78	9.356	16:45:05.822
2 -	32.740	***89.9***	***19.811***	***111.6***	27.477	79.4	25.376	107.8	1:45.404	**(3)**	83.10	0.682	16:46:51.226
3 -	32.906	89.1	19.899	109.8	***26.866***	87.1	***25.051***	106.3	***1:44.722***	**(1)**	***83.64***		***16:48:35.948***
4 -	***32.616***	88.1	20.026	108.5	26.943	85.1	25.292	105.6	1:44.877	**(2)**	83.52	0.155	16:50:20.825
5 -	32.830	87.9	20.027	107.3	27.103	86.1	25.533	103.8	1:45.493		83.03	0.771	16:52:06.318
6 -	33.079	87.0	20.220	106.6	27.999	84.3	25.591	106.3	1:46.889		81.95	2.167	16:53:53.207
7 -	32.894	88.3	19.951	104.8	27.314	87.0	25.509	105.6	1:45.668		82.89	0.946	16:55:38.875
8 -	32.937	88.5	19.864	110.1	27.351	87.9	25.822	105.0	1:45.974		82.66	1.252	16:57:24.849
9 -	33.008	87.0	19.890	109.1	27.308	***88.1***	26.170	101.5	1:46.376		82.34	1.654	16:59:11.225
10 -	33.202	86.7	20.047	107.8	27.568	84.2	25.804	104.8	1:46.621		82.15	1.899	17:00:57.846

Weather / Track : Bright / Dry

Brands Hatch GP
Circuit Length = 2.4332 miles
Start: 16:43 Flag 17:04 End: 17:06

2020 Dunlop Mini Challenges supported by Mini Spares

ROUND 3 - SECTOR ANALYSIS

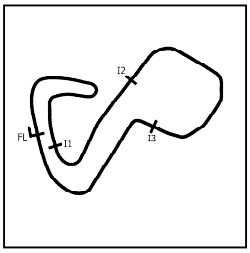

SECTOR 1 = FL to I1, SECTOR 2 = I1 to I2 SECTOR 3 = I2 to I3, SECTOR 4 = I3 to FL, DIFF = Difference To Personal Best Lap, P = Crossed Finish Line in Pit Lane, D = Time Disallowed

P35 46 7 Max HUNTER Mini Se7en 1000 - Hunter Racetech

IDEAL LAP TIME : 1:53.848 BEST LAP TIME : 1:53.901 DIFFERENCE : 0.053

LAP	SECTOR 1		SECTOR 2		SECTOR 3		SECTOR 4		LAP TIME		MPH	DIFF	TIME OF DAY
1 -		77.6	22.141	***97.5***	29.420	79.1	27.730	94.3	2:05.939		69.55	12.038	16:45:17.683
2 -	35.530	78.0	***22.024***	96.6	***28.814***	78.3	27.649	***95.3***	1:54.017	**(2)**	76.82	0.116	16:47:11.700
3 -	***35.441***	78.1	22.037	96.4	28.854	78.9	***27.569***	94.9	***1:53.901***	**(1)**	***76.90***		***16:49:05.601***
4 -	35.709	***78.8***	22.806	94.7	29.197	78.0	27.598	93.5	1:55.310		75.96	1.409	16:51:00.911
5 -	36.599	77.8	22.291	97.2	29.117	77.4	27.794	92.8	1:55.801		75.64	1.900	16:52:56.712
6 -	36.726	77.9	22.728	89.0	29.836	77.2	28.619	89.2	1:57.909		74.29	4.008	16:54:54.621
7 -	36.185	78.7	22.267	95.8	28.985	79.1	27.614	93.7	1:55.051		76.13	1.150	16:56:49.672
8 -	35.617	78.3	22.286	95.1	29.218	***80.1***	28.008	92.9	1:55.129		76.08	1.228	16:58:44.801
9 -	35.833	77.8	22.218	95.0	29.144	78.2	27.812	93.2	1:55.007	**(3)**	76.16	1.106	17:00:39.808
10 -	35.787	77.3	22.359	94.7	29.129	77.4	28.727	93.8	1:56.002		75.51	2.101	17:02:35.810

P36 711 7 S Damien HARRINGTON Mini Se7en S 1300 - Privateer

IDEAL LAP TIME : 1:56.509 BEST LAP TIME : 1:57.475 DIFFERENCE : 0.966

LAP	SECTOR 1		SECTOR 2		SECTOR 3		SECTOR 4		LAP TIME		MPH	DIFF	TIME OF DAY
1 -		70.8	23.733	94.9	30.925	76.1	28.698	94.3	2:12.991		65.86	15.516	16:45:24.735
2 -	37.029	76.4	***22.376***	***96.5***	31.637	77.4	28.550	94.6	1:59.592		73.24	2.117	16:47:24.327
3 -	36.341	73.2	23.205	95.7	30.673	77.4	***28.181***	***94.7***	1:58.400		73.98	0.925	16:49:22.727
4 -	***35.956***	***76.6***	22.625	95.8	30.681	72.9	28.289	94.3	1:57.551	**(2)**	74.51	0.076	16:51:20.278
5 -	36.214	76.2	22.407	96.2	30.813	74.8	28.728	92.0	1:58.162	**(3)**	74.13	0.687	16:53:18.440
6 -	36.576	75.5	22.407	96.2	***29.996***	77.4	28.496	92.1	***1:57.475***	**(1)**	***74.56***		***16:55:15.915***
7 -	36.219	76.6	23.049	91.4	31.226	***77.6***	28.668	90.6	1:59.162		73.51	1.687	16:57:15.077
8 -	37.016	74.3	22.902	95.0	30.103	75.7	28.935	90.1	1:58.956		73.63	1.481	16:59:14.033
9 -	36.622	75.3	22.588	94.3	30.294	74.5	28.794	89.7	1:58.298		74.04	0.823	17:01:12.331
10 -	37.441	73.2	23.446	90.5	31.530	71.0	31.481	81.4	2:03.898		70.70	6.423	17:03:16.229

P37 7 7 Leon Oli WINDOW Mini Se7en 998 - Team SMG / Baffle Haus

IDEAL LAP TIME : 1:57.214 BEST LAP TIME : 1:58.125 DIFFERENCE : 0.911

LAP	SECTOR 1		SECTOR 2		SECTOR 3		SECTOR 4		LAP TIME		MPH	DIFF	TIME OF DAY
1 -		74.4	22.774	97.1	30.974	76.9	28.460	92.4	2:10.489		67.13	12.364	16:45:22.233
2 -	36.704	75.5	23.512	95.7	***29.806***	***77.6***	***28.318***	***93.5***	1:58.340		74.02	0.215	16:47:20.573
3 -	36.913	76.9	23.127	95.3	30.015	75.4	28.357	92.1	1:58.412		73.97	0.287	16:49:18.985
4 -	36.517	75.8	23.281	93.2	29.908	76.9	28.419	91.9	***1:58.125***	**(1)**	***74.15***		***16:51:17.110***
5 -	36.457	76.1	23.167	92.6	30.006	76.6	28.692	91.6	1:58.322		74.03	0.197	16:53:15.432
6 -	36.578	75.9	23.229	92.9	30.616	75.4	28.446	91.3	1:58.869		73.69	0.744	16:55:14.301
7 -	36.501	76.4	23.237	92.4	30.012	75.4	28.571	90.6	1:58.321	**(3)**	74.03	0.196	16:57:12.622
8 -	36.488	76.4	23.060	92.8	30.121	77.4	29.616	91.0	1:59.285		73.43	1.160	16:59:11.907
9 -	***36.371***	77.5	22.722	95.4	29.921	76.6	29.198	91.5	1:58.212	**(2)**	74.10	0.087	17:01:10.119

P38 720 7 S Ben CUTLER Mini Se7en S 1293 - Privateer

IDEAL LAP TIME : 1:57.936 BEST LAP TIME : 1:59.167 DIFFERENCE : 1.231

LAP	SECTOR 1		SECTOR 2		SECTOR 3		SECTOR 4		LAP TIME		MPH	DIFF	TIME OF DAY
1 -		76.3	23.224	***96.8***	31.644	71.8	29.111	94.1	2:15.753		64.52	16.586	16:45:27.497
2 -	37.386	***77.8***	***22.798***	***96.8***	30.408	77.8	***28.616***	***94.3***	1:59.208	**(2)**	73.48	0.041	16:47:26.705
3 -	37.128	74.8	24.374	93.2	31.762	71.5	29.017	93.9	2:02.281		71.63	3.114	16:49:28.986
4 -	***36.649***	76.3	22.863	96.1	30.929	76.1	29.499	89.9	1:59.940	**(3)**	73.03	0.773	16:51:28.926
5 -	37.550	75.6	23.743	93.0	30.503	76.5	28.893	91.3	2:00.689		72.58	1.522	16:53:29.615
6 -	36.728	76.2	22.851	94.6	***29.873***	***80.2***	29.715	91.8	***1:59.167***	**(1)**	***73.50***		***16:55:28.782***
7 -	36.862	77.1	23.161	95.4	31.004	75.1	30.408	86.3	2:01.435		72.13	2.268	16:57:30.217
8 -	37.570	74.7	23.420	92.4	30.350	77.9	29.209	91.1	2:00.549		72.66	1.382	16:59:30.766
9 -	37.104	73.1	23.256	94.2	30.856	77.8	29.273	90.8	2:00.489		72.70	1.322	17:01:31.255

Weather / Track : Bright / Dry

Brands Hatch GP
Circuit Length = 2.4332 miles
Start: 16:43 Flag 17:04 End: 17:06

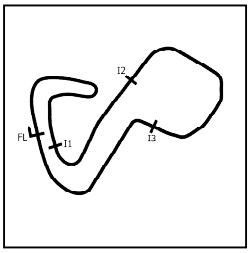

2020 Dunlop Mini Challenges supported by Mini Spares

ROUND 3 - SECTOR ANALYSIS

SECTOR 1 = FL to I1, SECTOR 2 = I1 to I2 SECTOR 3 = I2 to I3, SECTOR 4 = I3 to FL, DIFF = Difference To Personal Best Lap, P = Crossed Finish Line in Pit Lane, D = Time Disallowed

P39 27 Mig Peter HARRIES Mini Miglia 1292 - Privateer

IDEAL LAP TIME : 1:51.666 BEST LAP TIME : 1:52.180 DIFFERENCE : 0.514

LAP	SECTOR 1		SECTOR 2		SECTOR 3		SECTOR 4		LAP TIME		MPH	DIFF	TIME OF DAY
1 -		77.3	23.078	80.5	34.328	66.5	28.302	98.6	2:12.531		66.09	20.351	16:45:24.275
2 -	36.852	82.8	21.787	95.7	30.512	75.3	26.849	102.1	1:56.000		75.51	3.820	16:47:20.275
3 -	36.270	84.6	21.154	***105.1***	30.377	***77.6***	***26.437***	***102.4***	1:54.238		76.68	2.058	16:49:14.513
4 -	34.962	85.4	***20.716***	***105.1***	***29.964***	75.6	26.538	102.2	***1:52.180***	**(1)**	***78.08***		***16:51:06.693***
5 -	34.763	85.8	20.810	97.1	31.070	68.8	27.271	101.5	1:53.914		76.89	1.734	16:53:00.607
6 -	***34.549***	***86.4***	21.144	88.1	30.885	75.6	27.027	98.8	1:53.605	**(3)**	77.10	1.425	16:54:54.212
7 -	34.605	84.9	21.325	101.3	30.307	75.4	26.816	100.4	1:53.053	**(2)**	77.48	0.873	16:56:47.265
8 -	35.091	85.1	21.116	101.6	31.421	74.0	29.766	87.9	1:57.394		74.61	5.214	16:58:44.659

P40 49 7 Ross BILLISON Mini Se7en 998 - Leftline Motorsport

IDEAL LAP TIME : 1:54.369 BEST LAP TIME : 1:54.395 DIFFERENCE : 0.026

LAP	SECTOR 1		SECTOR 2		SECTOR 3		SECTOR 4		LAP TIME		MPH	DIFF	TIME OF DAY
1 -		78.0	22.353	98.2	29.543	76.7	28.097	***101.0***	2:07.275		68.82	12.880	16:45:19.019
2 -	35.613	***80.8***	22.282	***101.3***	***29.185***	81.2	27.813	98.5	1:54.893	**(2)**	76.24	0.498	16:47:13.912
3 -	***35.455***	80.1	***21.926***	99.4	29.211	***82.0***	***27.803***	97.3	***1:54.395***	**(1)**	***76.57***		***16:49:08.307***
4 -	35.577	79.9	22.234	98.2	30.017	80.2	27.964	95.8	1:55.792		75.65	1.397	16:51:04.099
5 -	35.818	79.3	22.105	98.2	30.433	76.9	28.423	96.5	1:56.779		75.01	2.384	16:53:00.878
6 -	35.944	79.7	22.460	99.4	29.200	79.7	27.925	95.8	1:55.529	**(3)**	75.82	1.134	16:54:56.407

P41 38 7 Steven HOPPER Mini Se7en 998 - D&P Motors / Roonspeed

IDEAL LAP TIME : 1:56.782 BEST LAP TIME : 1:57.322 DIFFERENCE : 0.540

LAP	SECTOR 1		SECTOR 2		SECTOR 3		SECTOR 4		LAP TIME		MPH	DIFF	TIME OF DAY
1 -		76.6	22.910	***97.5***	30.928	76.6	***28.147***	***95.1***	2:10.978		66.87	13.656	16:45:22.722
2 -	37.717	75.4	23.258	96.1	31.124	***77.7***	28.981	93.9	2:01.080		72.34	3.758	16:47:23.802
3 -	36.466	77.0	23.215	91.6	31.473	75.2	28.246	93.9	1:59.400		73.36	2.078	16:49:23.202
4 -	***36.313***	77.4	22.676	96.5	30.092	74.8	28.241	***95.1***	***1:57.322***	**(1)**	***74.66***		***16:51:20.524***
5 -	36.423	***77.5***	***22.512***	96.2	29.957	76.9	28.853	93.2	1:57.745	**(2)**	74.39	0.423	16:53:18.269
6 -	37.862	76.6	22.903	95.4	***29.810***	76.8	28.309	93.8	1:58.884	**(3)**	73.68	1.562	16:55:17.153

P42 113 Lib Phil HARVEY Mini Libre 1380 - Cheltenham Motor Club

IDEAL LAP TIME : 1:48.382 BEST LAP TIME : 1:48.558 DIFFERENCE : 0.176

LAP	SECTOR 1		SECTOR 2		SECTOR 3		SECTOR 4		LAP TIME		MPH	DIFF	TIME OF DAY
1 -		86.8	21.183	102.7	29.448	***81.5***	26.299	104.6	2:02.489		71.51	13.931	16:45:14.233
2 -	34.257	86.9	20.134	106.6	29.110	79.0	26.013	105.1	1:49.514	**(3)**	79.98	0.956	16:47:03.747
3 -	33.938	86.8	20.223	107.2	***28.773***	80.5	25.908	***106.0***	1:48.842	**(2)**	80.48	0.284	16:48:52.589
4 -	***33.690***	87.1	20.167	107.5	28.861	79.7	***25.840***	104.2	***1:48.558***	**(1)**	***80.69***		***16:50:41.147***
5 -	37.232	***87.2***	***20.079***	***108.5***	28.793	80.1	26.263	98.5	1:52.367		77.95	3.809	16:52:33.514

P43 736 7 S Thorburn ASTIN Mini Se7en S 1275 - Privateer

IDEAL LAP TIME : 1:57.489 BEST LAP TIME : 1:58.553 DIFFERENCE : 1.064

LAP	SECTOR 1		SECTOR 2		SECTOR 3		SECTOR 4		LAP TIME		MPH	DIFF	TIME OF DAY
1 -		75.6	23.542	96.1	32.246	74.1	28.863	92.8	2:16.584		64.13	18.031	16:45:28.328
2 -	36.363	***76.8***	***22.571***	***97.1***	31.293	74.3	28.620	***93.8***	1:58.847	**(3)**	73.70	0.294	16:47:27.175
3 -	37.426	75.5	23.149	93.0	30.529	75.1	***28.465***	92.3	1:59.569		73.26	1.016	16:49:26.744
4 -	36.260	75.6	23.321	92.5	30.343	***75.7***	28.629	91.8	***1:58.553***	**(1)**	***73.88***		***16:51:25.297***
5 -	***36.183***	75.7	23.120	92.8	***30.270***	73.4	29.027	91.5	1:58.600	**(2)**	73.86	0.047	16:53:23.897

P44 0 Mig Colin PEACOCK Mini Miglia 1293 - Privateer

IDEAL LAP TIME : 1:44.672 BEST LAP TIME : 1:44.682 DIFFERENCE : 0.010

LAP	SECTOR 1		SECTOR 2		SECTOR 3		SECTOR 4		LAP TIME		MPH	DIFF	TIME OF DAY
1 -		88.0	20.475	108.0	27.533	82.6	25.583	107.0	1:54.625		76.42	9.943	16:45:06.369
2 -	33.045	89.2	19.921	109.8	27.048	83.7	25.246	***108.7***	1:45.260	**(2)**	83.22	0.578	16:46:51.629
3 -	32.799	***90.1***	***19.744***	***112.0***	***26.948***	87.1	***25.191***	***108.7***	***1:44.682***	**(1)**	***83.68***		***16:48:36.311***
4 -	***32.789***	88.5	20.061	110.0	27.644	***87.8***	25.302	106.1	1:45.796	**(3)**	82.79	1.114	16:50:22.107

Weather / Track : Bright / Dry

Brands Hatch GP
Circuit Length = 2.4332 miles
Start: 16:43 Flag 17:04 End: 17:06

2020 Dunlop Mini Challenges supported by Mini Spares

ROUND 3 - SECTOR ANALYSIS

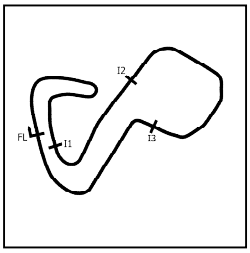

SECTOR 1 = FL to I1, SECTOR 2 = I1 to I2 SECTOR 3 = I2 to I3, SECTOR 4 = I3 to FL, DIFF = Difference To Personal Best Lap, P = Crossed Finish Line in Pit Lane, D = Time Disallowed

P45 86 Mig Jason BALDING Mini Miglia 1293 - Privateer

IDEAL LAP TIME : 1:50.934 BEST LAP TIME : 1:51.668 DIFFERENCE : 0.734

LAP	SECTOR 1		SECTOR 2		SECTOR 3		SECTOR 4		LAP TIME	MPH	DIFF	TIME OF DAY
1 -		81.4	21.503	***104.6***	29.255	81.1	27.903	98.5	2:03.400	70.98	11.732	16:45:15.144
2 -	35.137	73.8	21.602	91.6	29.728	79.6	27.035	***100.3***	1:53.502 **(3)**	77.17	1.834	16:47:08.646
3 -	34.574	84.3	21.279	102.7	***29.144***	***82.6***	***26.671***	99.8	***1:51.668*** **(1)**	***78.44***		***16:49:00.314***
4 -	***34.304***	84.2	21.273	101.9	29.696	79.1	26.957	99.2	1:52.230 **(2)**	78.05	0.562	16:50:52.544

P46 796 7 S Mark CHAPPELL Mini Se7en S 1275 - Privateer

IDEAL LAP TIME : 2:01.534 BEST LAP TIME : 2:01.534 DIFFERENCE : 0.000

LAP	SECTOR 1		SECTOR 2		SECTOR 3		SECTOR 4		LAP TIME	MPH	DIFF	TIME OF DAY
1 -		76.9	23.383	***97.2***	32.810	***72.7***	29.491	***93.2***	2:18.085 **(2)**	63.43	16.551	16:45:29.829
2 -	***37.349***	***77.4***	***22.850***	95.3	***32.016***	72.1	***29.319***	92.3	***2:01.534*** **(1)**	***72.07***		***16:47:31.363***

Weather / Track : Bright / Dry

Brands Hatch GP
Circuit Length = 2.4332 miles
Start: 16:43 Flag 17:04 End: 17:06

2020 Dunlop Mini Challenges supported by Mini Spares

ROUND 3 - BEST SPEEDS

	INTERMEDIATE 1			INTERMEDIATE 2			INTERMEDIATE 3			FINISH LINE		
POS	NO	NAME	MPH	NO	NAME	MPH	NO	NAME	MPH	NO	NAME	MPH
1	56	PADMORE	91.3	56	PADMORE	112.7	85	SUMMERHAYES	89.9	48	DEEGAN	110.3
2	48	DEEGAN	91.0	85	SUMMERHAYES	112.7	21	SMITH	89.7	70	JORDAN	110.0
3	70	JORDAN	90.6	70	JORDAN	112.5	23	DEETH	88.7	56	PADMORE	109.8
4	85	SUMMERHAYES	90.6	48	DEEGAN	112.2	32	OWENS	88.4	21	SMITH	109.4
5	53	BURGE	90.6	0	PEACOCK	112.0	11	ASTIN	88.1	11	ASTIN	109.2
6	29	DREW	90.4	4	PORTER	111.8	0	PEACOCK	87.8	85	SUMMERHAYES	109.1
7	21	SMITH	90.3	37	CUTHBERTSON	111.8	70	JORDAN	87.0	23	DEETH	108.9
8	32	OWENS	90.1	53	BURGE	111.6	56	PADMORE	86.5	4	PORTER	108.7
9	0	PEACOCK	90.1	32	OWENS	111.6	48	DEEGAN	86.3	0	PEACOCK	108.7
10	78	KENDALL	90.0	11	ASTIN	111.6	53	BURGE	86.2	32	OWENS	108.5
11	11	ASTIN	89.9	21	SMITH	111.4	4	PORTER	86.1	29	DREW	108.4
12	23	DEETH	89.7	29	DREW	111.4	500	DAVIS	85.4	53	BURGE	107.5
13	4	PORTER	89.2	23	DEETH	110.7	29	DREW	85.3	37	CUTHBERTSON	107.2
14	500	DAVIS	89.1	78	KENDALL	110.5	72	HOWARD	85.0	72	HOWARD	107.0
15	474	EVANS	89.0	500	DAVIS	109.6	17	JESSOP	84.9	78	KENDALL	106.8
16	132	COX	88.8	72	HOWARD	109.1	78	KENDALL	84.8	500	DAVIS	106.6
17	72	HOWARD	88.6	69	LE MAY	108.5	474	EVANS	84.4	69	LE MAY	106.3
18	37	CUTHBERTSON	88.5	113	HARVEY	108.5	69	LE MAY	84.0	113	HARVEY	106.0
19	69	LE MAY	87.7	474	EVANS	107.7	37	CUTHBERTSON	83.9	132	COX	105.1
20	113	HARVEY	87.2	132	COX	107.2	86	BALDING	82.6	474	EVANS	105.0
21	27	HARRIES	86.4	17	JESSOP	105.1	1	SMITH	82.0	171	LEWIS	102.4
22	17	JESSOP	85.3	27	HARRIES	105.1	49	BILLISON	82.0	27	HARRIES	102.4
23	86	BALDING	85.0	86	BALDING	104.6	132	COX	81.8	17	JESSOP	102.1
24	171	LEWIS	83.5	171	LEWIS	102.1	113	HARVEY	81.5	49	BILLISON	101.0
25	1	SMITH	81.5	77	DEVINY	101.9	73	WANSTALL	80.6	77	DEVINY	100.3
26	77	DEVINY	80.9	49	BILLISON	101.3	787	O'BRIEN	80.3	86	BALDING	100.3
27	49	BILLISON	80.8	73	WANSTALL	101.2	6	DAVIS	80.3	73	WANSTALL	100.1
28	73	WANSTALL	80.4	1	SMITH	100.7	5	ROBERTS	80.2	1	SMITH	97.6
29	76	POLLEY	79.7	76	POLLEY	100.4	720	CUTLER	80.2	5	ROBERTS	96.5
30	5	ROBERTS	79.6	5	ROBERTS	99.7	46	HUNTER	80.1	76	POLLEY	96.5
31	787	O'BRIEN	79.5	787	O'BRIEN	98.9	77	DEVINY	80.0	712	DAW	96.5
32	712	DAW	79.1	742	BUTLER	98.6	712	DAW	79.7	787	O'BRIEN	95.8
33	715	KENT	78.8	6	DAVIS	98.3	758	AYRES	79.3	758	AYRES	95.7
34	46	HUNTER	78.8	712	DAW	98.2	76	POLLEY	78.4	742	BUTLER	95.4
35	720	CUTLER	77.8	758	AYRES	97.9	38	HOPPER	77.7	6	DAVIS	95.3
36	7	WINDOW	77.7	715	KENT	97.5	10	PROCTOR	77.6	715	KENT	95.3
37	38	HOPPER	77.5	46	HUNTER	97.5	711	HARRINGTON	77.6	46	HUNTER	95.3
38	758	AYRES	77.4	38	HOPPER	97.5	7	WINDOW	77.6	38	HOPPER	95.1
39	796	CHAPPELL	77.4	7	WINDOW	97.2	27	HARRIES	77.6	711	HARRINGTON	94.7
40	6	DAVIS	77.3	796	CHAPPELL	97.2	736	ASTIN	75.7	10	PROCTOR	94.6
41	10	PROCTOR	77.2	736	ASTIN	97.1	715	KENT	74.7	31	SIMS	94.5
42	742	BUTLER	76.8	720	CUTLER	96.8	171	LEWIS	74.7	720	CUTLER	94.3
43	31	SIMS	76.8	10	PROCTOR	96.6	31	SIMS	74.5	736	ASTIN	93.8
44	736	ASTIN	76.8	711	HARRINGTON	96.5	742	BUTLER	74.3	7	WINDOW	93.5
45	711	HARRINGTON	76.6	31	SIMS	95.5	796	CHAPPELL	72.7	796	CHAPPELL	93.2
46	795	GILBY	75.4	795	GILBY	92.1	795	GILBY	71.9	795	GILBY	90.1

Weather / Track : Bright / Dry

Brands Hatch GP
Circuit Length = 2.4332 miles
Start: 16:43 Flag 17:04 End: 17:06

Results can be found at www.tsl-timing.com

Printed - 17:07 Saturday, 08 August 2020

2020 Dunlop Mini Challenges supported by Mini Spares

ROUND 3 - BEST SECTORS

	SECTOR 1			SECTOR 2			SECTOR 3			SECTOR 4		
POS	NO	NAME	TIME	NO	NAME	TIME	NO	NAME	TIME	NO	NAME	TIME
1	70	JORDAN	32.402	56	PADMORE	19.660	85	SUMMERH	26.551	56	PADMORE	24.815
2	48	DEEGAN	32.402	85	SUMMERH	19.684	23	DEETH	26.571	21	SMITH	24.974
3	56	PADMORE	32.413	70	JORDAN	19.709	32	OWENS	26.586	70	JORDAN	24.976
4	21	SMITH	32.537	0	PEACOCK	19.744	48	DEEGAN	26.589	85	SUMMERH	25.051
5	32	OWENS	32.544	53	BURGE	19.763	70	JORDAN	26.703	11	ASTIN	25.051
6	23	DEETH	32.566	48	DEEGAN	19.784	21	SMITH	26.745	48	DEEGAN	25.142
7	11	ASTIN	32.616	21	SMITH	19.787	56	PADMORE	26.795	0	PEACOCK	25.191
8	4	PORTER	32.707	29	DREW	19.800	11	ASTIN	26.866	23	DEETH	25.229
9	0	PEACOCK	32.789	11	ASTIN	19.811	4	PORTER	26.928	53	BURGE	25.308
10	85	SUMMERH	32.819	32	OWENS	19.833	0	PEACOCK	26.948	32	OWENS	25.323
11	53	BURGE	32.899	23	DEETH	19.846	29	DREW	27.069	29	DREW	25.349
12	78	KENDALL	32.955	78	KENDALL	19.939	37	CUTHBER	27.073	4	PORTER	25.400
13	29	DREW	32.979	37	CUTHBER	19.975	78	KENDALL	27.115	37	CUTHBER	25.440
14	37	CUTHBER	32.993	4	PORTER	20.015	500	DAVIS	27.176	78	KENDALL	25.450
15	69	LE MAY	33.089	113	HARVEY	20.079	53	BURGE	27.231	69	LE MAY	25.456
16	500	DAVIS	33.177	72	HOWARD	20.089	72	HOWARD	27.888	500	DAVIS	25.533
17	72	HOWARD	33.217	474	EVANS	20.198	17	JESSOP	27.940	72	HOWARD	25.782
18	113	HARVEY	33.690	69	LE MAY	20.224	132	COX	27.958	113	HARVEY	25.840
19	17	JESSOP	33.716	500	DAVIS	20.275	69	LE MAY	28.045	474	EVANS	25.910
20	474	EVANS	33.855	17	JESSOP	20.583	474	EVANS	28.239	132	COX	25.958
21	132	COX	33.900	132	COX	20.593	1	SMITH	28.362	17	JESSOP	26.212
22	86	BALDING	34.304	27	HARRIES	20.716	113	HARVEY	28.773	27	HARRIES	26.437
23	171	LEWIS	34.548	86	BALDING	20.815	46	HUNTER	28.814	86	BALDING	26.671
24	27	HARRIES	34.549	171	LEWIS	21.525	77	DEVINY	28.973	171	LEWIS	27.116
25	1	SMITH	35.133	77	DEVINY	21.705	171	LEWIS	29.055	1	SMITH	27.347
26	46	HUNTER	35.441	49	BILLISO	21.926	86	BALDING	29.144	46	HUNTER	27.569
27	49	BILLISO	35.455	73	WANSTAL	21.929	49	BILLISO	29.185	77	DEVINY	27.605
28	77	DEVINY	35.467	1	SMITH	21.948	787	O'BRIEN	29.464	73	WANSTAL	27.652
29	787	O'BRIEN	35.627	46	HUNTER	22.024	76	POLLEY	29.469	49	BILLISO	27.803
30	73	WANSTAL	35.777	5	ROBERTS	22.068	758	AYRES	29.499	5	ROBERTS	27.842
31	711	HARRING	35.956	787	O'BRIEN	22.330	712	DAW	29.539	787	O'BRIEN	27.975
32	758	AYRES	35.980	711	HARRING	22.376	73	WANSTAL	29.546	712	DAW	28.018
33	712	DAW	35.982	742	BUTLER	22.443	5	ROBERTS	29.557	758	AYRES	28.071
34	6	DAVIS	36.005	76	POLLEY	22.444	6	DAVIS	29.770	76	POLLEY	28.087
35	5	ROBERTS	36.032	758	AYRES	22.506	7	WINDOW	29.806	38	HOPPER	28.147
36	76	POLLEY	36.163	38	HOPPER	22.512	38	HOPPER	29.810	711	HARRING	28.181
37	736	ASTIN	36.183	6	DAVIS	22.515	720	CUTLER	29.873	6	DAVIS	28.258
38	38	HOPPER	36.313	736	ASTIN	22.571	27	HARRIES	29.964	7	WINDOW	28.318
39	7	WINDOW	36.371	712	DAW	22.578	711	HARRING	29.996	736	ASTIN	28.465
40	742	BUTLER	36.644	715	KENT	22.645	736	ASTIN	30.270	31	SIMS	28.482
41	720	CUTLER	36.649	7	WINDOW	22.719	10	PROCTOR	30.515	715	KENT	28.562
42	715	KENT	36.742	10	PROCTOR	22.789	31	SIMS	30.768	742	BUTLER	28.597
43	31	SIMS	36.764	720	CUTLER	22.798	742	BUTLER	30.983	10	PROCTOR	28.606
44	10	PROCTOR	36.841	31	SIMS	22.800	715	KENT	31.025	720	CUTLER	28.616
45	796	CHAPPEL	37.349	796	CHAPPEL	22.850	796	CHAPPEL	32.016	796	CHAPPEL	29.319
46	795	GILBY	38.083	795	GILBY	23.714	795	GILBY	32.365	795	GILBY	29.529

IDEAL / BEST COMPARISON					
POS	NO	NAME	IDEAL	BEST	DIFF
		PERFECT LAP	1:43.428		
1	56	PADMORE	1:43.683	1:44.109	0.426
2	70	JORDAN	1:43.790	1:44.188	0.398
3	48	DEEGAN	1:43.917	1:44.256	0.339
4	21	SMITH	1:44.043	1:44.424	0.381
5	85	SUMMERHAYES	1:44.105	1:44.656	0.551
6	23	DEETH	1:44.212	1:44.439	0.227
7	32	OWENS	1:44.286	1:44.897	0.611
8	11	ASTIN	1:44.344	1:44.722	0.378
9	0	PEACOCK	1:44.672	1:44.682	0.010
10	4	PORTER	1:45.050	1:45.301	0.251
11	29	DREW	1:45.197	1:45.739	0.542
12	53	BURGE	1:45.201	1:45.735	0.534
13	78	KENDALL	1:45.459	1:45.774	0.315
14	37	CUTHBERTSON	1:45.481	1:45.481	0.000
15	500	DAVIS	1:46.161	1:46.609	0.448
16	69	LE MAY	1:46.814	1:47.223	0.409
17	72	HOWARD	1:46.976	1:47.644	0.668
18	474	EVANS	1:48.202	1:48.776	0.574
19	113	HARVEY	1:48.382	1:48.558	0.176
20	132	COX	1:48.409	1:48.994	0.585
21	17	JESSOP	1:48.451	1:48.965	0.514
22	86	BALDING	1:50.934	1:51.668	0.734
23	27	HARRIES	1:51.666	1:52.180	0.514
24	171	LEWIS	1:52.244	1:52.913	0.669
25	1	SMITH	1:52.790	1:53.023	0.233
26	77	DEVINY	1:53.750	1:54.406	0.656
27	46	HUNTER	1:53.848	1:53.901	0.053
28	49	BILLISON	1:54.369	1:54.395	0.026
29	73	WANSTALL	1:54.904	1:55.374	0.470
30	787	O'BRIEN	1:55.396	1:55.954	0.558
31	5	ROBERTS	1:55.499	1:56.319	0.820
32	758	AYRES	1:56.056	1:56.992	0.936
33	712	DAW	1:56.117	1:57.288	1.171
34	76	POLLEY	1:56.163	1:56.751	0.588
35	711	HARRINGTON	1:56.509	1:57.475	0.966
36	6	DAVIS	1:56.548	1:56.963	0.415
37	38	HOPPER	1:56.782	1:57.322	0.540
38	7	WINDOW	1:57.214	1:58.125	0.911
39	736	ASTIN	1:57.489	1:58.553	1.064
40	720	CUTLER	1:57.936	1:59.167	1.231
41	742	BUTLER	1:58.667	1:59.564	0.897
42	10	PROCTOR	1:58.751	1:59.706	0.955
43	31	SIMS	1:58.814	1:59.937	1.123
44	715	KENT	1:58.974	1:59.489	0.515
45	796	CHAPPELL	2:01.534	2:01.534	0.000
46	795	GILBY	2:03.691	2:04.286	0.595

Weather / Track : Bright / Dry

Brands Hatch GP
Circuit Length = 2.4332 miles
Start: 16:43 Flag 17:04 End: 17:06

Results can be found at www.tsl-timing.com

Printed - 17:07 Saturday, 08 August 2020

2020 Dunlop Mini Challenges supported by Mini Spares

ROUND 3 - LAP CHART

LAP 1		@ 16:45:03.716
NO	BEHIND	LAP TIME
23		1:51.972
21	1.072	1:53.044
56	1.222	1:53.194
70	1.760	1:53.732
48	1.931	1:53.903
11	2.106	1:54.078
0	2.653	1:54.625
85	2.805	1:54.777
4	3.014	1:54.986
32	3.187	1:55.159
37	3.980	1:55.952
53	4.173	1:56.145
29	4.491	1:56.463
78	4.868	1:56.840
69	5.530	1:57.502
500	5.978	1:57.950
72	6.438	1:58.410
17	7.913	1:59.885
113	10.517	2:02.489
132	11.284	2:03.256
86	11.428	2:03.400
171	13.798	2:05.770
46	13.967	2:05.939
474	14.521	2:06.493
1	15.141	2:07.113
49	15.303	2:07.275
73	15.450	2:07.422
77	15.654	2:07.626
5	16.704	2:08.676
76	18.451	2:10.423
7	18.517	2:10.489
38	19.006	2:10.978
787	19.337	2:11.309
6	19.881	2:11.853
712	20.121	2:12.093
27	20.559	2:12.531
711	21.019	2:12.991
10	22.471	2:14.443
758	22.493	2:14.465
742	23.438	2:15.410
720	23.781	2:15.753
736	24.612	2:16.584
31	24.678	2:16.650
715	25.353	2:17.325
796	26.113	2:18.085
795	27.621	2:19.593

LAP 2		@ 16:46:49.030
NO	BEHIND	LAP TIME
23		1:45.314
21	0.655	1:44.897
70	1.111	1:44.665
56	1.272	1:45.364
48	1.859	1:45.242
11	2.196	1:45.404
0	2.599	1:45.260
85	2.767	1:45.276
32	3.139	1:45.266
4	3.693	1:45.993
37	4.147	1:45.481
53	4.745	1:45.886
29	4.916	1:45.739
78	5.375	1:45.821
69	8.032	1:47.816
500	8.205	1:47.541
72	8.807	1:47.683
17	12.740	1:50.141
113	14.717	1:49.514
132	15.354	1:49.384
86	19.616	1:53.502
171	21.489	1:53.005
474	21.711	1:52.504
46	22.670	1:54.017
1	24.170	1:54.343
49	24.882	1:54.893
77	25.035	1:54.695
73	26.368	1:56.232
5	27.959	1:56.569
76	30.586	1:57.449
787	30.918	1:56.895
27	31.245	1:56.000
7	31.543	1:58.340
6	33.263	1:58.696
712	34.455	1:59.648
38	34.772	2:01.080
758	34.909	1:57.730
711	35.297	1:59.592
10	37.370	2:00.213
720	37.675	1:59.208
736	38.145	1:58.847
742	38.958	2:00.834
31	39.543	2:00.179
715	40.951	2:00.912
796	42.333	2:01.534
795	46.681	2:04.374

LAP 3		@ 16:48:33.469
NO	BEHIND	LAP TIME
23		1:44.439
21	0.702	1:44.486
70	0.860	1:44.188
56	0.942	1:44.109
48	1.798	1:44.378
11	2.479	1:44.722
0	2.842	1:44.682
85	2.984	1:44.656
32	3.597	1:44.897
4	4.555	1:45.301
37	5.782	1:46.074
53	6.041	1:45.735
29	6.226	1:45.749
78	6.710	1:45.774
500	11.495	1:47.729
69	11.815	1:48.222
72	12.330	1:47.962
17	18.147	1:49.846
113	19.120	1:48.842
132	20.262	1:49.347
86	26.845	1:51.668
171	29.963	1:52.913
474	30.169	1:52.897
46	32.132	1:53.901
1	32.754	1:53.023
49	34.838	1:54.395
77	35.002	1:54.406
73	37.545	1:55.616
5	40.322	1:56.802
27	41.044	1:54.238
787	42.971	1:56.492
76	43.941	1:57.794
7	45.516	1:58.412
6	47.273	1:58.449
712	47.890	1:57.874
758	48.839	1:58.369
711	49.258	1:58.400
38	49.733	1:59.400
736	53.275	1:59.569
10	54.494	2:01.563
742	55.045	2:00.526
720	55.517	2:02.281
31	55.831	2:00.727
715	58.280	2:01.768
795	1:07.617	2:05.375

LAP 4		@ 16:50:18.110
NO	BEHIND	LAP TIME
23		1:44.641
21	0.609	1:44.548
70	0.751	1:44.532
56	1.171	1:44.870
48	1.560	1:44.403
11	2.715	1:44.877
0	3.997	1:45.796
32	4.300	1:45.344
85	5.336	1:46.993
4	5.996	1:46.082
37	8.108	1:46.967
78	8.519	1:46.450
53	8.690	1:47.290
29	8.849	1:47.264
500	13.481	1:46.627
69	14.624	1:47.450
72	15.333	1:47.644
113	23.037	1:48.558
17	23.805	1:50.299
132	24.668	1:49.047
86	34.434	1:52.230
474	36.587	1:51.059
171	40.632	1:55.310
46	42.801	1:55.310
1	42.943	1:54.830
49	45.989	1:55.792
77	46.125	1:55.764
27	48.583	1:52.180
73	49.740	1:56.836
5	53.058	1:57.377
787	54.464	1:56.134
76	56.051	1:56.751
7	59.000	1:58.125
6	1:01.050	1:58.418
712	1:01.536	1:58.287
758	1:01.697	1:57.499
711	1:02.168	1:57.551
38	1:02.414	1:57.322
736	1:07.187	1:58.553
10	1:09.559	1:59.706
742	1:10.663	2:00.259
720	1:10.816	1:59.940
31	1:11.127	1:59.937
715	1:14.087	2:00.448
795	1:29.387	2:06.411

LAP 5		@ 16:52:02.967
NO	BEHIND	LAP TIME
23		1:44.857
21	0.176	1:44.424
70	0.493	1:44.599
56	0.806	1:44.492
48	0.959	1:44.256
11	3.351	1:45.493
32	4.470	1:45.027
85	5.523	1:45.044
4	7.211	1:46.072
37	10.489	1:47.238
78	10.808	1:47.146
53	10.948	1:47.115
29	11.781	1:47.789
500	15.472	1:46.848
69	16.990	1:47.223
72	18.738	1:48.262
17	28.981	1:50.033
132	29.743	1:49.932
113	30.547	1:52.367
474	41.232	1:49.502
46	53.745	1:55.801
1	53.893	1:55.807
27	57.640	1:53.914
49	57.911	1:56.779
77	58.374	1:57.106
73	1:01.245	1:56.362
171	1:01.475	2:05.700
787	1:05.561	1:55.954
5	1:05.850	1:57.649
76	1:08.206	1:57.012
7	1:12.465	1:58.322
6	1:13.156	1:56.963
712	1:14.144	1:57.465
758	1:14.997	1:58.157
38	1:15.302	1:57.745
711	1:15.473	1:58.162
736	1:20.930	1:58.600
10	1:25.032	2:00.330
720	1:26.648	2:00.689
742	1:26.786	2:00.980
31	1:27.196	2:00.926
715	1:29.382	2:00.152

Brands Hatch GP
Circuit Length = 2.4332 miles
Start: 16:43 Flag 17:04 End: 17:06

Weather / Track : Bright / Dry

2020 Dunlop Mini Challenges supported by Mini Spares

ROUND 3 - LAP CHART

LAP 6		@ 16:53:47.739
NO	BEHIND	LAP TIME
23		1:44.772
21	0.282	1:44.878
70	0.512	1:44.791
48	0.671	1:44.484
56	0.890	1:44.856
32	5.138	1:45.440
11	5.468	1:46.889
85	6.627	1:45.876
4	8.725	1:46.286
795	1 Lap	2:10.060
37	13.088	1:47.371
78	13.293	1:47.257
29	13.564	1:46.555
53	14.492	1:48.316
500	17.309	1:46.609
69	19.720	1:47.502
72	21.857	1:47.891
17	33.873	1:49.664
132	34.962	1:49.991
474	48.905	1:52.445
27	1:06.473	1:53.605
1	1:06.826	1:57.705
46	1:06.882	1:57.909
49	1:08.668	1:55.529
77	1:08.826	1:55.224
73	1:12.081	1:55.608
787	1:17.053	1:56.264
5	1:18.103	1:57.025
76	1:20.497	1:57.063
7	1:26.562	1:58.869
712	1:27.077	1:57.705
758	1:27.217	1:56.992
711	1:28.176	1:57.475
171	1:28.823	2:12.120
38	1:29.414	1:58.884
10	1:40.808	2:00.548
720	1:41.043	1:59.167
742	1:41.809	1:59.795
31	1:42.865	2:00.441
715	1:44.099	1:59.489

LAP 7		@ 16:55:32.604
NO	BEHIND	LAP TIME
23		1:44.865
21	0.490	1:45.073
70	0.654	1:45.007
56	1.025	1:45.000
48	1.496	1:45.690
32	5.779	1:45.506
11	6.271	1:45.668
6	1 Lap	2:23.137
85	7.279	1:45.517
4	10.295	1:46.435
37	15.419	1:47.196
78	15.679	1:47.251
29	15.853	1:47.154
53	16.158	1:46.531
500	21.640	1:49.196
69	24.478	1:49.623
72	26.488	1:49.496
795	1 Lap	2:08.657
17	38.635	1:49.627
132	39.382	1:49.285
474	54.319	1:50.279
27	1:14.661	1:53.053
1	1:16.288	1:54.327
46	1:17.068	1:55.051
77	1:19.423	1:55.462
73	1:22.887	1:55.671
787	1:28.456	1:56.268
5	1:29.929	1:56.691
76	1:32.747	1:57.115
7	1:40.018	1:58.321
758	1:41.199	1:58.847
712	1:42.416	2:00.204
711	1:42.473	1:59.162

LAP 8		@ 16:57:17.928
NO	BEHIND	LAP TIME
23		1:45.324
21	0.241	1:45.075
70	0.467	1:45.137
56	1.364	1:45.663
48	1.870	1:45.698
32	6.240	1:45.785
11	6.921	1:45.974
85	8.872	1:46.917
720	1 Lap	2:01.435
4	12.741	1:47.770
10	1 Lap	2:02.383
742	1 Lap	2:01.390
171	1 Lap	2:14.813
31	1 Lap	2:01.729
715	1 Lap	2:01.953
37	17.123	1:47.028
29	17.411	1:46.882
78	17.901	1:47.546
53	18.263	1:47.429
6	1 Lap	2:00.807
500	25.121	1:48.805
69	27.506	1:48.352
72	29.463	1:48.299
17	42.576	1:49.265
132	43.052	1:48.994
795	1 Lap	2:06.653
474	57.771	1:48.776
1	1:25.610	1:54.646
27	1:26.731	1:57.394
46	1:26.873	1:55.129
77	1:29.059	1:54.960
73	1:32.937	1:55.374
787	1:39.491	1:56.359
5	1:40.924	1:56.319
76	1:44.353	1:56.930

LAP 9		@ 16:59:02.873
NO	BEHIND	LAP TIME
23		1:44.945
21	0.158	1:44.862
70	0.385	1:44.863
56	0.930	1:44.511
48	2.467	1:45.542
32	7.278	1:45.983
11	8.352	1:46.376
758	1 Lap	1:57.835
7	1 Lap	1:59.285
712	1 Lap	1:57.288
85	10.259	1:46.332
711	1 Lap	1:58.956
4	14.728	1:46.932
37	19.768	1:47.590
78	21.287	1:48.331
29	21.352	1:48.886
53	24.080	1:50.762
720	1 Lap	2:00.549
10	1 Lap	2:01.682
500	30.245	1:50.069
742	1 Lap	2:02.346
31	1 Lap	2:01.326
69	31.376	1:48.815
715	1 Lap	2:01.213
72	33.398	1:48.880
6	1 Lap	1:57.951
171	1 Lap	2:16.674
17	46.614	1:48.983
132	48.365	1:50.258
474	1:01.812	1:48.986
795	1 Lap	2:05.396
1	1:35.178	1:54.513
46	1:36.935	1:55.007
77	1:39.096	1:54.982

LAP 10		@ 17:00:47.813
NO	BEHIND	LAP TIME
23		1:44.940
21	0.193	1:44.975
70	0.530	1:45.085
56	0.841	1:44.851
48	3.464	1:45.937
73	1 Lap	2:03.030
787	1 Lap	1:57.327
32	8.834	1:46.496
11	10.033	1:46.621
5	1 Lap	1:59.581
85	12.374	1:47.055
76	1 Lap	1:59.819
4	17.260	1:47.472
37	22.201	1:47.373
7	1 Lap	1:58.212
758	1 Lap	1:58.602
712	1 Lap	1:58.205
29	23.558	1:47.146
78	24.092	1:47.745
711	1 Lap	1:58.298
53	25.875	1:46.735
69	35.523	1:49.087
500	35.946	1:50.641
72	37.484	1:49.026
720	1 Lap	2:00.489
742	1 Lap	1:59.798
10	1 Lap	2:00.638
31	1 Lap	2:00.164
715	1 Lap	1:59.628
6	1 Lap	1:58.733
17	51.036	1:49.362
132	54.580	1:51.155
474	1:07.567	1:50.695
171	1 Lap	2:15.625
795	1 Lap	2:04.286
1	1:44.575	1:54.337

Brands Hatch GP
Circuit Length = 2.4332 miles
Start: 16:43 Flag 17:04 End: 17:06

Weather / Track : Bright / Dry

2020 Dunlop Mini Challenges supported by Mini Spares

ROUND 3 - LAP CHART

LAP 11		@ 17:02:32.751
NO	BEHIND	LAP TIME
23		1:44.938
21	0.196	1:44.941
70	0.437	1:44.845
56	0.701	1:44.798
46	1 Lap	1:56.002
48	4.814	1:46.288
77	1 Lap	1:57.187
85	14.544	1:47.108
4	19.688	1:47.366
73	1 Lap	1:58.669
787	1 Lap	1:58.206
5	1 Lap	1:56.926
37	24.252	1:46.989
29	25.718	1:47.098
78	25.969	1:46.815
53	27.487	1:46.550
76	1 Lap	1:58.423
758	1 Lap	1:57.650
712	1 Lap	2:00.457
69	41.685	1:51.100
72	41.832	1:49.286
500	42.089	1:51.081
711	1 Lap	2:03.898
17	55.323	1:49.225
742	1 Lap	1:59.564
10	1 Lap	2:00.544
31	1 Lap	2:00.026
132	1:01.453	1:51.811
715	1 Lap	1:59.793
6	1 Lap	1:58.088
474	1:18.030	1:55.401

LAP 12		@ 17:04:18.335
NO	BEHIND	LAP TIME
21		1:45.388
23	0.523	1:46.107
70	0.923	1:46.070
56	1.135	1:46.018
171	2 Laps	2:19.405
48	6.752	1:47.522
1	1 Lap	1:54.710
795	2 Laps	2:10.151
85	16.462	1:47.502
77	1 Lap	1:57.755
4	21.959	1:47.855
37	26.546	1:47.878
29	26.782	1:46.648
78	27.065	1:46.680
73	1 Lap	1:56.841
53	31.108	1:49.205
5	1 Lap	1:57.458
787	1 Lap	2:01.564
76	1 Lap	1:57.074
69	45.870	1:49.769
72	46.035	1:49.787
500	47.150	1:50.645
758	1 Lap	1:58.679
712	1 Lap	2:00.246
17	58.704	1:48.965
742	1 Lap	2:00.756
6	1 Lap	1:59.377
132	1:16.539	2:00.670
10	1 Lap	2:01.731
31	1 Lap	2:02.384
715	1 Lap	2:02.269
474	1:28.013	1:55.567

Weather / Track : Bright / Dry

Brands Hatch GP
Circuit Length = 2.4332 miles
Start: 16:43 Flag 17:04 End: 17:06

2020 Dunlop Mini Challenges supported by Mini Spares

ROUND 3 - POSITION CHART

No	Name	Lap / Pos	1	2	3	4	5	6	7	8	9	10	11	12
23	DEETH	1	23	23	23	23	23	23	23	23	23	23	23	21
21	SMITH	2	21	21	21	21	21	21	21	21	21	21	21	23
56	PADMORE	3	56	70	70	70	70	70	70	70	70	70	70	70
11	ASTIN	4	70	56	56	56	56	48	56	56	56	56	56	56
48	DEEGAN	5	48	48	48	48	48	56	48	48	48	48	48	48
70	JORDAN	6	11	11	11	11	11	32	32	32	32	32	85	85
85	SUMMERHAYES	7	0	0	0	0	32	11	11	11	11	11	4	4
0	PEACOCK	8	85	85	85	32	85	85	85	85	85	85	37	37
53	BURGE	9	4	32	32	85	4	4	4	4	4	4	29	29
4	PORTER	10	32	4	4	4	37	37	37	37	37	37	78	78
78	KENDALL	11	37	37	37	37	78	78	78	29	78	29	53	53
29	DREW	12	53	53	53	78	53	29	29	78	29	78	69	69
37	CUTHBERTSON	13	29	29	29	53	29	53	53	53	53	53	72	72
69	LE MAY	14	78	78	78	29	500	500	500	500	500	69	500	500
17	JESSOP	15	69	69	500	500	69	69	69	69	69	500	17	17
72	HOWARD	16	500	500	69	69	72	72	72	72	72	72	132	132
86	BALDING	17	72	72	72	72	17	17	17	17	17	17	474	474
32	OWENS	18	17	17	17	113	132	132	132	132	132	132	1	
27	HARRIES	19	113	113	113	17	113	474	474	474	474	474	77	
171	LEWIS	20	132	132	132	132	474	27	27	1	1	1	73	
500	DAVIS	21	86	86	86	86	46	1	1	27	46	46	5	
113	HARVEY	22	171	171	171	474	1	46	46	46	77	77	787	
132	COX	23	46	474	474	171	27	49	77	77	73	73	76	
474	EVANS	24	474	46	46	46	49	77	73	73	787	787	758	
1	SMITH	25	1	1	1	1	77	73	787	787	5	5	712	
46	HUNTER	26	49	49	49	49	73	787	5	5	76	76	742	
77	DEVINY	27	73	77	77	77	171	5	76	76	7	758	6	
49	BILLISON	28	77	73	73	27	787	76	7	758	758	712	10	
76	POLLEY	29	5	5	5	73	5	7	758	7	712	711	31	
7	WINDOW	30	76	76	27	5	76	712	712	712	711	742	715	
73	WANSTALL	31	7	787	787	787	7	758	711	711	720	10		
5	ROBERTS	32	38	27	76	76	6	711	720	720	742	31		
6	DAVIS	33	787	7	7	7	712	171	10	10	10	715		
38	HOPPER	34	6	6	6	6	758	38	742	742	31	6		
10	PROCTOR	35	712	712	712	712	38	10	171	31	715	171		
31	SIMS	36	27	38	758	758	711	720	31	715	6	795		
787	O'BRIEN	37	711	758	711	711	736	742	715	6	171			
711	HARRINGTON	38	10	711	38	38	10	31	6	171	795			
758	AYRES	39	758	10	736	736	720	715	795	795				
712	DAW	40	742	720	10	10	742	6						
736	ASTIN	41	720	736	742	742	31	795						
720	CUTLER	42	736	742	720	720	715							
715	KENT	43	31	31	31	31	795							
742	BUTLER	44	715	715	715	715								

Weather / Track : Bright / Dry

Brands Hatch GP
Circuit Length = 2.4332 miles
Start: 16:43 Flag 17:04 End: 17:06

2020 Dunlop Mini Challenges supported by Mini Spares

ROUND 3 - POSITION CHART

No	Name	Lap / Pos	1	2	3	4	5	6	7	8	9	10	11	12
795	GILBY	45	**796**	**796**	**795**	**795**								
796	CHAPPELL	46	**795**	**795**										

Weather / Track : Bright / Dry

Brands Hatch GP
Circuit Length = 2.4332 miles
Start: 16:43 Flag 17:04 End: 17:06

2020 Dunlop Mini Challenges supported by Mini Spares

ROUND 3 - WEATHER CONDITIONS

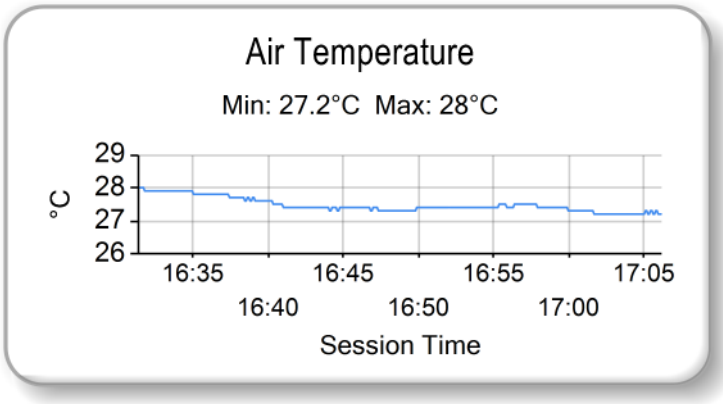

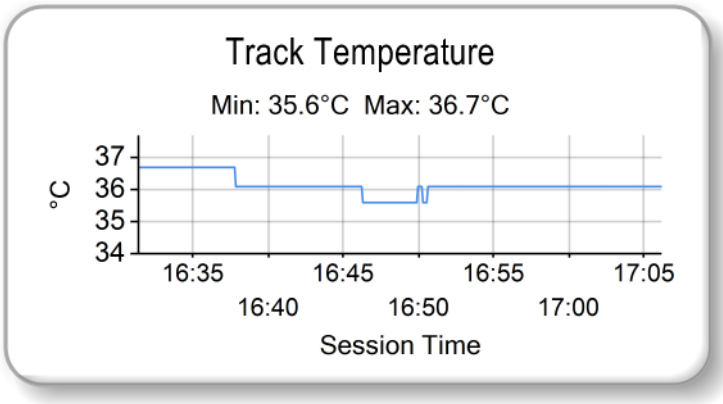

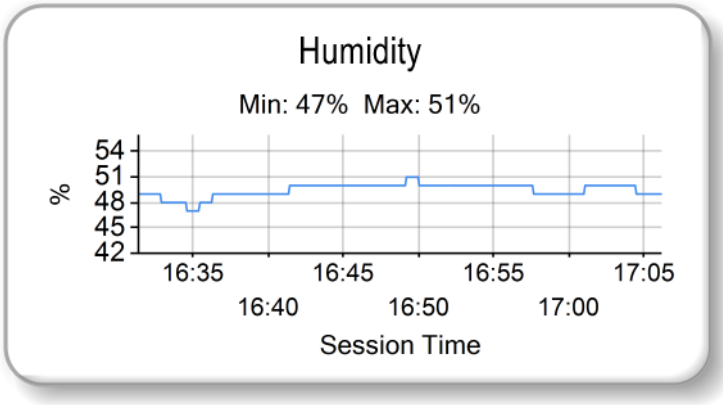

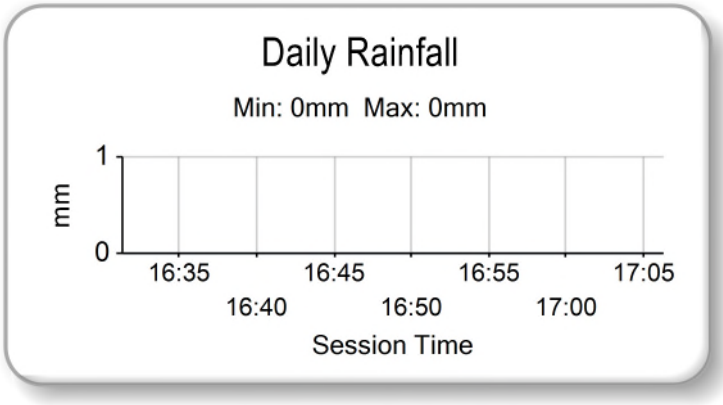

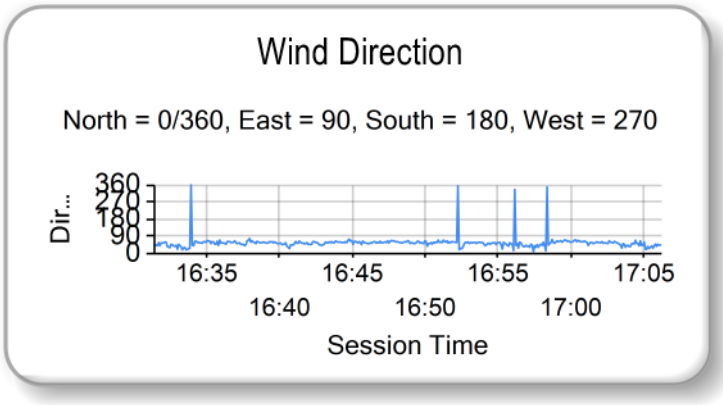

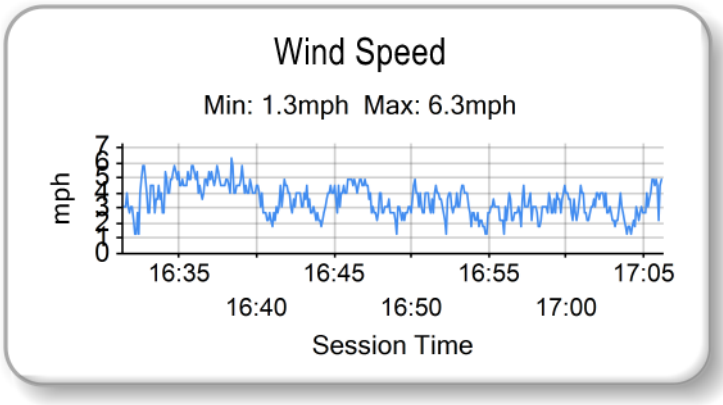

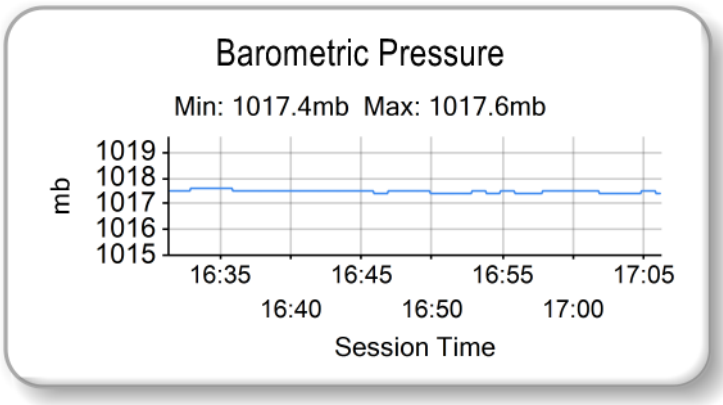

Weather / Track : Bright / Dry

Brands Hatch GP
Circuit Length = 2.4332 miles
Start: 16:43 Flag 17:04 End: 17:06

Results can be found at www.tsl-timing.com

Printed - 17:09 Saturday, 08 August 2020

2020 Dunlop Mini Challenges supported by Mini Spares

ROUND 3 - STATISTICS

Competitors Started	46
Planned Start	2020-08-08 @ 16:30:00.000
Actual Start	2020-08-08 @ 16:43:11.743
Finish Time	2020-08-08 @ 17:04:17.713
Track Length	2.4332mi.
Total Laps	465
Total Distance Covered	1131.4796mi.

Session Fastest Lap History

NO	CL	NAME	LAP TIME	TIME OF DAY	LAP	VEHICLE
23	Mig	**Rupert DEETH**	**1:51.972**	16:45:03.728	1	Mini Miglia 1293
23	Mig	**Rupert DEETH**	**1:45.314**	16:46:49.043	2	Mini Miglia 1293
21	Mig	**Aaron SMITH**	**1:44.897**	16:46:49.698	2	Mini Miglia 1293
70	Mig	**Andrew JORDAN**	**1:44.665**	16:46:50.150	2	Mini Miglia 1293
23	Mig	**Rupert DEETH**	**1:44.439**	16:48:33.482	3	Mini Miglia 1293
70	Mig	**Andrew JORDAN**	**1:44.188**	16:48:34.277	3	Mini Miglia 1293
56	Mig	**Nick PADMORE**	**1:44.109**	16:48:34.411	3	Mini Miglia 1293

Session Leader History

NO	CL	NAME	FROM LAP	LAPS LED	DISTANCE	VEHICLE
23	Mig	**Rupert DEETH**	1	11	26.76 miles	Mini Miglia 1293
21	Mig	**Aaron SMITH**	12	1	2.43 miles	Mini Miglia 1293

Flag History

TYPE	TIME OF DAY
GREEN	16:43:11.743
FINISH	17:04:17.713

Flag Statistics

TYPE	COUNT	TOTAL LAPS	TOTAL TIME
Green	1	12	23:01.659
Red	0	0	0.000
Safety Car	0	0	0.000
FCY	0	0	0.000

Weather / Track : Bright / Dry

Brands Hatch GP
Circuit Length = 2.4332 miles
Start: 16:43 Flag 17:04 End: 17:06

2020 Dunlop Mini Challenges supported by Mini Spares

ROUND 3 - STATISTICS

CLASS : Mig

19 Starters

Fastest Lap History

NO	NAME	LAP TIME	TIME OF DAY	LAP	VEHICLE
23	**Rupert DEETH**	**1:51.972**	16:45:03.728	1	Mini Miglia 1293
23	**Rupert DEETH**	**1:45.314**	16:46:49.043	2	Mini Miglia 1293
21	**Aaron SMITH**	**1:44.897**	16:46:49.698	2	Mini Miglia 1293
70	**Andrew JORDAN**	**1:44.665**	16:46:50.150	2	Mini Miglia 1293
23	**Rupert DEETH**	**1:44.439**	16:48:33.482	3	Mini Miglia 1293
70	**Andrew JORDAN**	**1:44.188**	16:48:34.277	3	Mini Miglia 1293
56	**Nick PADMORE**	**1:44.109**	16:48:34.411	3	Mini Miglia 1293

Leader History

NO	NAME	FROM LAP	LAPS LED	DISTANCE	VEHICLE
23	**Rupert DEETH**	1	11	26.76 miles	Mini Miglia 1293
21	**Aaron SMITH**	12	1	2.43 miles	Mini Miglia 1293

Weather / Track : Bright / Dry

Brands Hatch GP
Circuit Length = 2.4332 miles
Start: 16:43 Flag 17:04 End: 17:06

2020 Dunlop Mini Challenges supported by Mini Spares

ROUND 3 - STATISTICS

CLASS : Lib

5 Starters

Fastest Lap History

NO	NAME	LAP TIME	TIME OF DAY	LAP	VEHICLE
500	**Rob DAVIS**	**1:57.950**	16:45:09.710	1	Mini Libre 1380
500	**Rob DAVIS**	**1:47.541**	16:46:57.249	2	Mini Libre 1380
500	**Rob DAVIS**	**1:46.627**	16:50:31.606	4	Mini Libre 1380
500	**Rob DAVIS**	**1:46.609**	16:54:05.064	6	Mini Libre 1380

Leader History

NO	NAME	FROM LAP	LAPS LED	DISTANCE	VEHICLE
500	**Rob DAVIS**	1	12	29.19 miles	Mini Libre 1380

Weather / Track : Bright / Dry

Brands Hatch GP
Circuit Length = 2.4332 miles
Start: 16:43 Flag 17:04 End: 17:06

2020 Dunlop Mini Challenges supported by Mini Spares

ROUND 3 - STATISTICS

CLASS : 7

12 Starters

Fastest Lap History

NO	NAME	LAP TIME	TIME OF DAY	LAP	VEHICLE
46	**Max HUNTER**	**2:05.939**	16:45:17.668	1	Mini Se7en 1000
46	**Max HUNTER**	**1:54.017**	16:47:11.753	2	Mini Se7en 1000
46	**Max HUNTER**	**1:53.901**	16:49:05.653	3	Mini Se7en 1000
1	**Jeff SMITH**	**1:53.023**	16:49:06.236	3	Mini Se7en 998

Leader History

NO	NAME	FROM LAP	LAPS LED	DISTANCE	VEHICLE
46	**Max HUNTER**	1	5	12.16 miles	Mini Se7en 1000
1	**Jeff SMITH**	6	6	14.59 miles	Mini Se7en 998

Weather / Track : Bright / Dry

Brands Hatch GP
Circuit Length = 2.4332 miles
Start: 16:43 Flag 17:04 End: 17:06

2020 Dunlop Mini Challenges supported by Mini Spares

ROUND 3 - STATISTICS

CLASS : 7 S

10 Starters

Fastest Lap History

NO	NAME	LAP TIME	TIME OF DAY	LAP	VEHICLE
787	**Connor O'BRIEN**	**2:11.309**	16:45:23.066	1	Mini Se7en S 1293
787	**Connor O'BRIEN**	**1:56.895**	16:47:19.960	2	Mini Se7en S 1293
787	**Connor O'BRIEN**	**1:56.492**	16:49:16.440	3	Mini Se7en S 1293
787	**Connor O'BRIEN**	**1:56.134**	16:51:12.585	4	Mini Se7en S 1293
787	**Connor O'BRIEN**	**1:55.954**	16:53:08.540	5	Mini Se7en S 1293

Leader History

NO	NAME	FROM LAP	LAPS LED	DISTANCE	VEHICLE
787	**Connor O'BRIEN**	1	11	26.76 miles	Mini Se7en S 1293

Weather / Track : Bright / Dry

Brands Hatch GP
Circuit Length = 2.4332 miles
Start: 16:43 Flag 17:04 End: 17:06

2020 Dunlop Mini Challenges supported by Mini Spares

ROUND 4 - GRID (20 minutes)

ROW 27	53	796	2:01.534 Mark CHAPPELL	54	795	2:04.286 Stuart GILBY	
ROW 26	51	715	1:59.489 Jonnie KENT	52	742	1:59.564 Benjamin BUTLER	
ROW 25	49	736	1:58.553 Thorburn ASTIN	50	720	1:59.167 Ben CUTLER	
ROW 24	47	712	1:57.288 Greg DAW	48	711	1:57.475 Damien HARRINGTON	
ROW 23	45	787	1:55.954 Connor O'BRIEN	46	758	1:56.992 Matthew AYRES	
ROW 22							
ROW 21	41	10	1:59.706 Julian PROCTOR	42	31	1:59.937 Jordan SIMS	
ROW 20	39	38	1:57.322 Steven HOPPER	40	7	1:58.125 Leon Oli WINDOW	
ROW 19	37	76	1:56.751 Jo POLLEY	38	6	1:56.963 Graeme DAVIS	
ROW 18	35	73	1:55.374 Spencer WANSTALL	36	5	1:56.319 Lee ROBERTS	
ROW 17	33	49	1:54.395 Ross BILLISON	34	77	1:54.406 Andrew DEVINY	
ROW 16	31	1	1:53.023 Jeff SMITH	32	46	1:53.901 Max HUNTER	
ROW 15							
ROW 14	27	171	1:52.913 Dan LEWIS				
ROW 13	25	474	1:48.776 Josh EVANS	26	132	1:48.994 Darren COX	
ROW 12	23	500	1:46.609 Rob DAVIS	24	113	1:48.558 Phil HARVEY	
ROW 11							
ROW 10	19	27	1:52.180 Peter HARRIES				
ROW 9	17	17	1:48.965 Richard JESSOP	18	86	1:51.668 Jason BALDING	
ROW 8	15	69	1:47.223 Tony LE MAY	16	72	1:47.644 Robert HOWARD	
ROW 7	13	29	1:45.739 Dave DREW	14	78	1:45.774 Scott KENDALL	
ROW 6	11	37	1:45.481 James CUTHBERTSON	12	53	1:45.735 Niven BURGE	
ROW 5	9	32	1:44.897 Endaf OWENS	10	4	1:45.301 Jason PORTER	
ROW 4	7	0	1:44.682 Colin PEACOCK	8	11	1:44.722 Kane ASTIN	
ROW 3	5	23	1:44.439 Rupert DEETH	6	85	1:44.656 Sam SUMMERHAYES	
ROW 2	3	48	1:44.256 Lee DEEGAN	4	21	1:44.424 Aaron SMITH	
ROW 1	1	56	1:44.109 Nick PADMORE	2	70	1:44.188 Andrew JORDAN	

Pole

Brands Hatch GP
Circuit Length = 2.4332 miles

These results are provisional until the conclusion of any judicial and technical matters.

Race Director :	Stewards :	Timekeeper :

Results can be found at www.tsl-timing.com

Printed - 17:12 Saturday, 08 August 2020

2020 Dunlop Mini Challenges supported by Mini Spares

ROUND 4 - CLASSIFICATION

POS	NO	CL	PIC	NAME	NAT	ENTRY	LAPS	TIME	GAP	DIFF	MPH	BEST	ON
1	21	Mig	1	Aaron SMITH		Mini Miglia 1293 - Triple AAA Racing / KAD	10	21:14.139			68.75	1:44.610	6
2	70	Mig	2	Andrew JORDAN		Mini Miglia 1293 - Jordan Racing Team	10	21:17.659	3.520	3.520	68.56	1:44.747	8
3	56	Mig	3	Nick PADMORE		Mini Miglia 1293 - Team Old Forge Racing	10	21:18.071	3.932	0.412	68.53	1:44.461	9
4	11	Mig	4	Kane ASTIN		Mini Miglia 1293 - One Broker Insurance	10	21:18.232	4.093	0.161	68.53	1:44.086	6
5	48	Mig	5	Lee DEEGAN		Mini Miglia 1275 - Regency Autos	10	21:20.004	5.865	1.772	68.43	1:44.941	6
6	32	Mig	6	Endaf OWENS		Mini Miglia 1298 - Owens Fabrications / Caffi Rhiann	10	21:20.137	5.998	0.133	68.42	1:44.217	7
7	85	Mig	7	Sam SUMMERHAYES		Mini Miglia 1293 - Mini Spares / Lodway Service Stat	10	21:20.374	6.235	0.237	68.41	1:44.555	7
8	0	Mig	8	Colin PEACOCK		Mini Miglia 1293 - Privateer	10	21:21.724	7.585	1.350	68.34	1:44.610	7
9	29	Mig	9	Dave DREW		Mini Miglia 1293 - Privateer	10	21:21.870	7.731	0.146	68.33	1:45.094	7
10	4	Mig	10	Jason PORTER		Mini Miglia 1293 - Privateer	10	21:24.261	10.122	2.391	68.20	1:44.876	7
11	78	Mig	11	Scott KENDALL		Mini Miglia 1293 - Privateer	10	21:24.535	10.396	0.274	68.19	1:44.989	7
12	171	Lib	1	Dan LEWIS		Mini Libre 1293 - Privateer	10	21:26.367	12.228	1.832	68.09	1:44.713	7
13	500	Lib	2	Rob DAVIS		Mini Libre 1380 - Privateer	10	21:26.397	12.258	0.030	68.09	1:45.390	7
14	69	Mig	12	Tony LE MAY		Mini Miglia 1293 - Delmonte Garage	10	21:27.981	13.842	1.584	68.01	1:45.932	9
15	17	Mig	13	Richard JESSOP		Mini Miglia 1293 - Privateer	10	21:40.006	25.867	12.025	67.38	1:47.950	6
16	474	Lib	3	Josh EVANS		Mini Libre 1399 - Privateer	10	21:52.029	37.890	12.023	66.76	1:49.732	6
17	132	Lib	4	Darren COX		Mini Libre 1380 - Privateer	10	21:55.632	41.493	3.603	66.58	1:50.181	6
18	77	7	1	Andrew DEVINY		Mini Se7en 998 - Privateer	10	22:16.945	1:02.806	21.313	65.52	1:54.005	9
19	46	7	2	Max HUNTER		Mini Se7en 1000 - Hunter Racetech	10	22:17.039	1:02.900	0.094	65.51	1:54.130	7
20	73	7	3	Spencer WANSTALL		Mini Se7en 998 - Mini Spares / KAD	10	22:17.472	1:03.333	0.433	65.49	1:53.809	8
21	49	7	4	Ross BILLISON		Mini Se7en 998 - Leftline Motorsport	10	22:17.520	1:03.381	0.048	65.49	1:54.159	7
22	5	7	5	Lee ROBERTS		Mini Se7en 998 - Whights Classic Paint Restoration	10	22:29.690	1:15.551	12.170	64.90	1:55.382	6
23	86	Mig	14	Jason BALDING		Mini Miglia 1293 - Privateer	10	22:34.147	1:20.008	4.457	64.68	1:51.422	8
24	6	7	6	Graeme DAVIS		Mini Se7en 998 - Privateer	10	22:34.329	1:20.190	0.182	64.68	1:56.258	6
25	38	7	7	Steven HOPPER		Mini Se7en 998 - D&P Motors / Roonspeed	10	22:45.581	1:31.442	11.252	64.14	1:58.429	6
26	10	7	8	Julian PROCTOR		Mini Se7en 998 - Privateer	10	22:49.623	1:35.484	4.042	63.95	1:59.496	8
27	712	7 S	1	Greg DAW		Mini Se7en S 1293 - Paul Inch Engine Services	10	22:50.494	1:36.355	0.871	63.91	1:59.640	9
28	715	7 S	2	Jonnie KENT		Mini Se7en S 1275 - Privateer	10	22:50.730	1:36.591	0.236	63.90	1:58.634	7
29	742	7 S	3	Benjamin BUTLER		Mini Se7en S 1275 - Privateer	10	22:51.121	1:36.982	0.391	63.88	1:58.672	7
30	720	7 S	4	Ben CUTLER		Mini Se7en S 1293 - Privateer	10	22:51.876	1:37.737	0.755	63.85	1:58.712	6
31	1	7	9	Jeff SMITH		Mini Se7en 998 - Privateer	10	22:54.914	1:40.775	3.038	63.71	1:53.847	8
32	31	7	10	Jordan SIMS		Mini Se7en 998 - Clearsons / Roonspeed	10	23:18.762	2:04.623	23.848	62.62	1:58.398	6
33	57	7	11	Philip GILLIBRAND		Mini Se7en 998 - Privateer	9	21:14.609	1 Lap	1 Lap	61.85	2:01.651	7
34	729	7 S	5	Darren JEREMIAH		Mini Se7en S 1300 - Privateer	9	21:32.846	1 Lap	18.237	60.98	2:03.814	8
35	796	7 S	6	Mark CHAPPELL		Mini Se7en S 1275 - Privateer	9	21:34.899	1 Lap	2.053	60.88	2:03.638	8
36	53	Mig	15	Niven BURGE		Mini Miglia 1275 - Burge & Sons Builders Ltd Racing	9	21:48.782	1 Lap	13.883	60.23	1:47.506	6

NOT CLASSIFIED

DNF	113	Lib		Phil HARVEY		Mini Libre 1380 - Cheltenham Motor Club	9	20:06.074	1 Lap		65.36	1:49.015	6
DNF	787	7 S		Connor O'BRIEN		Mini Se7en S 1293 - Privateer	9	20:33.673	1 Lap	27.599	63.90	1:56.765	8
DNF	758	7 S		Matthew AYRES		Mini Se7en S 1300 - Privateer	9	20:43.326	1 Lap	9.653	63.40	1:57.808	9
DNF	23	Mig		Rupert DEETH		Mini Miglia 1293 - Team Deeth Racing / Mini Spares	8	17:43.932	2 Laps	1 Lap	65.86	1:44.357	6
DNF	37	Mig		James CUTHBERTSON		Mini Miglia 1293 - Bomford Turner Ltd / SMMC	7	16:05.250	3 Laps	1 Lap	63.52	1:45.508	7
DNF	736	7 S		Thorburn ASTIN		Mini Se7en S 1275 - Privateer	7	16:47.265	3 Laps	42.015	60.87	1:57.464	7
DNF	72	Mig		Robert HOWARD		Mini Miglia 1293 - Privateer	6	14:24.440	4 Laps	1 Lap	60.80	1:48.803	6
DNF	795	7 S		Stuart GILBY		Mini Se7en S 1275 - Privateer	3	15:26.198	7 Laps	3 Laps	28.37		
DNF	27	Mig		Peter HARRIES		Mini Miglia 1292 - Privateer	2	5:08.198	8 Laps	1 Lap	56.84	2:25.346	1
DNF	76	7		Jo POLLEY		Mini Se7en 998 - Privateer	0						

FASTEST LAP

11	Mig	Kane ASTIN	Mini Miglia 1293 - One Broker Insurance	6	1:44.086	84.15 mph	135.44 kph
171	Lib	Dan LEWIS	Mini Libre 1293 - Privateer	7	1:44.713	83.65 mph	134.63 kph
73	7	Spencer WANSTALL	Mini Se7en 998 - Mini Spares / KAD	8	1:53.809	76.96 mph	123.87 kph
787	7 S	Connor O'BRIEN	Mini Se7en S 1293 - Privateer	8	1:56.765	75.02 mph	120.73 kph

Brands Hatch GP
Circuit Length = 2.4332 miles
Start: 10:05 Flag 10:26 End: 10:29

Weather / Track : Bright / Dry

These results are provisional until the conclusion of any judicial and technical matters.

Race Director :	Stewards :	Timekeeper :

Results can be found at www.tsl-timing.com

Printed - 10:29 Sunday, 09 August 2020

2020 Dunlop Mini Challenges supported by Mini Spares

ROUND 4 - SECTOR ANALYSIS

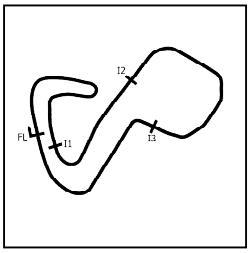

SECTOR 1 = FL to I1, SECTOR 2 = I1 to I2 SECTOR 3 = I2 to I3, SECTOR 4 = I3 to FL, DIFF = Difference To Personal Best Lap, P = Crossed Finish Line in Pit Lane, D = Time Disallowed

P1 21 Mig Aaron SMITH

Mini Miglia 1293 - Triple AAA Racing / KAD

IDEAL LAP TIME : 1:44.156 BEST LAP TIME : 1:44.610 DIFFERENCE : 0.454

LAP	SECTOR 1		SECTOR 2		SECTOR 3		SECTOR 4		LAP TIME		MPH	DIFF	TIME OF DAY
1 -		87.8	20.259	105.1	30.879	57.3	36.297	65.8	2:07.167		68.88	22.557	10:07:07.238
2 -	48.669	45.3	35.841	48.5	51.298	46.7	28.687	104.8	2:44.495		53.25	59.885	10:09:51.733
3 -	32.898	89.0	19.984	106.0	27.394	84.8	26.629	89.5	1:46.905		81.94	2.295	10:11:38.638
4 -	42.650	50.3	34.197	46.1	1:02.083	32.7	55.028	51.3	3:13.958		45.16	1:29.348	10:14:52.596
5 -	52.606	52.5	30.325	49.5	47.796	48.5	26.279	102.6	2:37.006		55.79	52.396	10:17:29.602
6 -	32.866	***90.6***	***19.768***	102.6	26.857	85.5	***25.119***	105.3	***1:44.610***	**(1)**	***83.73***		***10:19:14.212***
7 -	32.809	89.5	19.893	106.3	26.972	87.6	25.256	103.7	1:44.930	**(3)**	83.48	0.320	10:20:59.142
8 -	32.758	89.3	19.987	106.5	27.003	84.4	25.285	***106.3***	1:45.033		83.40	0.423	10:22:44.175
9 -	32.874	89.0	19.899	***106.8***	***26.765***	***88.0***	25.379	103.7	1:44.917	**(2)**	83.49	0.307	10:24:29.092
10 -	***32.504***	90.3	20.329	106.5	26.827	86.7	25.458	102.9	1:45.118		83.33	0.508	10:26:14.210

P2 70 Mig Andrew JORDAN

Mini Miglia 1293 - Jordan Racing Team

IDEAL LAP TIME : 1:44.346 BEST LAP TIME : 1:44.747 DIFFERENCE : 0.401

LAP	SECTOR 1		SECTOR 2		SECTOR 3		SECTOR 4		LAP TIME		MPH	DIFF	TIME OF DAY
1 -		87.0	20.376	108.7	30.832	56.9	36.690	64.4	2:08.114		68.37	23.367	10:07:08.185
2 -	48.762	42.1	35.476	46.6	51.024	49.9	28.428	105.0	2:43.690		53.51	58.943	10:09:51.875
3 -	33.063	90.6	***19.687***	107.5	27.252	83.3	26.151	85.7	1:46.153		82.52	1.406	10:11:38.028
4 -	42.456	49.5	34.327	47.9	1:01.732	34.3	55.460	52.4	3:13.975		45.15	1:29.228	10:14:52.003
5 -	52.355	54.8	30.269	56.2	48.356	48.0	26.488	102.4	2:37.468		55.62	52.721	10:17:29.471
6 -	***32.778***	89.5	19.901	106.1	***26.781***	***85.9***	25.315	101.5	1:44.775	**(2)**	83.60	0.028	10:19:14.246
7 -	32.965	90.8	19.797	100.6	27.380	82.8	***25.100***	***107.7***	1:45.242	**(3)**	83.23	0.495	10:20:59.488
8 -	32.787	***91.8***	19.791	106.1	27.023	83.5	25.146	105.3	***1:44.747***	**(1)**	***83.62***		***10:22:44.235***
9 -	34.624	85.8	19.884	***108.9***	27.504	85.3	25.913	102.9	1:47.925		81.16	3.178	10:24:32.160
10 -	32.916	89.2	19.945	108.2	27.066	85.4	25.643	102.2	1:45.570		82.97	0.823	10:26:17.730

P3 56 Mig Nick PADMORE

Mini Miglia 1293 - Team Old Forge Racing

IDEAL LAP TIME : 1:43.820 BEST LAP TIME : 1:44.461 DIFFERENCE : 0.641

LAP	SECTOR 1		SECTOR 2		SECTOR 3		SECTOR 4		LAP TIME		MPH	DIFF	TIME OF DAY
1 -		89.2	20.125	111.2	33.093	49.3	38.503	58.7	2:12.767		65.97	28.306	10:07:12.838
2 -	47.557	43.7	34.928	49.2	51.181	52.5	27.885	107.5	2:41.551		54.22	57.090	10:09:54.389
3 -	33.052	90.6	19.916	111.6	27.523	81.4	27.709	88.7	1:48.200		80.95	3.739	10:11:42.589
4 -	41.609	52.6	34.224	50.4	1:02.758	30.4	55.112	54.2	3:13.703		45.22	1:29.242	10:14:56.292
5 -	52.462	44.9	29.640	54.2	46.887	40.0	25.962	107.7	2:34.951		56.53	50.490	10:17:31.243
6 -	***32.565***	91.6	19.684	107.5	27.187	83.4	25.290	101.3	1:44.726	**(2)**	83.64	0.265	10:19:15.969
7 -	33.371	88.6	20.094	***112.9***	27.225	85.0	***24.907***	***108.5***	1:45.597		82.95	1.136	10:21:01.566
8 -	33.378	90.9	***19.608***	112.5	27.554	79.7	26.191	103.0	1:46.731		82.07	2.270	10:22:48.297
9 -	32.956	89.9	19.752	108.2	***26.740***	***85.3***	25.013	107.0	***1:44.461***	**(1)**	***83.85***		***10:24:32.758***
10 -	32.725	***91.8***	19.779	105.3	27.369	81.8	25.511	104.3	1:45.384	**(3)**	83.12	0.923	10:26:18.142

P4 11 Mig Kane ASTIN

Mini Miglia 1293 - One Broker Insurance

IDEAL LAP TIME : 1:43.846 BEST LAP TIME : 1:44.086 DIFFERENCE : 0.240

LAP	SECTOR 1		SECTOR 2		SECTOR 3		SECTOR 4		LAP TIME		MPH	DIFF	TIME OF DAY
1 -		88.8	20.253	***113.7***	34.188	49.5	39.191	60.8	2:14.893		64.93	30.807	10:07:14.964
2 -	46.982	40.1	34.573	49.3	50.667	53.0	28.032	***106.6***	2:40.254		54.66	56.168	10:09:55.218
3 -	33.006	89.8	20.088	109.8	26.845	79.6	28.314	86.5	1:48.253		80.92	4.167	10:11:43.471
4 -	42.063	55.5	33.648	49.9	1:02.825	29.1	55.487	53.3	3:14.023		45.14	1:29.937	10:14:57.494
5 -	52.003	46.8	29.498	53.2	46.586	40.3	26.272	106.0	2:34.359		56.74	50.273	10:17:31.853
6 -	***32.369***	***90.1***	***19.715***	111.1	26.965	83.8	***25.037***	105.8	***1:44.086***	**(1)**	***84.15***		***10:19:15.939***
7 -	33.324	88.0	19.968	109.2	26.786	***86.8***	25.380	104.6	1:45.458	**(3)**	83.06	1.372	10:21:01.397
8 -	32.759	89.4	19.742	108.4	***26.725***	85.9	25.287	103.8	1:44.513	**(2)**	83.81	0.427	10:22:45.910
9 -	32.868	88.5	19.920	106.5	27.772	86.1	25.848	104.2	1:46.408		82.32	2.322	10:24:32.318
10 -	32.927	89.9	19.904	108.0	27.341	85.2	25.813	101.5	1:45.985		82.65	1.899	10:26:18.303

Weather / Track : Bright / Dry

Brands Hatch GP
Circuit Length = 2.4332 miles
Start: 10:05 Flag 10:26 End: 10:29

2020 Dunlop Mini Challenges supported by Mini Spares

ROUND 4 - SECTOR ANALYSIS

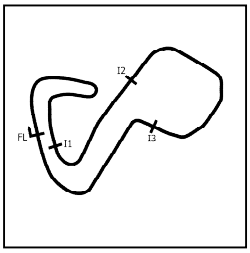

SECTOR 1 = FL to I1, SECTOR 2 = I1 to I2 SECTOR 3 = I2 to I3, SECTOR 4 = I3 to FL, DIFF = Difference To Personal Best Lap, P = Crossed Finish Line in Pit Lane, D = Time Disallowed

P5 48 Mig Lee DEEGAN

Mini Miglia 1275 - Regency Autos

IDEAL LAP TIME : 1:44.461 BEST LAP TIME : 1:44.941 DIFFERENCE : 0.480

LAP	SECTOR 1		SECTOR 2		SECTOR 3		SECTOR 4		LAP TIME	MPH	DIFF	TIME OF DAY
1 -		87.9	20.595	105.1	32.105	53.6	37.389	65.6	2:10.307	67.22	25.366	10:07:10.378
2 -	48.147	42.5	35.477	51.9	51.107	46.2	29.075	103.0	2:43.806	53.47	58.865	10:09:54.184
3 -	32.913	89.0	20.206	107.3	27.359	83.4	26.728	94.2	1:47.206	81.71	2.265	10:11:41.390
4 -	42.371	50.4	33.872	49.4	1:02.588	30.2	54.969	50.4	3:13.800	45.20	1:28.859	10:14:55.190
5 -	52.443	49.6	30.058	51.3	47.075	40.7	26.266	104.5	2:35.842	56.20	50.901	10:17:31.032
6 -	***32.538***	***89.9***	19.928	108.7	26.903	***85.5***	25.572	105.1	***1:44.941*** **(1)**	***83.47***		***10:19:15.973***
7 -	33.297	87.0	20.039	***110.9***	26.929	84.4	***25.298***	***108.0***	1:45.563 **(2)**	82.98	0.622	10:21:01.536
8 -	33.045	89.5	***19.894***	110.3	27.566	85.0	26.449	101.0	1:46.954	81.90	2.013	10:22:48.490
9 -	33.321	89.7	20.249	108.2	***26.731***	82.4	25.679	103.2	1:45.980	82.65	1.039	10:24:34.470
10 -	32.701	89.1	20.053	108.5	27.085	85.3	25.766	102.9	1:45.605 **(3)**	82.94	0.664	10:26:20.075

P6 32 Mig Endaf OWENS

Mini Miglia 1298 - Owens Fabrications / Caffi Rhiannon

IDEAL LAP TIME : 1:43.989 BEST LAP TIME : 1:44.217 DIFFERENCE : 0.228

LAP	SECTOR 1		SECTOR 2		SECTOR 3		SECTOR 4		LAP TIME	MPH	DIFF	TIME OF DAY
1 -		87.2	20.283	111.6	34.459	51.5	40.498	57.4	2:16.817	64.02	32.600	10:07:16.888
2 -	46.564	35.9	34.810	56.8	50.257	59.6	27.676	104.8	2:39.307	54.98	55.090	10:09:56.195
3 -	33.234	88.3	20.028	108.4	26.719	83.3	29.978	82.4	1:49.959	79.66	5.742	10:11:46.154
4 -	41.458	53.7	32.928	50.6	1:02.696	30.5	56.456	50.1	3:13.538	45.26	1:29.321	10:14:59.692
5 -	51.560	48.5	29.915	59.1	45.298	45.2	26.182	***107.3***	2:32.955	57.27	48.738	10:17:32.647
6 -	33.068	88.7	19.932	107.0	26.805	84.7	25.424	104.0	1:45.229 **(3)**	83.24	1.012	10:19:17.876
7 -	32.575	89.0	19.851	109.4	***26.532***	80.7	***25.259***	***107.3***	***1:44.217*** **(1)**	***84.05***		***10:21:02.093***
8 -	32.814	89.5	19.862	***112.5***	27.485	78.2	26.167	101.5	1:46.328	82.38	2.111	10:22:48.421
9 -	33.318	87.4	20.406	105.6	27.513	***84.9***	25.445	105.1	1:46.682	82.11	2.465	10:24:35.103
10 -	***32.546***	***90.4***	***19.652***	110.9	27.457	83.6	25.450	105.6	1:45.105 **(2)**	83.34	0.888	10:26:20.208

P7 85 Mig Sam SUMMERHAYES

Mini Miglia 1293 - Mini Spares / Lodway Service Station

IDEAL LAP TIME : 1:44.454 BEST LAP TIME : 1:44.555 DIFFERENCE : 0.101

LAP	SECTOR 1		SECTOR 2		SECTOR 3		SECTOR 4		LAP TIME	MPH	DIFF	TIME OF DAY
1 -		89.2	20.297	107.7	31.291	52.2	36.764	66.7	2:08.771	68.02	24.216	10:07:08.842
2 -	48.859	43.7	35.573	49.8	50.854	48.4	28.208	105.3	2:43.494	53.57	58.939	10:09:52.336
3 -	32.962	90.5	19.741	110.5	27.339	85.7	26.725	88.8	1:46.767	82.04	2.212	10:11:39.103
4 -	42.908	50.2	34.001	48.8	1:02.126	31.1	55.569	55.6	3:14.604	45.01	1:30.049	10:14:53.707
5 -	52.425	52.6	30.156	49.4	47.464	48.2	26.345	105.6	2:36.390	56.01	51.835	10:17:30.097
6 -	32.978	91.5	19.615	***112.2***	27.126	83.5	25.428	105.3	1:45.147 **(3)**	83.31	0.592	10:19:15.244
7 -	32.815	90.6	***19.559***	111.4	***27.072***	83.2	***25.109***	***108.2***	***1:44.555*** **(1)**	***83.78***		***10:20:59.799***
8 -	32.720	***92.0***	19.669	***112.2***	27.141	86.2	25.162	***108.2***	1:44.692 **(2)**	83.67	0.137	10:22:44.491
9 -	37.194	88.4	20.376	107.5	27.882	***87.0***	25.306	106.6	1:50.758	79.08	6.203	10:24:35.249
10 -	***32.714***	91.8	19.700	112.0	27.326	85.9	25.456	105.0	1:45.196	83.27	0.641	10:26:20.445

P8 0 Mig Colin PEACOCK

Mini Miglia 1293 - Privateer

IDEAL LAP TIME : 1:44.420 BEST LAP TIME : 1:44.610 DIFFERENCE : 0.190

LAP	SECTOR 1		SECTOR 2		SECTOR 3		SECTOR 4		LAP TIME	MPH	DIFF	TIME OF DAY
1 -		88.1	20.157	***112.4***	33.691	52.0	38.643	58.2	2:13.719	65.50	29.109	10:07:13.790
2 -	47.037	42.7	35.082	49.5	50.855	52.5	28.215	106.1	2:41.189	54.34	56.579	10:09:54.979
3 -	33.221	88.6	20.221	108.7	27.222	***87.3***	29.117	82.5	1:49.781	79.79	5.171	10:11:44.760
4 -	41.759	57.2	33.235	50.2	1:02.898	28.5	55.675	50.9	3:13.567	45.25	1:28.957	10:14:58.327
5 -	51.958	46.0	29.903	58.1	45.774	40.9	26.504	106.5	2:34.139	56.83	49.529	10:17:32.466
6 -	33.506	89.8	19.681	109.6	27.286	85.5	***25.357***	106.5	1:45.830 **(3)**	82.77	1.220	10:19:18.296
7 -	***32.481***	90.6	19.716	***112.4***	***26.940***	86.3	25.473	106.5	***1:44.610*** **(1)**	***83.73***		***10:21:02.906***
8 -	32.595	90.5	19.837	111.2	27.337	80.2	25.886	99.1	1:45.655 **(2)**	82.90	1.045	10:22:48.561
9 -	33.614	89.9	20.030	106.8	27.977	83.7	25.366	***108.2***	1:46.987	81.87	2.377	10:24:35.548
10 -	33.020	***90.9***	***19.642***	111.4	28.013	83.6	25.572	105.1	1:46.247	82.44	1.637	10:26:21.795

Weather / Track : Bright / Dry

Brands Hatch GP
Circuit Length = 2.4332 miles
Start: 10:05 Flag 10:26 End: 10:29

2020 Dunlop Mini Challenges supported by Mini Spares

ROUND 4 - SECTOR ANALYSIS

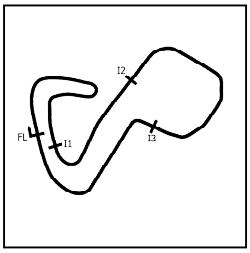

SECTOR 1 = FL to I1, SECTOR 2 = I1 to I2 SECTOR 3 = I2 to I3, SECTOR 4 = I3 to FL, DIFF = Difference To Personal Best Lap, P = Crossed Finish Line in Pit Lane, D = Time Disallowed

P9 29 Mig Dave DREW Mini Miglia 1293 - Privateer

IDEAL LAP TIME : 1:44.644 BEST LAP TIME : 1:45.094 DIFFERENCE : 0.450

LAP	SECTOR 1		SECTOR 2		SECTOR 3		SECTOR 4		LAP TIME		MPH	DIFF	TIME OF DAY
1 -		89.4	20.092	108.0	35.084	48.3	40.201	57.3	2:17.279		63.81	32.185	10:07:17.350
2 -	47.242	33.0	34.470	54.3	49.920	60.6	27.350	106.1	2:38.982		55.09	53.888	10:09:56.332
3 -	33.470	90.3	19.810	111.4	27.819	82.3	29.065	85.0	1:50.164		79.51	5.070	10:11:46.496
4 -	41.541	53.2	33.251	47.8	1:02.634	31.8	56.348	49.7	3:13.774		45.20	1:28.680	10:15:00.270
5 -	51.406	48.2	29.921	62.8	45.249	44.3	25.970	108.2	2:32.546		57.42	47.452	10:17:32.816
6 -	33.546	91.1	19.644	112.2	27.487	84.5	25.403	106.5	1:46.080	(3)	82.57	0.986	10:19:18.896
7 -	***32.682***	91.1	19.735	111.2	***27.097***	***85.5***	25.580	105.6	***1:45.094***	**(1)**	***83.35***		***10:21:03.990***
8 -	32.713	90.6	19.829	110.0	27.224	82.8	25.387	105.5	1:45.153	(2)	83.30	0.059	10:22:49.143
9 -	33.420	88.8	19.742	109.4	28.134	85.0	***25.339***	***108.9***	1:46.635		82.14	1.541	10:24:35.778
10 -	33.018	***91.9***	***19.526***	***112.5***	28.193	***85.5***	25.426	106.3	1:46.163		82.51	1.069	10:26:21.941

P10 4 Mig Jason PORTER Mini Miglia 1293 - Privateer

IDEAL LAP TIME : 1:44.641 BEST LAP TIME : 1:44.876 DIFFERENCE : 0.235

LAP	SECTOR 1		SECTOR 2		SECTOR 3		SECTOR 4		LAP TIME		MPH	DIFF	TIME OF DAY
1 -		88.8	20.280	109.8	35.459	45.4	40.402	56.9	2:18.293		63.34	33.417	10:07:18.364
2 -	46.962	34.3	34.926	60.8	49.028	63.0	27.518	105.0	2:38.434		55.29	53.558	10:09:56.798
3 -	33.401	89.4	***19.798***	***111.2***	27.667	77.3	29.831	87.0	1:50.697		79.13	5.821	10:11:47.495
4 -	41.765	60.1	32.580	49.6	1:02.703	32.7	57.278	50.5	3:14.326		45.07	1:29.450	10:15:01.821
5 -	50.662	51.1	30.201	62.5	44.677	47.7	26.013	105.6	2:31.553		57.80	46.677	10:17:33.374
6 -	33.305	89.9	19.842	110.3	27.215	79.6	26.963	105.3	1:47.325		81.61	2.449	10:19:20.699
7 -	***32.748***	***90.5***	20.033	109.4	***26.738***	85.9	***25.357***	***108.5***	***1:44.876***	**(1)**	***83.52***		***10:21:05.575***
8 -	33.170	90.3	19.981	108.9	27.467	83.9	25.721	103.0	1:46.339	(3)	82.37	1.463	10:22:51.914
9 -	33.139	89.3	20.060	108.7	27.057	***87.2***	25.637	103.4	1:45.893	(2)	82.72	1.017	10:24:37.807
10 -	33.095	89.9	20.148	107.3	27.456	86.4	25.826	101.9	1:46.525		82.23	1.649	10:26:24.332

P11 78 Mig Scott KENDALL Mini Miglia 1293 - Privateer

IDEAL LAP TIME : 1:44.691 BEST LAP TIME : 1:44.989 DIFFERENCE : 0.298

LAP	SECTOR 1		SECTOR 2		SECTOR 3		SECTOR 4		LAP TIME		MPH	DIFF	TIME OF DAY
1 -		87.8	20.170	111.8	35.939	43.1	40.357	54.3	2:18.854		63.08	33.865	10:07:18.925
2 -	47.330	31.9	35.961	55.3	47.613	65.7	27.162	106.8	2:38.066		55.41	53.077	10:09:56.991
3 -	33.432	89.4	19.856	112.2	27.584	76.6	30.180	86.1	1:51.052		78.88	6.063	10:11:48.043
4 -	42.265	53.6	32.716	50.4	1:02.442	33.4	57.177	49.8	3:14.600		45.01	1:29.611	10:15:02.643
5 -	50.759	47.3	30.069	67.9	44.335	51.6	26.111	106.1	2:31.274		57.90	46.285	10:17:33.917
6 -	33.596	***90.6***	***19.694***	***112.5***	27.002	81.1	26.252	104.3	1:46.544		82.21	1.555	10:19:20.461
7 -	***32.775***	89.9	19.992	109.6	***26.774***	***85.7***	***25.448***	***108.9***	***1:44.989***	**(1)**	***83.43***		***10:21:05.450***
8 -	33.485	90.3	19.855	111.1	27.604	83.1	25.590	105.3	1:46.534	(3)	82.22	1.545	10:22:51.984
9 -	33.383	90.1	19.843	106.8	27.204	***85.7***	25.637	105.3	1:46.067	(2)	82.58	1.078	10:24:38.051
10 -	33.092	89.8	20.108	110.0	27.447	84.9	25.908	104.2	1:46.555		82.20	1.566	10:26:24.606

P12 171 Lib Dan LEWIS Mini Libre 1293 - Privateer

IDEAL LAP TIME : 1:44.713 BEST LAP TIME : 1:44.713 DIFFERENCE : 0.000

LAP	SECTOR 1		SECTOR 2		SECTOR 3		SECTOR 4		LAP TIME		MPH	DIFF	TIME OF DAY
1 -		86.2	20.585	111.1	38.474	45.3	37.769	49.5	2:22.809		61.33	38.096	10:07:22.880
2 -	48.513	28.5	36.956	52.8	45.936	59.4	27.196	105.0	2:38.601		55.23	53.888	10:10:01.481
3 -	33.510	83.7	20.218	106.6	28.719	67.6	28.960	101.8	1:51.407		78.62	6.694	10:11:52.888
4 -	40.645	55.2	33.154	52.5	1:01.896	36.0	57.725	45.8	3:13.420		45.28	1:28.707	10:15:06.308
5 -	50.684	45.8	29.487	70.1	43.899	47.3	26.113	108.4	2:30.183		58.32	45.470	10:17:36.491
6 -	33.402	87.3	19.955	111.8	27.658	80.3	25.663	107.2	1:46.678		82.11	1.965	10:19:23.169
7 -	***32.716***	***91.1***	***19.551***	***113.7***	***26.937***	80.8	***25.509***	***109.8***	***1:44.713***	**(1)**	***83.65***		***10:21:07.882***
8 -	33.332	86.9	19.954	110.3	27.299	***82.5***	25.697	105.1	1:46.282	(3)	82.42	1.569	10:22:54.164
9 -	32.809	90.8	19.747	111.4	27.285	78.5	25.597	105.6	1:45.438	(2)	83.08	0.725	10:24:39.602
10 -	32.746	***91.1***	19.564	112.4	28.296	79.0	26.230	104.0	1:46.836		81.99	2.123	10:26:26.438

Weather / Track : Bright / Dry

Brands Hatch GP
Circuit Length = 2.4332 miles
Start: 10:05 Flag 10:26 End: 10:29

2020 Dunlop Mini Challenges supported by Mini Spares

ROUND 4 - SECTOR ANALYSIS

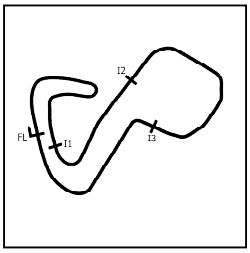

SECTOR 1 = FL to I1, SECTOR 2 = I1 to I2 SECTOR 3 = I2 to I3, SECTOR 4 = I3 to FL, DIFF = Difference To Personal Best Lap, P = Crossed Finish Line in Pit Lane, D = Time Disallowed

P13 500 Lib Rob DAVIS

Mini Libre 1380 - Privateer

IDEAL LAP TIME : 1:44.949 BEST LAP TIME : 1:45.390 DIFFERENCE : 0.441

LAP	SECTOR 1		SECTOR 2		SECTOR 3		SECTOR 4		LAP TIME		MPH	DIFF	TIME OF DAY
1 -		87.8	20.483	***109.8***	37.825	54.4	39.503	49.4	2:21.444		61.93	36.054	10:07:21.515
2 -	47.730	26.7	37.085	55.5	46.228	60.9	27.237	104.0	2:38.280		55.34	52.890	10:09:59.795
3 -	33.748	89.2	20.209	108.4	27.450	79.7	29.145	91.1	1:50.552		79.23	5.162	10:11:50.347
4 -	42.239	55.8	33.138	53.9	1:01.916	34.6	57.420	50.0	3:14.713		44.98	1:29.323	10:15:05.060
5 -	51.129	48.8	29.305	65.5	44.291	48.0	26.095	105.8	2:30.820		58.08	45.430	10:17:35.880
6 -	33.437	89.4	20.131	107.2	27.274	82.8	***25.427***	105.1	1:46.269	**(3)**	82.43	0.879	10:19:22.149
7 -	32.840	89.8	20.078	108.9	26.827	***85.4***	25.645	103.5	***1:45.390***	**(1)**	***83.11***		***10:21:07.539***
8 -	33.426	88.5	20.307	107.3	27.454	81.5	25.682	***106.0***	1:46.869		81.96	1.479	10:22:54.408
9 -	32.966	***90.4***	20.231	108.4	***26.799***	77.6	25.561	105.5	1:45.557	**(2)**	82.98	0.167	10:24:39.965
10 -	***32.800***	90.1	***19.923***	108.9	27.665	80.9	26.115	101.8	1:46.503		82.24	1.113	10:26:26.468

P14 69 Mig Tony LE MAY

Mini Miglia 1293 - Delmonte Garage

IDEAL LAP TIME : 1:45.350 BEST LAP TIME : 1:45.932 DIFFERENCE : 0.582

LAP	SECTOR 1		SECTOR 2		SECTOR 3		SECTOR 4		LAP TIME		MPH	DIFF	TIME OF DAY
1 -		87.0	20.430	109.6	36.741	48.4	40.111	52.4	2:20.217		62.47	34.285	10:07:20.288
2 -	47.440	28.1	36.321	56.9	47.189	60.0	26.493	***106.3***	2:37.443		55.63	51.511	10:09:57.731
3 -	33.329	***89.0***	20.091	109.6	27.923	84.2	29.940	85.9	1:51.283		78.71	5.351	10:11:49.014
4 -	42.509	52.4	32.943	53.2	1:02.377	33.7	56.940	51.9	3:14.769		44.97	1:28.837	10:15:03.783
5 -	50.699	50.0	30.137	60.1	44.148	52.5	26.281	104.3	2:31.265		57.91	45.333	10:17:35.048
6 -	33.139	88.4	19.981	109.1	27.661	85.0	25.699	104.5	1:46.480	**(3)**	82.26	0.548	10:19:21.528
7 -	***32.712***	88.8	19.979	109.8	***27.040***	***88.0***	26.340	102.9	1:46.071	**(2)**	82.58	0.139	10:21:07.599
8 -	33.859	87.1	20.141	110.3	27.642	85.5	25.893	104.6	1:47.535		81.46	1.603	10:22:55.134
9 -	33.121	***89.0***	***19.928***	***110.7***	27.213	81.1	***25.670***	104.3	***1:45.932***	**(1)**	***82.69***		***10:24:41.066***
10 -	33.070	88.7	20.125	108.0	27.525	83.6	26.266	98.3	1:46.986		81.87	1.054	10:26:28.052

P15 17 Mig Richard JESSOP

Mini Miglia 1293 - Privateer

IDEAL LAP TIME : 1:47.741 BEST LAP TIME : 1:47.950 DIFFERENCE : 0.209

LAP	SECTOR 1		SECTOR 2		SECTOR 3		SECTOR 4		LAP TIME		MPH	DIFF	TIME OF DAY
1 -		84.3	20.802	104.5	38.197	48.3	38.683	49.0	2:22.176		61.61	34.226	10:07:22.247
2 -	48.016	25.0	37.214	50.2	45.920	59.9	27.326	101.6	2:38.476		55.27	50.526	10:10:00.723
3 -	33.901	85.9	20.457	***105.6***	29.025	68.1	30.055	93.8	1:53.438		77.22	5.488	10:11:54.161
4 -	40.043	53.5	33.877	49.2	1:01.447	37.2	57.702	48.4	3:13.069		45.37	1:25.119	10:15:07.230
5 -	50.501	48.1	29.858	67.3	43.164	49.4	26.819	***101.9***	2:30.342		58.26	42.392	10:17:37.572
6 -	33.806	84.4	***20.339***	105.1	***27.738***	***86.4***	***26.067***	***101.9***	***1:47.950***	**(1)**	***81.14***		***10:19:25.522***
7 -	33.629	85.4	20.369	105.1	28.072	82.4	26.429	99.2	1:48.499		80.73	0.549	10:21:14.021
8 -	***33.597***	85.4	20.469	103.2	27.750	84.0	26.639	98.6	1:48.455	**(3)**	80.76	0.505	10:23:02.476
9 -	33.904	86.1	20.848	102.4	28.046	81.5	26.439	98.9	1:49.237		80.19	1.287	10:24:51.713
10 -	33.697	***86.7***	20.539	103.0	27.858	83.8	26.270	97.5	1:48.364	**(2)**	80.83	0.414	10:26:40.077

P16 474 Lib Josh EVANS

Mini Libre 1399 - Privateer

IDEAL LAP TIME : 1:49.305 BEST LAP TIME : 1:49.732 DIFFERENCE : 0.427

LAP	SECTOR 1		SECTOR 2		SECTOR 3		SECTOR 4		LAP TIME		MPH	DIFF	TIME OF DAY
1 -		87.3	21.077	101.8	40.732	49.5	37.952	60.7	2:26.720		59.70	36.988	10:07:26.791
2 -	49.373	45.9	36.037	48.1	46.617	56.3	29.495	100.9	2:41.522		54.23	51.790	10:10:08.313
3 -	34.594	88.7	20.367	107.3	29.765	67.9	30.791	80.8	1:55.517		75.83	5.785	10:12:03.830
4 -	37.988	76.6	30.290	46.4	59.564	38.6	58.127	41.1	3:05.969		47.10	1:16.237	10:15:09.799
5 -	50.574	49.4	30.318	58.6	41.838	58.9	27.563	105.0	2:30.293		58.28	40.561	10:17:40.092
6 -	34.672	88.6	20.231	***110.0***	***28.911***	80.2	***25.918***	104.6	***1:49.732***	**(1)**	***79.82***		***10:19:29.824***
7 -	34.678	89.1	***20.091***	108.5	29.282	72.9	26.550	***106.6***	1:50.601		79.20	0.869	10:21:20.425
8 -	34.555	85.3	20.765	107.8	28.935	***81.2***	26.920	98.2	1:51.175		78.79	1.443	10:23:11.600
9 -	34.852	87.7	20.301	109.1	28.947	76.1	26.291	103.7	1:50.391	**(3)**	79.35	0.659	10:25:01.991
10 -	***34.385***	***89.7***	20.100	107.2	29.220	80.6	26.404	103.2	1:50.109	**(2)**	79.55	0.377	10:26:52.100

Weather / Track : Bright / Dry

Brands Hatch GP
Circuit Length = 2.4332 miles
Start: 10:05 Flag 10:26 End: 10:29

2020 Dunlop Mini Challenges supported by Mini Spares

ROUND 4 - SECTOR ANALYSIS

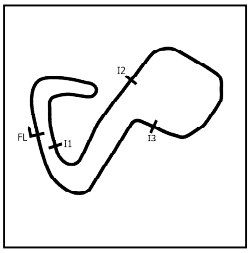

SECTOR 1 = FL to I1, SECTOR 2 = I1 to I2 SECTOR 3 = I2 to I3, SECTOR 4 = I3 to FL, DIFF = Difference To Personal Best Lap, P = Crossed Finish Line in Pit Lane, D = Time Disallowed

P17 132 Lib Darren COX Mini Libre 1380 - Privateer

IDEAL LAP TIME : 1:49.792 BEST LAP TIME : 1:50.181 DIFFERENCE : 0.389

LAP	SECTOR 1		SECTOR 2		SECTOR 3		SECTOR 4		LAP TIME	MPH	DIFF	TIME OF DAY
1 -		82.3	21.031	106.6	39.629	41.8	37.646	55.9	2:23.795	60.91	33.614	10:07:23.866
2 -	48.349	31.2	37.239	50.4	45.564	66.5	27.208	102.4	2:38.360	55.31	48.179	10:10:02.226
3 -	34.534	88.4	20.552	107.0	29.216	66.8	30.016	97.2	1:54.318	76.62	4.137	10:11:56.544
4 -	38.644	54.0	34.011	47.1	1:01.076	38.4	58.303	43.4	3:12.034	45.61	1:21.853	10:15:08.578
5 -	49.932	47.0	30.386	61.3	42.308	51.9	27.037	103.5	2:29.663	58.53	39.482	10:17:38.241
6 -	***34.446***	87.1	20.690	106.6	***28.761***	***78.7***	26.284	103.2	***1:50.181*** **(1)**	***79.50***		***10:19:28.422***
7 -	34.859	***89.4***	***20.428***	***108.0***	29.832	69.6	26.361	***105.0***	1:51.480 **(3)**	78.57	1.299	10:21:19.902
8 -	34.827	85.0	21.252	102.4	30.281	77.8	***26.157***	102.7	1:52.517	77.85	2.336	10:23:12.419
9 -	34.553	88.0	20.754	105.6	30.546	75.2	26.846	99.5	1:52.699	77.72	2.518	10:25:05.118
10 -	34.551	88.3	20.750	104.8	28.803	75.4	26.481	100.1	1:50.585 **(2)**	79.21	0.404	10:26:55.703

P18 77 7 Andrew DEVINY Mini Se7en 998 - Privateer

IDEAL LAP TIME : 1:53.365 BEST LAP TIME : 1:54.005 DIFFERENCE : 0.640

LAP	SECTOR 1		SECTOR 2		SECTOR 3		SECTOR 4		LAP TIME	MPH	DIFF	TIME OF DAY
1 -		78.7	22.382	100.0	41.227	49.7	37.583	59.5	2:29.013	58.78	35.008	10:07:29.084
2 -	49.607	57.7	35.724	46.1	47.012	49.0	28.392	***99.5***	2:40.735	54.49	46.730	10:10:09.819
3 -	36.414	80.2	***21.684***	***101.2***	32.410	44.9	37.024	87.3	2:07.532	68.68	13.527	10:12:17.351
4 -	37.503	79.9	22.795	81.5	56.307	36.9	58.228	49.3	2:54.833	50.10	1:00.828	10:15:12.184
5 -	50.754	46.8	30.033	57.9	42.219	58.5	27.886	97.1	2:30.892	58.05	36.887	10:17:43.076
6 -	35.906	80.5	22.020	99.7	29.513	77.1	27.412	98.2	1:54.851	76.27	0.846	10:19:37.927
7 -	35.734	***81.3***	22.530	98.6	28.845	78.4	***27.382***	97.8	1:54.491 **(3)**	76.51	0.486	10:21:32.418
8 -	35.730	81.1	21.742	101.0	***28.744***	76.8	28.023	94.1	1:54.239 **(2)**	76.67	0.234	10:23:26.657
9 -	***35.555***	80.6	21.921	99.8	28.792	76.8	27.737	94.9	***1:54.005*** **(1)**	***76.83***		***10:25:20.662***
10 -	36.065	79.5	22.502	96.6	29.248	***79.7***	28.539	90.4	1:56.354	75.28	2.349	10:27:17.016

P19 46 7 Max HUNTER Mini Se7en 1000 - Hunter Racetech

IDEAL LAP TIME : 1:53.707 BEST LAP TIME : 1:54.130 DIFFERENCE : 0.423

LAP	SECTOR 1		SECTOR 2		SECTOR 3		SECTOR 4		LAP TIME	MPH	DIFF	TIME OF DAY
1 -		78.5	22.159	98.5	41.099	51.9	37.779	59.7	2:27.933	59.21	33.803	10:07:28.004
2 -	49.573	54.6	35.633	46.9	46.922	55.2	28.549	95.7	2:40.677	54.51	46.547	10:10:08.681
3 -	35.720	79.1	22.082	96.2	28.738	74.2	31.570	83.1	1:58.110	74.16	3.980	10:12:06.791
4 -	37.669	78.3	28.993	43.9	59.328	36.7	58.334	46.9	3:04.324	47.52	1:10.194	10:15:11.115
5 -	50.963	48.4	30.020	56.2	42.367	58.5	28.120	93.2	2:31.470	57.83	37.340	10:17:42.585
6 -	35.963	78.3	22.033	96.0	29.727	78.4	***27.486***	***96.6***	1:55.209	76.03	1.079	10:19:37.794
7 -	35.747	79.0	22.014	98.5	28.672	76.4	27.697	95.7	***1:54.130*** **(1)**	***76.75***		***10:21:31.924***
8 -	***35.693***	***79.5***	21.969	98.3	28.839	76.3	28.288	91.4	1:54.789 **(3)**	76.31	0.659	10:23:26.713
9 -	36.110	78.8	***21.881***	98.5	***28.647***	76.9	27.721	95.7	1:54.359 **(2)**	76.59	0.229	10:25:21.072
10 -	36.345	78.3	21.983	***98.8***	29.418	***79.6***	28.292	90.4	1:56.038	75.49	1.908	10:27:17.110

P20 73 7 Spencer WANSTALL Mini Se7en 998 - Mini Spares / KAD

IDEAL LAP TIME : 1:53.446 BEST LAP TIME : 1:53.809 DIFFERENCE : 0.363

LAP	SECTOR 1		SECTOR 2		SECTOR 3		SECTOR 4		LAP TIME	MPH	DIFF	TIME OF DAY
1 -		80.0	22.335	100.1	41.839	48.2	37.339	57.6	2:29.389	58.63	35.580	10:07:29.460
2 -	50.019	58.8	35.524	47.0	46.737	47.9	28.437	***99.7***	2:40.717	54.50	46.908	10:10:10.177
3 -	36.167	81.2	21.941	***102.7***	33.156	48.2	36.204	86.1	2:07.468	68.72	13.659	10:12:17.645
4 -	37.663	79.8	22.809	75.8	56.303	36.5	58.716	51.8	2:55.491	49.91	1:01.682	10:15:13.136
5 -	50.156	48.8	30.213	59.0	41.980	58.7	27.775	99.5	2:30.124	58.35	36.315	10:17:43.260
6 -	35.872	79.7	21.845	101.3	29.845	76.0	***27.361***	98.9	1:54.923	76.22	1.114	10:19:38.183
7 -	35.741	***82.5***	22.283	99.5	29.113	75.2	27.664	98.2	1:54.801 **(3)**	76.30	0.992	10:21:32.984
8 -	***35.718***	80.7	***21.546***	102.2	***28.821***	73.9	27.724	90.9	***1:53.809*** **(1)**	***76.96***		***10:23:26.793***
9 -	36.246	81.9	21.624	101.5	29.253	***79.0***	27.493	98.5	1:54.616 **(2)**	76.42	0.807	10:25:21.409
10 -	36.260	79.9	21.675	101.2	30.012	76.9	28.187	93.9	1:56.134	75.42	2.325	10:27:17.543

Weather / Track : Bright / Dry

Brands Hatch GP
Circuit Length = 2.4332 miles
Start: 10:05 Flag 10:26 End: 10:29

2020 Dunlop Mini Challenges supported by Mini Spares

ROUND 4 - SECTOR ANALYSIS

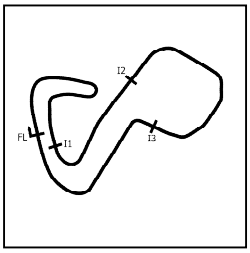

SECTOR 1 = FL to I1, SECTOR 2 = I1 to I2 SECTOR 3 = I2 to I3, SECTOR 4 = I3 to FL, DIFF = Difference To Personal Best Lap, P = Crossed Finish Line in Pit Lane, D = Time Disallowed

P21 49 7 Ross BILLISON Mini Se7en 998 - Leftline Motorsport

IDEAL LAP TIME : 1:53.772 BEST LAP TIME : 1:54.159 DIFFERENCE : 0.387

LAP	SECTOR 1		SECTOR 2		SECTOR 3		SECTOR 4		LAP TIME		MPH	DIFF	TIME OF DAY
1 -		79.8	22.167	100.0	41.112	53.1	37.750	59.2	2:28.544		58.97	34.385	10:07:28.615
2 -	49.598	59.0	35.626	47.0	46.918	54.4	28.872	***97.6***	2:41.014		54.40	46.855	10:10:09.629
3 -	36.285	79.7	21.896	***100.4***	32.276	51.3	36.605	87.3	2:07.062		68.94	12.903	10:12:16.691
4 -	37.563	76.6	23.123	83.1	56.048	37.3	58.172	47.0	2:54.906		50.08	1:00.747	10:15:11.597
5 -	50.902	46.4	29.991	57.7	42.215	57.7	27.807	96.1	2:30.915		58.04	36.756	10:17:42.512
6 -	36.240	***80.5***	***21.741***	97.9	29.475	***81.1***	***27.627***	96.2	1:55.083		76.11	0.924	10:19:37.595
7 -	***35.434***	80.1	21.965	98.9	28.973	79.6	27.787	96.0	***1:54.159***	**(1)**	***76.73***		***10:21:31.754***
8 -	35.515	80.4	21.982	97.5	***28.970***	77.7	28.029	94.7	1:54.496	**(3)**	76.50	0.337	10:23:26.250
9 -	35.442	80.3	22.007	98.6	28.998	79.2	27.997	92.9	1:54.444	**(2)**	76.54	0.285	10:25:20.694
10 -	36.340	80.2	22.236	98.9	30.294	77.4	28.027	94.7	1:56.897		74.93	2.738	10:27:17.591

P22 5 7 Lee ROBERTS Mini Se7en 998 - Whights Classic Paint Restoration

IDEAL LAP TIME : 1:55.260 BEST LAP TIME : 1:55.382 DIFFERENCE : 0.122

LAP	SECTOR 1		SECTOR 2		SECTOR 3		SECTOR 4		LAP TIME		MPH	DIFF	TIME OF DAY
1 -		78.6	22.475	***99.2***	42.203	44.3	37.237	55.8	2:29.983		58.40	34.601	10:07:30.054
2 -	50.119	54.1	35.598	54.5	46.453	47.3	28.643	95.8	2:40.813		54.47	45.431	10:10:10.867
3 -	36.092	***80.5***	21.979	99.1	31.717	41.7	37.632	87.2	2:07.420		68.74	12.038	10:12:18.287
4 -	37.549	79.7	22.733	77.0	56.695	39.1	58.889	50.3	2:55.866		49.80	1:00.484	10:15:14.153
5 -	49.784	47.8	30.074	58.8	41.858	59.3	28.137	***96.0***	2:29.853		58.45	34.471	10:17:44.006
6 -	***35.850***	79.7	***21.870***	***99.2***	29.779	***78.3***	***27.883***	94.7	***1:55.382***	**(1)**	***75.92***		***10:19:39.388***
7 -	35.854	79.8	22.459	97.5	***29.657***	77.5	28.470	93.3	1:56.440	**(2)**	75.23	1.058	10:21:35.828
8 -	36.168	79.5	22.181	96.5	30.067	76.0	28.693	92.4	1:57.109	**(3)**	74.80	1.727	10:23:32.937
9 -	36.289	78.9	22.230	96.0	30.461	73.4	28.700	91.0	1:57.680		74.43	2.298	10:25:30.617
10 -	36.394	79.7	22.452	95.3	31.143	73.0	29.155	90.8	1:59.144		73.52	3.762	10:27:29.761

P23 86 Mig Jason BALDING Mini Miglia 1293 - Privateer

IDEAL LAP TIME : 1:51.143 BEST LAP TIME : 1:51.422 DIFFERENCE : 0.279

LAP	SECTOR 1		SECTOR 2		SECTOR 3		SECTOR 4		LAP TIME		MPH	DIFF	TIME OF DAY
1 -		64.0	25.044	72.6	43.072	52.2	38.090	59.2	2:33.782		56.96	42.360	10:07:33.853
2 -	50.619	61.9	34.829	47.5	45.308	48.7	30.451	98.3	2:41.207		54.33	49.785	10:10:15.060
3 -	36.078	79.5	21.106	105.5	32.226	52.7	36.156	83.9	2:05.566		69.76	14.144	10:12:20.626
4 -	38.700	77.7	22.677	89.8	54.585	39.9	59.149	51.2	2:55.111		50.02	1:03.689	10:15:15.737
5 -	1:15.115	69.1	24.437	76.1	45.811	67.6	27.610	97.3	2:52.973		50.64	1:01.551	10:18:08.710
6 -	36.127	79.5	21.267	101.3	29.889	78.0	27.252	98.5	1:54.535		76.48	3.113	10:20:03.245
7 -	***34.320***	83.2	21.211	102.9	29.464	80.1	26.870	100.6	1:51.865	**(2)**	78.30	0.443	10:21:55.110
8 -	34.366	85.1	***20.888***	***106.0***	29.589	***80.9***	***26.579***	***100.7***	***1:51.422***	**(1)**	***78.61***		***10:23:46.532***
9 -	35.330	83.5	21.370	101.3	29.555	79.5	27.359	94.3	1:53.614	**(3)**	77.10	2.192	10:25:40.146
10 -	34.626	***85.8***	20.963	102.1	***29.356***	79.5	29.127	96.8	1:54.072		76.79	2.650	10:27:34.218

P24 6 7 Graeme DAVIS Mini Se7en 998 - Privateer

IDEAL LAP TIME : 1:56.258 BEST LAP TIME : 1:56.258 DIFFERENCE : 0.000

LAP	SECTOR 1		SECTOR 2		SECTOR 3		SECTOR 4		LAP TIME		MPH	DIFF	TIME OF DAY
1 -		77.8	23.161	87.6	41.762	40.1	37.835	58.2	2:31.327		57.88	35.069	10:07:31.398
2 -	49.241	54.1	36.083	55.8	46.178	47.1	29.350	94.1	2:40.852		54.45	44.594	10:10:12.250
3 -	36.855	76.6	22.684	95.7	31.021	52.7	35.776	86.4	2:06.336		69.33	10.078	10:12:18.586
4 -	37.926	78.1	22.969	93.5	56.184	38.5	59.058	51.2	2:56.137		49.73	59.879	10:15:14.723
5 -	49.697	48.0	30.172	61.2	41.679	57.9	28.594	***95.3***	2:30.142		58.34	33.884	10:17:44.865
6 -	***36.000***	***78.3***	***22.441***	***97.1***	***29.505***	***78.1***	***28.312***	93.7	***1:56.258***	**(1)**	***75.34***		***10:19:41.123***
7 -	36.140	77.4	23.014	95.5	29.557	75.4	28.716	92.8	1:57.427	**(3)**	74.59	1.169	10:21:38.550
8 -	36.200	77.2	22.740	95.5	29.967	73.5	28.697	92.8	1:57.604		74.48	1.346	10:23:36.154
9 -	36.085	78.2	22.595	95.4	29.990	77.0	28.693	92.5	1:57.363	**(2)**	74.63	1.105	10:25:33.517
10 -	37.017	76.8	23.256	95.0	30.628	72.5	29.982	91.0	2:00.883		72.46	4.625	10:27:34.400

Weather / Track : Bright / Dry

Brands Hatch GP
Circuit Length = 2.4332 miles
Start: 10:05 Flag 10:26 End: 10:29

2020 Dunlop Mini Challenges supported by Mini Spares

ROUND 4 - SECTOR ANALYSIS

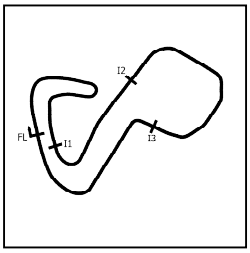

SECTOR 1 = FL to I1, SECTOR 2 = I1 to I2 SECTOR 3 = I2 to I3, SECTOR 4 = I3 to FL, DIFF = Difference To Personal Best Lap, P = Crossed Finish Line in Pit Lane, D = Time Disallowed

P25 38 7 Steven HOPPER Mini Se7en 998 - D&P Motors / Roonspeed

IDEAL LAP TIME : 1:58.110 BEST LAP TIME : 1:58.429 DIFFERENCE : 0.319

LAP	SECTOR 1		SECTOR 2		SECTOR 3		SECTOR 4		LAP TIME		MPH	DIFF	TIME OF DAY
1 -		76.0	23.820	70.4	42.847	54.1	38.425	61.5	2:34.753		56.60	36.324	10:07:34.824
2 -	50.057	60.5	35.237	50.8	44.912	47.5	31.118	92.5	2:41.324		54.29	42.895	10:10:16.148
3 -	36.755	***77.3***	22.965	93.0	33.163	67.6	33.162	81.2	2:06.045		69.49	7.616	10:12:22.193
4 -	38.565	76.5	23.174	94.5	53.853	41.6	59.698	46.9	2:55.290		49.97	56.861	10:15:17.483
5 -	50.766	73.9	28.122	61.1	40.928	55.7	29.730	***93.2***	2:29.546		58.57	31.117	10:17:47.029
6 -	***36.552***	76.5	***22.708***	***95.4***	30.449	73.9	28.720	91.8	***1:58.429***	**(1)**	***73.96***		***10:19:45.458***
7 -	36.565	76.5	22.984	94.7	31.207	75.0	***28.640***	91.5	1:59.396	**(3)**	73.36	0.967	10:21:44.854
8 -	36.829	76.9	23.533	93.8	***30.210***	***76.5***	28.924	90.8	1:59.496		73.30	1.067	10:23:44.350
9 -	36.750	77.0	23.102	95.0	***30.210***	74.4	28.808	92.4	1:58.870	**(2)**	73.69	0.441	10:25:43.220
10 -	37.961	73.6	23.212	93.3	31.490	68.4	29.769	85.9	2:02.432		71.54	4.003	10:27:45.652

P26 10 7 Julian PROCTOR Mini Se7en 998 - Privateer

IDEAL LAP TIME : 1:58.685 BEST LAP TIME : 1:59.496 DIFFERENCE : 0.811

LAP	SECTOR 1		SECTOR 2		SECTOR 3		SECTOR 4		LAP TIME		MPH	DIFF	TIME OF DAY
1 -		75.8	24.625	67.9	42.928	54.8	39.053	53.4	2:37.689		55.55	38.193	10:07:37.760
2 -	50.817	66.9	33.755	49.4	44.425	48.7	30.921	***94.5***	2:39.918		54.77	40.422	10:10:17.678
3 -	37.982	76.9	23.056	95.7	36.770	58.2	32.468	83.3	2:10.276		67.24	10.780	10:12:27.954
4 -	41.223	73.1	23.952	88.4	47.792	56.3	1:00.734	43.3	2:53.701		50.43	54.205	10:15:21.655
5 -	53.451	74.3	25.466	57.6	40.611	69.0	29.371	93.3	2:28.899		58.83	29.403	10:17:50.554
6 -	37.129	***78.4***	23.559	94.9	31.001	76.3	28.693	92.5	2:00.382		72.76	0.886	10:19:50.936
7 -	36.873	77.4	22.807	96.1	***30.712***	73.5	29.161	91.6	1:59.553	**(2)**	73.27	0.057	10:21:50.489
8 -	***36.631***	77.4	22.827	96.4	31.368	75.4	***28.670***	93.2	***1:59.496***	**(1)**	***73.30***		***10:23:49.985***
9 -	36.969	77.8	***22.672***	***97.2***	31.043	75.0	29.261	91.4	1:59.945		73.03	0.449	10:25:49.930
10 -	36.885	78.0	23.066	94.7	30.801	***76.4***	29.012	88.8	1:59.764	**(3)**	73.14	0.268	10:27:49.694

P27 712 7 S Greg DAW Mini Se7en S 1293 - Paul Inch Engine Services

IDEAL LAP TIME : 1:58.960 BEST LAP TIME : 1:59.640 DIFFERENCE : 0.680

LAP	SECTOR 1		SECTOR 2		SECTOR 3		SECTOR 4		LAP TIME		MPH	DIFF	TIME OF DAY
1 -		74.3	24.088	70.9	42.070	54.1	38.941	56.4	2:36.308		56.04	36.668	10:07:36.379
2 -	50.198	66.9	35.071	49.9	44.540	44.8	31.251	91.3	2:41.060		54.38	41.420	10:10:17.439
3 -	37.605	74.9	23.231	94.1	34.523	72.7	32.509	88.4	2:07.868		68.50	8.228	10:12:25.307
4 -	40.678	71.8	24.760	91.4	48.718	46.8	1:00.807	42.6	2:54.963		50.06	55.323	10:15:20.270
5 -	53.435	73.5	25.862	59.0	40.515	70.6	29.673	91.1	2:29.485		58.60	29.845	10:17:49.755
6 -	37.310	***76.7***	23.198	***95.8***	***30.549***	76.7	28.908	***92.1***	1:59.965	**(3)**	73.01	0.325	10:19:49.720
7 -	36.808	76.1	***22.987***	94.6	30.807	***77.2***	29.192	90.1	1:59.794	**(2)**	73.12	0.154	10:21:49.514
8 -	***36.670***	76.3	23.070	93.0	31.554	74.2	***28.754***	90.1	2:00.048		72.96	0.408	10:23:49.562
9 -	36.727	76.1	23.015	92.8	30.610	76.2	29.288	88.7	***1:59.640***	**(1)**	***73.21***		***10:25:49.202***
10 -	37.098	73.4	23.598	91.1	31.404	72.7	29.263	90.8	2:01.363		72.17	1.723	10:27:50.565

P28 715 7 S Jonnie KENT Mini Se7en S 1275 - Privateer

IDEAL LAP TIME : 1:58.592 BEST LAP TIME : 1:58.634 DIFFERENCE : 0.042

LAP	SECTOR 1		SECTOR 2		SECTOR 3		SECTOR 4		LAP TIME		MPH	DIFF	TIME OF DAY
1 -		67.9	24.101	65.0	45.021	49.8	38.201	50.4	2:39.528		54.91	40.894	10:07:39.599
2 -	51.905	65.0	34.000	48.6	44.019	54.3	30.442	94.2	2:40.366		54.62	41.732	10:10:19.965
3 -	37.483	77.3	***22.674***	96.4	37.100	58.8	32.221	90.1	2:09.478		67.65	10.844	10:12:29.443
4 -	41.777	68.6	24.568	83.3	48.997	61.1	59.280	45.6	2:54.622		50.16	55.988	10:15:24.065
5 -	58.098	70.4	24.235	87.2	38.329	65.7	29.458	93.9	2:30.120		58.35	31.486	10:17:54.185
6 -	36.549	78.5	22.979	97.2	31.026	***75.4***	28.880	93.4	1:59.434		73.34	0.800	10:19:53.619
7 -	***36.543***	77.8	22.690	97.2	30.818	74.8	***28.583***	93.7	***1:58.634***	**(1)**	***73.83***		***10:21:52.253***
8 -	36.625	78.4	22.737	97.5	31.389	74.6	28.612	***94.5***	1:59.363	**(3)**	73.38	0.729	10:23:51.616
9 -	36.597	***79.0***	22.754	***98.3***	***30.792***	72.7	28.867	92.0	1:59.010	**(2)**	73.60	0.376	10:25:50.626
10 -	36.982	71.6	23.022	97.3	31.161	74.9	29.010	92.4	2:00.175		72.89	1.541	10:27:50.801

Weather / Track : Bright / Dry

Brands Hatch GP
Circuit Length = 2.4332 miles
Start: 10:05 Flag 10:26 End: 10:29

2020 Dunlop Mini Challenges supported by Mini Spares

ROUND 4 - SECTOR ANALYSIS

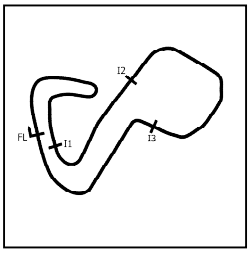

SECTOR 1 = FL to I1, SECTOR 2 = I1 to I2 SECTOR 3 = I2 to I3, SECTOR 4 = I3 to FL, DIFF = Difference To Personal Best Lap, P = Crossed Finish Line in Pit Lane, D = Time Disallowed

P29 742 7 S Benjamin BUTLER Mini Se7en S 1275 - Privateer

IDEAL LAP TIME : 1:58.437 BEST LAP TIME : 1:58.672 DIFFERENCE : 0.235

LAP	SECTOR 1		SECTOR 2		SECTOR 3		SECTOR 4		LAP TIME	MPH	DIFF	TIME OF DAY
1 -		75.2	24.473	64.0	45.494	48.8	38.090	53.1	2:40.254	54.66	41.582	10:07:40.325
2 -	53.376	53.6	32.654	44.2	44.062	51.5	30.809	93.4	2:40.901	54.44	42.229	10:10:21.226
3 -	37.501	74.7	22.777	91.8	36.390	60.0	32.140	90.8	2:08.808	68.00	10.136	10:12:30.034
4 -	41.693	64.9	24.673	79.3	49.948	63.7	58.719	44.7	2:55.033	50.04	56.361	10:15:25.067
5 -	57.988	65.6	24.281	90.8	38.338	67.7	29.249	94.7	2:29.856	58.45	31.184	10:17:54.923
6 -	36.964	77.5	***22.241***	***99.1***	31.304	70.9	28.712	95.0	1:59.221 (2)	73.47	0.549	10:19:54.144
7 -	36.783	***77.6***	22.313	97.6	***30.933***	67.3	28.643	95.0	***1:58.672 (1)***	***73.81***		***10:21:52.816***
8 -	36.783	76.7	22.424	96.8	31.516	***71.8***	***28.508***	***95.5***	1:59.231	73.46	0.559	10:23:52.047
9 -	36.957	76.6	22.306	98.6	31.231	71.3	28.736	94.2	1:59.230 (3)	73.47	0.558	10:25:51.277
10 -	***36.755***	75.2	22.763	95.3	31.607	70.4	28.790	94.3	1:59.915	73.05	1.243	10:27:51.192

P30 720 7 S Ben CUTLER Mini Se7en S 1293 - Privateer

IDEAL LAP TIME : 1:58.434 BEST LAP TIME : 1:58.712 DIFFERENCE : 0.278

LAP	SECTOR 1		SECTOR 2		SECTOR 3		SECTOR 4		LAP TIME	MPH	DIFF	TIME OF DAY
1 -		75.4	24.285	61.0	44.346	54.1	38.505	53.0	2:38.610	55.22	39.898	10:07:38.681
2 -	51.145	68.0	34.049	52.6	44.701	54.2	30.984	91.5	2:40.879	54.44	42.167	10:10:19.560
3 -	36.947	***77.3***	23.001	91.0	37.133	58.8	32.348	90.4	2:09.429	67.68	10.717	10:12:28.989
4 -	41.555	71.1	24.716	87.0	48.847	61.6	59.342	43.8	2:54.460	50.21	55.748	10:15:23.449
5 -	58.076	72.8	24.381	87.2	38.051	66.9	29.552	91.0	2:30.060	58.37	31.348	10:17:53.509
6 -	***36.514***	76.5	22.635	95.5	30.650	***75.6***	***28.913***	91.3	***1:58.712 (1)***	***73.79***		***10:19:52.221***
7 -	36.812	76.2	***22.574***	95.5	***30.433***	71.0	29.070	***92.8***	1:58.889 (2)	73.68	0.177	10:21:51.110
8 -	36.744	76.9	22.795	94.5	30.842	73.7	29.309	92.3	1:59.690	73.18	0.978	10:23:50.800
9 -	36.776	76.6	22.756	***96.1***	30.697	72.1	29.420	91.9	1:59.649 (3)	73.21	0.937	10:25:50.449
10 -	36.838	76.8	23.425	94.6	31.862	69.2	29.373	83.4	2:01.498	72.09	2.786	10:27:51.947

P31 1 7 Jeff SMITH Mini Se7en 998 - Privateer

IDEAL LAP TIME : 1:53.373 BEST LAP TIME : 1:53.847 DIFFERENCE : 0.474

LAP	SECTOR 1		SECTOR 2		SECTOR 3		SECTOR 4		LAP TIME	MPH	DIFF	TIME OF DAY
1 -		78.5	23.120	67.4	46.939	47.2	37.750	63.7	2:42.937	53.76	49.090	10:07:43.008
2 -	55.054	57.9	31.420	48.8	43.254	52.9	31.659	***94.3***	2:41.387	54.27	47.540	10:10:24.395
3 -	35.450	79.4	***22.039***	86.5	37.049	65.2	32.527	84.3	2:07.065	68.93	13.218	10:12:31.460
4 -	40.751	65.7	26.488	76.7	48.193	71.2	59.192	49.7	2:54.624	50.16	1:00.777	10:15:26.084
5 -	57.574	77.5	23.935	87.8	1:08.055	65.0	28.108	92.9	2:57.672	49.30	1:03.825	10:18:23.756
6 -	35.418	79.1	22.250	96.2	28.538	***83.1***	28.096	92.8	1:54.302 (3)	76.63	0.455	10:20:18.058
7 -	35.367	***80.1***	22.095	***98.2***	29.284	81.1	***27.670***	94.2	1:54.416	76.56	0.569	10:22:12.474
8 -	***35.247***	79.9	22.199	96.8	***28.417***	81.8	27.984	92.4	***1:53.847 (1)***	***76.94***		***10:24:06.321***
9 -	35.394	79.8	22.241	96.6	28.432	81.7	27.955	92.9	1:54.022 (2)	76.82	0.175	10:26:00.343
10 -	35.560	79.2	22.233	96.9	28.613	81.4	28.236	93.7	1:54.642	76.41	0.795	10:27:54.985

P32 31 7 Jordan SIMS Mini Se7en 998 - Clearsons / Roonspeed

IDEAL LAP TIME : 1:58.160 BEST LAP TIME : 1:58.398 DIFFERENCE : 0.238

LAP	SECTOR 1		SECTOR 2		SECTOR 3		SECTOR 4		LAP TIME	MPH	DIFF	TIME OF DAY
1 -		75.4	23.965	71.2	42.756	54.6	38.713	61.8	2:35.626	56.28	37.228	10:07:35.697
2 -	50.015	58.9	35.245	47.1	44.717	47.6	30.766	***93.2***	2:40.743	54.49	42.345	10:10:16.440
3 -	37.177	76.1	22.902	94.9	33.294	67.4	33.000	81.9	2:06.373	69.31	7.975	10:12:22.813
4 -	38.550	75.4	23.396	94.1	53.555	41.5	59.879	43.5	2:55.380	49.94	56.982	10:15:18.193
5 -	50.987	71.1	28.064	58.7	40.807	57.7	29.792	92.0	2:29.650	58.53	31.252	10:17:47.843
6 -	36.716	***76.9***	***22.618***	***95.4***	30.440	72.9	***28.624***	91.3	***1:58.398 (1)***	***73.98***		***10:19:46.241***
7 -	***36.666***	75.9	22.992	93.9	30.927	73.9	28.842	90.1	1:59.427 (3)	73.34	1.029	10:21:45.668
8 -	36.989	76.0	23.038	93.4	***30.252***	***76.0***	29.129	90.5	1:59.408 (2)	73.36	1.010	10:23:45.076
9 -	37.885	74.9	23.027	94.3	35.800	36.6	35.555	84.6	2:12.267	66.22	13.869	10:25:57.343
10 -	43.631	71.0	24.754	79.8	40.300	59.8	32.805	74.8	2:21.490	61.91	23.092	10:28:18.833

Weather / Track : Bright / Dry

Brands Hatch GP
Circuit Length = 2.4332 miles
Start: 10:05 Flag 10:26 End: 10:29

2020 Dunlop Mini Challenges supported by Mini Spares

ROUND 4 - SECTOR ANALYSIS

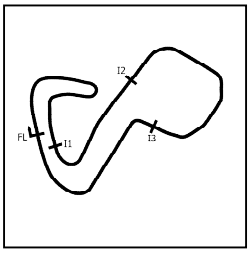

SECTOR 1 = FL to I1, SECTOR 2 = I1 to I2 SECTOR 3 = I2 to I3, SECTOR 4 = I3 to FL, DIFF = Difference To Personal Best Lap, P = Crossed Finish Line in Pit Lane, D = Time Disallowed

P33 57 7 Philip GILLIBRAND Mini Se7en 998 - Privateer

IDEAL LAP TIME : 2:01.070 BEST LAP TIME : 2:01.651 DIFFERENCE : 0.581

LAP	SECTOR 1		SECTOR 2		SECTOR 3		SECTOR 4		LAP TIME		MPH	DIFF	TIME OF DAY
1 -		75.0	24.959	55.9	47.492	52.5	36.435	64.9	2:43.401		53.60	41.750	10:07:43.472
2 -	55.097	54.6	31.564	48.5	43.385	50.4	31.872	***91.0***	2:41.918		54.10	40.267	10:10:25.390
3 -	38.187	75.4	24.549	61.5	40.744	50.2	37.662	66.5	2:21.142		62.06	19.491	10:12:46.532
4 -	44.899	65.9	26.853	72.9	39.105	53.7	50.929	45.7	2:41.786		54.14	40.135	10:15:28.318
5 -	58.276	64.0	25.778	84.4	43.476	56.0	30.539	88.5	2:38.069		55.41	36.418	10:18:06.387
6 -	37.851	***76.1***	***22.984***	***93.5***	31.873	***71.2***	29.227	89.5	2:01.935	**(2)**	71.84	0.284	10:20:08.322
7 -	***37.283***	74.9	23.493	92.3	31.741	67.4	29.134	89.8	***2:01.651***	**(1)**	***72.00***		***10:22:09.973***
8 -	38.009	70.7	23.331	92.8	31.759	69.0	***29.122***	89.3	2:02.221	**(3)**	71.67	0.570	10:24:12.194
9 -	38.525	76.0	23.142	92.0	***31.681***	70.6	29.138	88.1	2:02.486		71.51	0.835	10:26:14.680

P34 729 7 S Darren JEREMIAH Mini Se7en S 1300 - Privateer

IDEAL LAP TIME : 2:03.412 BEST LAP TIME : 2:03.814 DIFFERENCE : 0.402

LAP	SECTOR 1		SECTOR 2		SECTOR 3		SECTOR 4		LAP TIME		MPH	DIFF	TIME OF DAY
1 -		76.0	24.652	57.4	45.862	48.8	37.625		2:42.244		53.99	38.430	10:07:42.315
2 -	54.937	60.6	31.293	49.1	43.830	52.4	32.222		2:42.282		53.97	38.468	10:10:24.597
3 -	38.724	74.4	25.134	60.5	39.691	50.6	38.009		2:21.558		61.88	17.744	10:12:46.155
4 -	44.688	65.2	26.604	67.9	39.085	56.0	50.571		2:40.948		54.42	37.134	10:15:27.103
5 -	58.691	68.2	25.852	76.5	43.312	57.3	31.735		2:39.590		54.88	35.776	10:18:06.693
6 -	38.394	75.8	23.778	86.0	33.516	64.6	30.057		2:05.745	**(2)**	69.66	1.931	10:20:12.438
7 -	38.587	76.1	***23.474***	89.9	34.705	***68.7***	***29.508***		2:06.274	**(3)**	69.37	2.460	10:22:18.712
8 -	***37.849***	***78.2***	23.768	***92.5***	***32.581***	67.7	29.616		***2:03.814***	**(1)**	***70.75***		***10:24:22.526***
9 -	38.198	77.9	24.236	79.7	37.385	60.1	30.572		2:10.391		67.18	6.577	10:26:32.917

P35 796 7 S Mark CHAPPELL Mini Se7en S 1275 - Privateer

IDEAL LAP TIME : 2:03.044 BEST LAP TIME : 2:03.638 DIFFERENCE : 0.594

LAP	SECTOR 1		SECTOR 2		SECTOR 3		SECTOR 4		LAP TIME		MPH	DIFF	TIME OF DAY
1 -		77.0	24.691	55.7	45.245	49.4	37.910	56.3	2:41.363		54.28	37.725	10:07:41.434
2 -	54.481	60.6	31.929	46.8	43.633	48.8	52.161	76.9	3:02.204		48.07	58.566	10:10:43.638
3 -	40.056	71.4	24.223	91.8	34.168	62.7	32.151	88.3	2:10.598		67.07	6.960	10:12:54.236
4 -	40.518	71.9	24.339	78.3	38.865	54.4	51.386	47.5	2:35.108		56.47	31.470	10:15:29.344
5 -	58.499	68.4	25.058	87.2	43.787	57.7	30.852	91.8	2:38.196		55.37	34.558	10:18:07.540
6 -	38.600	***77.4***	***23.163***	91.8	33.667	68.6	30.432	***92.0***	2:05.862	**(3)**	69.59	2.224	10:20:13.402
7 -	39.011	76.7	23.608	91.0	31.797	***69.2***	29.974	90.4	2:04.390	**(2)**	70.42	0.752	10:22:17.792
8 -	***38.307***	76.6	23.757	***93.0***	***31.666***	63.4	***29.908***	89.9	***2:03.638***	**(1)**	***70.85***		***10:24:21.430***
9 -	38.775	75.9	24.487	81.4	39.890	47.0	30.388	88.6	2:13.540		65.59	9.902	10:26:34.970

P36 53 Mig Niven BURGE Mini Miglia 1275 - Burge & Sons Builders Ltd Racing

IDEAL LAP TIME : 1:46.807 BEST LAP TIME : 1:47.506 DIFFERENCE : 0.699

LAP	SECTOR 1		SECTOR 2		SECTOR 3		SECTOR 4		LAP TIME		MPH	DIFF	TIME OF DAY
1 -		53.4	31.476	48.6	43.122	50.9	30.153	100.7	5:23.863		27.04	3:36.357	10:10:23.934
2 -	33.452	89.1	20.679	107.2	32.025	67.7	33.002	81.3	1:59.158		73.51	11.652	10:12:23.092
3 -	38.560	72.2	23.703	89.0	53.501	41.6	1:00.783	41.6	2:56.547		49.61	1:09.041	10:15:19.639
4 -	50.138	65.7	28.431	55.8	40.411	62.0	28.382	102.7	2:27.362		59.44	39.856	10:17:47.001
5 -	33.600	86.3	20.177	104.3	28.438	80.1	26.118	101.8	1:48.333	**(2)**	80.86	0.827	10:19:35.334
6 -	33.464	87.4	20.258	107.2	***27.925***	79.4	***25.859***	***103.5***	***1:47.506***	**(1)**	***81.48***		***10:21:22.840***
7 -	***32.949***	***90.3***	***20.074***	***108.2***	29.063	***80.4***	26.512	100.0	1:48.598		80.66	1.092	10:23:11.438
8 -	33.812	89.4	20.140	106.1	28.051	79.0	26.408	101.0	1:48.411	**(3)**	80.80	0.905	10:24:59.849
9 -	33.426	89.2	20.628	105.6	28.316	79.0	26.634	97.8	1:49.004		80.36	1.498	10:26:48.853

Weather / Track : Bright / Dry

Brands Hatch GP
Circuit Length = 2.4332 miles
Start: 10:05 Flag 10:26 End: 10:29

2020 Dunlop Mini Challenges supported by Mini Spares

ROUND 4 - SECTOR ANALYSIS

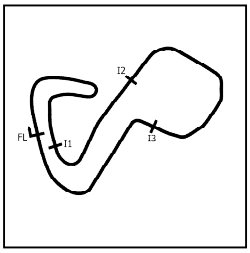

SECTOR 1 = FL to I1, SECTOR 2 = I1 to I2 SECTOR 3 = I2 to I3, SECTOR 4 = I3 to FL, DIFF = Difference To Personal Best Lap, P = Crossed Finish Line in Pit Lane, D = Time Disallowed

P37 113 Lib Phil HARVEY — Mini Libre 1380 - Cheltenham Motor Club

IDEAL LAP TIME : 1:48.993 BEST LAP TIME : 1:49.015 DIFFERENCE : 0.022

LAP	SECTOR 1		SECTOR 2		SECTOR 3		SECTOR 4		LAP TIME		MPH	DIFF	TIME OF DAY
1 -		84.0	21.288	100.7	39.600	39.7	37.575	59.4	2:24.481		60.62	35.466	10:07:24.552
2 -	48.528	27.5	37.218	48.6	45.322	67.8	27.528	102.7	2:38.596		55.23	49.581	10:10:03.148
3 -	34.373	***88.5***	***20.174***	106.8	29.350	68.3	31.717	89.5	1:55.614		75.76	6.599	10:11:58.762
4 -	37.367	62.7	34.475	47.1	1:00.278	38.3	58.004	42.2	3:10.124		46.07	1:21.109	10:15:08.886
5 -	50.606	48.9	30.235	59.6	42.000	57.3	27.823	102.7	2:30.664		58.14	41.649	10:17:39.550
6 -	***34.186***	87.2	20.196	***108.0***	***28.669***	***81.4***	***25.964***	***105.0***	***1:49.015***	**(1)**	***80.35***		***10:19:28.565***
7 -	34.253	87.1	20.284	105.0	30.181	74.0	26.379	101.9	1:51.097	**(2)**	78.84	2.082	10:21:19.662
8 -	35.153	85.8	20.937	102.1	30.024	***81.4***	26.488	101.8	1:52.602	**(3)**	77.79	3.587	10:23:12.264
9 -	35.089	86.0	20.405	106.3	30.181	78.6	28.206	91.4	1:53.881		76.92	4.866	10:25:06.145

P38 787 7 S Connor O'BRIEN — Mini Se7en S 1293 - Privateer

IDEAL LAP TIME : 1:56.280 BEST LAP TIME : 1:56.765 DIFFERENCE : 0.485

LAP	SECTOR 1		SECTOR 2		SECTOR 3		SECTOR 4		LAP TIME		MPH	DIFF	TIME OF DAY
1 -		76.0	22.894	87.6	42.257	45.0	37.879	57.5	2:32.182		57.56	35.417	10:07:32.253
2 -	49.786	50.6	35.918	54.5	45.517	48.3	30.031	92.0	2:41.252		54.32	44.487	10:10:13.505
3 -	***36.046***	***77.7***	22.614	***96.0***	32.678	52.6	36.276	83.3	2:07.614		68.64	10.849	10:12:21.119
4 -	38.912	75.4	22.864	94.2	54.250	43.1	59.405	46.5	2:55.431		49.93	58.666	10:15:16.550
5 -	50.447	65.1	28.230	63.6	41.441	59.9	28.995	93.0	2:29.113		58.74	32.348	10:17:45.663
6 -	36.341	76.4	***22.596***	94.6	29.551	78.9	28.503	91.4	1:56.991	**(3)**	74.87	0.226	10:19:42.654
7 -	36.363	75.2	22.846	93.8	***29.445***	77.9	28.330	92.3	1:56.984	**(2)**	74.88	0.219	10:21:39.638
8 -	36.063	75.7	22.803	94.3	29.706	***79.4***	***28.193***	***93.5***	***1:56.765***	**(1)**	***75.02***		***10:23:36.403***
9 -	36.117	77.4	22.695	95.1	30.123	78.9	28.406	93.2	1:57.341		74.65	0.576	10:25:33.744

P39 758 7 S Matthew AYRES — Mini Se7en S 1300 - Privateer

IDEAL LAP TIME : 1:57.413 BEST LAP TIME : 1:57.808 DIFFERENCE : 0.395

LAP	SECTOR 1		SECTOR 2		SECTOR 3		SECTOR 4		LAP TIME		MPH	DIFF	TIME OF DAY
1 -		75.1	24.596	63.3	43.266	57.2	38.728	53.3	2:37.981		55.44	40.173	10:07:38.052
2 -	50.925	66.5	33.817	49.9	44.437	52.9	30.609	***94.9***	2:39.788		54.82	41.980	10:10:17.840
3 -	37.398	73.6	23.205	93.5	34.794	69.6	32.293	87.8	2:07.690		68.60	9.882	10:12:25.530
4 -	40.775	72.0	24.761	88.0	48.790	48.2	1:00.954	43.1	2:55.280		49.97	57.472	10:15:20.810
5 -	53.408	74.7	25.769	57.6	40.512	67.3	29.388	90.6	2:29.077		58.76	31.269	10:17:49.887
6 -	36.901	76.0	23.249	94.9	29.530	76.2	29.200	92.1	1:58.880		73.68	1.072	10:19:48.767
7 -	***36.480***	75.9	23.033	94.9	29.909	76.4	***28.527***	93.0	1:57.949	**(2)**	74.26	0.141	10:21:46.716
8 -	36.630	***76.6***	***22.891***	***96.2***	29.798	***78.7***	29.554	92.8	1:58.873	**(3)**	73.69	1.065	10:23:45.589
9 -	36.507	75.5	23.122	94.7	***29.515***	73.9	28.664	92.4	***1:57.808***	**(1)**	***74.35***		***10:25:43.397***

P40 23 Mig Rupert DEETH — Mini Miglia 1293 - Team Deeth Racing / Mini Spares

IDEAL LAP TIME : 1:44.068 BEST LAP TIME : 1:44.357 DIFFERENCE : 0.289

LAP	SECTOR 1		SECTOR 2		SECTOR 3		SECTOR 4		LAP TIME		MPH	DIFF	TIME OF DAY
1 -		88.3	20.057	112.0	32.566	51.8	38.473	61.5	2:12.065		66.32	27.708	10:07:12.136
2 -	46.876	43.8	35.757	49.1	50.951	51.0	28.537	104.5	2:42.121		54.03	57.764	10:09:54.257
3 -	33.037	91.1	19.851	109.4	***26.857***	***86.1***	25.436	93.7	1:45.181		83.28	0.824	10:11:39.438
4 -	43.785	53.6	33.801	51.5	1:02.498	31.7	55.157	50.1	3:15.241		44.86	1:30.884	10:14:54.679
5 -	52.174	50.3	30.308	52.5	47.110	44.6	25.896	***108.2***	2:35.488		56.33	51.131	10:17:30.167
6 -	***32.578***	91.4	19.697	111.4	27.032	85.3	25.050	106.5	***1:44.357***	**(1)**	***83.94***		***10:19:14.524***
7 -	33.011	***91.5***	***19.596***	***112.2***	27.101	83.7	***25.037***	107.0	1:44.745	**(3)**	83.63	0.388	10:20:59.269
8 -	32.806	90.9	19.726	109.1	26.903	84.2	25.299	105.8	1:44.734	**(2)**	83.63	0.377	10:22:44.003

Weather / Track : Bright / Dry

Brands Hatch GP
Circuit Length = 2.4332 miles
Start: 10:05 Flag 10:26 End: 10:29

2020 Dunlop Mini Challenges supported by Mini Spares

ROUND 4 - SECTOR ANALYSIS

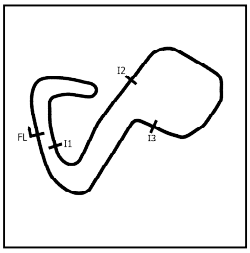

SECTOR 1 = FL to I1, SECTOR 2 = I1 to I2 SECTOR 3 = I2 to I3, SECTOR 4 = I3 to FL, DIFF = Difference To Personal Best Lap, P = Crossed Finish Line in Pit Lane, D = Time Disallowed

P41 37 Mig James CUTHBERTSON Mini Miglia 1293 - Bomford Turner Ltd / SMMC

IDEAL LAP TIME : 1:45.118 BEST LAP TIME : 1:45.508 DIFFERENCE : 0.390

LAP	SECTOR 1		SECTOR 2		SECTOR 3		SECTOR 4		LAP TIME		MPH	DIFF	TIME OF DAY
1 -		86.2	20.280	***112.4***	36.355	43.9	40.274	58.9	2:19.440		62.82	33.932	10:07:19.511
2 -	47.469	29.0	36.057	53.9	47.716	60.7	26.383	***109.1***	2:37.625		55.57	52.117	10:09:57.136
3 -	34.166	88.5	19.903	111.4	27.054	82.7	30.106	84.3	1:51.229	**(3)**	78.75	5.721	10:11:48.365
4 -	42.419	53.1	32.701	53.2	1:02.469	33.5	57.152	50.9	3:14.741		44.98	1:29.233	10:15:03.106
5 -	50.672	46.9	30.204	63.3	44.352	53.4	25.777	108.4	2:31.005		58.01	45.497	10:17:34.111
6 -	33.157	***90.0***	***19.792***	111.4	***26.703***	86.3	26.050	105.3	1:45.702	**(2)**	82.87	0.194	10:19:19.813
7 -	***32.880***	88.5	20.039	109.1	26.846	***86.5***	***25.743***	105.1	***1:45.508***	**(1)**	***83.02***		***10:21:05.321***

P42 736 7 S Thorburn ASTIN Mini Se7en S 1275 - Privateer

IDEAL LAP TIME : 1:57.334 BEST LAP TIME : 1:57.464 DIFFERENCE : 0.130

LAP	SECTOR 1		SECTOR 2		SECTOR 3		SECTOR 4		LAP TIME		MPH	DIFF	TIME OF DAY
1 -		75.3	24.196	61.4	44.517	53.9	38.569	50.8	2:39.225		55.01	41.761	10:07:39.296
2 -	51.428	64.9	34.301	46.4	44.009	54.5	30.377	92.5	2:40.115		54.70	42.651	10:10:19.411
3 -	36.465	***77.2***	23.311	***97.2***	36.706	56.1	32.435	82.2	2:08.917	**(3)**	67.94	11.453	10:12:28.328
4 -	41.306	70.8	24.352	90.1	48.675	65.9	59.926	40.4	2:54.259		50.26	56.795	10:15:22.587
5 -	57.620	70.7	24.316	80.8	38.029	72.0	***28.477***	***94.6***	2:28.442		59.01	30.978	10:17:51.029
6 -	36.880	77.1	23.020	95.8	30.232	***74.9***	28.711	94.2	1:58.843	**(2)**	73.70	1.379	10:19:49.872
7 -	***35.710***	***77.2***	***22.957***	94.2	***30.190***	73.7	28.607	93.4	***1:57.464***	**(1)**	***74.57***		***10:21:47.336***

P43 72 Mig Robert HOWARD Mini Miglia 1293 - Privateer

IDEAL LAP TIME : 1:47.898 BEST LAP TIME : 1:48.803 DIFFERENCE : 0.905

LAP	SECTOR 1		SECTOR 2		SECTOR 3		SECTOR 4		LAP TIME		MPH	DIFF	TIME OF DAY
1 -		87.7	20.541	***109.1***	36.985	51.4	39.798	50.9	2:20.615	**(3)**	62.29	31.812	10:07:20.686
2 -	47.651	29.3	36.895	59.3	46.688	61.0	27.252	103.7	2:38.486		55.27	49.683	10:09:59.172
3 -	33.632	88.4	***20.193***	108.0	***27.795***	83.1	28.651	91.9	1:50.271	**(2)**	79.43	1.468	10:11:49.443
4 -	42.458	54.3	33.255	50.6	1:02.066	34.8	57.124	49.5	3:14.903		44.94	1:26.100	10:15:04.346
5 -	50.826	51.5	29.984	61.7	44.177	48.3	***26.375***	***105.3***	2:31.362		57.87	42.559	10:17:35.708
6 -	33.943	***89.1***	20.251	108.4	28.185	***83.6***	26.424	103.0	***1:48.803***	**(1)**	***80.51***		***10:19:24.511***

P44 795 7 S Stuart GILBY Mini Se7en S 1275 - Privateer

IDEAL LAP TIME : 2:40.116 BEST LAP TIME : DIFFERENCE :

LAP	SECTOR 1		SECTOR 2		SECTOR 3		SECTOR 4		LAP TIME		MPH	DIFF	TIME OF DAY
1 -	OUTLAP	***75.0***	***24.878***	56.7	44.929	48.9	***38.345***	***53.3***	2:40.915		54.43		10:07:40.986
2 -	***53.094***	53.3	32.967	44.0	***43.799***	48.5	IN PIT		7:24.978	**P**	19.68		10:15:05.964
3 -	OUTLAP	67.6	25.282	***78.7***	46.095	***61.3***	IN PIT		5:20.305	**P**	27.34		10:20:26.269

P45 27 Mig Peter HARRIES Mini Miglia 1292 - Privateer

IDEAL LAP TIME : 2:01.525 BEST LAP TIME : 2:25.346 DIFFERENCE : 23.821

LAP	SECTOR 1		SECTOR 2		SECTOR 3		SECTOR 4		LAP TIME		MPH	DIFF	TIME OF DAY
1 -		80.7	22.072	***98.5***	39.840	40.0	37.686	57.6	***2:25.346***	**(1)**	***60.26***		***10:07:25.417***
2 -	49.399	36.8	36.591	45.9	46.635	***56.9***	***30.227***	***96.2***	2:42.852	**(2)**	53.79	17.505	10:10:08.269

Weather / Track : Bright / Dry

Brands Hatch GP
Circuit Length = 2.4332 miles
Start: 10:05 Flag 10:26 End: 10:29

2020 Dunlop Mini Challenges supported by Mini Spares

ROUND 4 - BEST SPEEDS

	INTERMEDIATE 1			INTERMEDIATE 2			INTERMEDIATE 3			FINISH LINE		
POS	NO	NAME	MPH	NO	NAME	MPH	NO	NAME	MPH	NO	NAME	MPH
1	85	SUMMERHAYES	92.0	11	ASTIN	113.7	21	SMITH	88.0	171	LEWIS	109.8
2	29	DREW	91.9	171	LEWIS	113.7	69	LE MAY	88.0	37	CUTHBERTSON	109.1
3	70	JORDAN	91.8	56	PADMORE	112.9	0	PEACOCK	87.3	29	DREW	108.9
4	56	PADMORE	91.8	32	OWENS	112.5	4	PORTER	87.2	78	KENDALL	108.9
5	23	DEETH	91.5	29	DREW	112.5	85	SUMMERHAYES	87.0	56	PADMORE	108.5
6	171	LEWIS	91.1	78	KENDALL	112.5	11	ASTIN	86.8	4	PORTER	108.5
7	0	PEACOCK	90.9	0	PEACOCK	112.4	37	CUTHBERTSON	86.5	85	SUMMERHAYES	108.2
8	21	SMITH	90.6	37	CUTHBERTSON	112.4	17	JESSOP	86.4	0	PEACOCK	108.2
9	78	KENDALL	90.6	85	SUMMERHAYES	112.2	23	DEETH	86.1	23	DEETH	108.2
10	4	PORTER	90.5	23	DEETH	112.2	70	JORDAN	85.9	48	DEEGAN	108.0
11	32	OWENS	90.4	4	PORTER	111.2	78	KENDALL	85.7	70	JORDAN	107.7
12	500	DAVIS	90.4	48	DEEGAN	110.9	48	DEEGAN	85.5	32	OWENS	107.3
13	53	BURGE	90.3	69	LE MAY	110.7	29	DREW	85.5	11	ASTIN	106.6
14	11	ASTIN	90.1	474	EVANS	110.0	500	DAVIS	85.4	474	EVANS	106.6
15	37	CUTHBERTSON	90.0	500	DAVIS	109.8	56	PADMORE	85.3	21	SMITH	106.3
16	48	DEEGAN	89.9	72	HOWARD	109.1	32	OWENS	84.9	69	LE MAY	106.3
17	474	EVANS	89.7	70	JORDAN	108.9	72	HOWARD	83.6	500	DAVIS	106.0
18	132	COX	89.4	53	BURGE	108.2	1	SMITH	83.1	72	HOWARD	105.3
19	72	HOWARD	89.1	132	COX	108.0	171	LEWIS	82.5	132	COX	105.0
20	69	LE MAY	89.0	113	HARVEY	108.0	113	HARVEY	81.4	113	HARVEY	105.0
21	113	HARVEY	88.5	21	SMITH	106.8	474	EVANS	81.2	53	BURGE	103.5
22	17	JESSOP	86.7	86	BALDING	106.0	49	BILLISON	81.1	17	JESSOP	101.9
23	86	BALDING	85.8	17	JESSOP	105.6	86	BALDING	80.9	86	BALDING	100.7
24	27	HARRIES	83.3	73	WANSTALL	102.7	53	BURGE	80.4	73	WANSTALL	99.7
25	73	WANSTALL	82.5	77	DEVINY	101.2	77	DEVINY	79.7	77	DEVINY	99.5
26	77	DEVINY	81.3	49	BILLISON	100.4	46	HUNTER	79.6	49	BILLISON	97.6
27	49	BILLISON	80.5	5	ROBERTS	99.2	787	O'BRIEN	79.4	46	HUNTER	96.6
28	5	ROBERTS	80.5	742	BUTLER	99.1	73	WANSTALL	79.0	27	HARRIES	96.2
29	1	SMITH	80.1	46	HUNTER	98.8	132	COX	78.7	5	ROBERTS	96.0
30	46	HUNTER	79.5	27	HARRIES	98.5	758	AYRES	78.7	742	BUTLER	95.5
31	715	KENT	79.0	715	KENT	98.3	5	ROBERTS	78.3	6	DAVIS	95.3
32	10	PROCTOR	78.4	1	SMITH	98.2	6	DAVIS	78.1	758	AYRES	94.9
33	6	DAVIS	78.3	10	PROCTOR	97.2	712	DAW	77.2	736	ASTIN	94.6
34	729	JEREMIAH	78.2	736	ASTIN	97.2	38	HOPPER	76.5	10	PROCTOR	94.5
35	787	O'BRIEN	77.7	6	DAVIS	97.1	10	PROCTOR	76.4	715	KENT	94.5
36	742	BUTLER	77.6	758	AYRES	96.2	31	SIMS	76.0	1	SMITH	94.3
37	796	CHAPPELL	77.4	720	CUTLER	96.1	720	CUTLER	75.6	787	O'BRIEN	93.5
38	38	HOPPER	77.3	787	O'BRIEN	96.0	715	KENT	75.4	38	HOPPER	93.2
39	720	CUTLER	77.3	712	DAW	95.8	736	ASTIN	74.9	31	SIMS	93.2
40	736	ASTIN	77.2	38	HOPPER	95.4	742	BUTLER	71.8	720	CUTLER	92.8
41	31	SIMS	76.9	31	SIMS	95.4	57	GILLIBRAND	71.2	712	DAW	92.1
42	712	DAW	76.7	57	GILLIBRAND	93.5	796	CHAPPELL	69.2	796	CHAPPELL	92.0
43	758	AYRES	76.6	796	CHAPPELL	93.0	729	JEREMIAH	68.7	57	GILLIBRAND	91.0
44	57	GILLIBRAND	76.1	729	JEREMIAH	92.5	795	GILBY	61.3	795	GILBY	53.3
45	795	GILBY	75.0	795	GILBY	78.7	27	HARRIES	56.9			
46	76	POLLEY	69.3									

Weather / Track : Bright / Dry

Brands Hatch GP
Circuit Length = 2.4332 miles
Start: 10:05 Flag 10:26 End: 10:29

Results can be found at www.tsl-timing.com

Printed - 10:30 Sunday, 09 August 2020

2020 Dunlop Mini Challenges supported by Mini Spares

ROUND 4 - BEST SECTORS

	SECTOR 1			SECTOR 2			SECTOR 3			SECTOR 4		
POS	NO	NAME	TIME	NO	NAME	TIME	NO	NAME	TIME	NO	NAME	TIME
1	11	ASTIN	32.369	29	DREW	19.526	32	OWENS	26.532	56	PADMORE	24.907
2	0	PEACOCK	32.481	171	LEWIS	19.551	37	CUTHBER	26.703	11	ASTIN	25.037
3	21	SMITH	32.504	85	SUMMERH	19.559	11	ASTIN	26.725	23	DEETH	25.037
4	48	DEEGAN	32.538	23	DEETH	19.596	48	DEEGAN	26.731	70	JORDAN	25.100
5	32	OWENS	32.546	56	PADMORE	19.608	4	PORTER	26.738	85	SUMMERH	25.109
6	56	PADMORE	32.565	0	PEACOCK	19.642	56	PADMORE	26.740	21	SMITH	25.119
7	23	DEETH	32.578	32	OWENS	19.652	21	SMITH	26.765	32	OWENS	25.259
8	29	DREW	32.682	70	JORDAN	19.687	78	KENDALL	26.774	48	DEEGAN	25.298
9	69	LE MAY	32.712	78	KENDALL	19.694	70	JORDAN	26.781	29	DREW	25.339
10	85	SUMMERH	32.714	11	ASTIN	19.715	500	DAVIS	26.799	0	PEACOCK	25.357
11	171	LEWIS	32.716	21	SMITH	19.768	23	DEETH	26.857	4	PORTER	25.357
12	4	PORTER	32.748	37	CUTHBER	19.792	171	LEWIS	26.937	500	DAVIS	25.427
13	78	KENDALL	32.775	4	PORTER	19.798	0	PEACOCK	26.940	78	KENDALL	25.448
14	70	JORDAN	32.778	48	DEEGAN	19.894	69	LE MAY	27.040	171	LEWIS	25.509
15	500	DAVIS	32.800	500	DAVIS	19.923	85	SUMMERH	27.072	69	LE MAY	25.670
16	37	CUTHBER	32.880	69	LE MAY	19.928	29	DREW	27.097	37	CUTHBER	25.743
17	53	BURGE	32.949	53	BURGE	20.074	17	JESSOP	27.738	53	BURGE	25.859
18	72	HOWARD	33.535	474	EVANS	20.091	72	HOWARD	27.795	474	EVANS	25.918
19	17	JESSOP	33.597	113	HARVEY	20.174	53	BURGE	27.925	113	HARVEY	25.964
20	113	HARVEY	34.186	72	HOWARD	20.193	1	SMITH	28.417	17	JESSOP	26.067
21	86	BALDING	34.320	17	JESSOP	20.339	46	HUNTER	28.647	132	COX	26.157
22	474	EVANS	34.385	132	COX	20.428	113	HARVEY	28.669	72	HOWARD	26.375
23	132	COX	34.446	86	BALDING	20.888	77	DEVINY	28.744	86	BALDING	26.579
24	1	SMITH	35.247	73	WANSTAL	21.546	132	COX	28.761	73	WANSTAL	27.361
25	49	BILLISO	35.434	77	DEVINY	21.684	73	WANSTAL	28.821	77	DEVINY	27.382
26	77	DEVINY	35.555	49	BILLISO	21.741	474	EVANS	28.911	46	HUNTER	27.486
27	46	HUNTER	35.693	27	HARRIES	21.749	49	BILLISO	28.970	49	BILLISO	27.627
28	736	ASTIN	35.710	5	ROBERTS	21.870	86	BALDING	29.356	1	SMITH	27.670
29	73	WANSTAL	35.718	46	HUNTER	21.881	787	O'BRIEN	29.445	5	ROBERTS	27.883
30	5	ROBERTS	35.850	1	SMITH	22.039	6	DAVIS	29.505	787	O'BRIEN	28.193
31	6	DAVIS	36.000	742	BUTLER	22.241	758	AYRES	29.515	6	DAVIS	28.312
32	787	O'BRIEN	36.046	6	DAVIS	22.441	5	ROBERTS	29.657	736	ASTIN	28.477
33	758	AYRES	36.480	720	CUTLER	22.574	736	ASTIN	30.190	742	BUTLER	28.508
34	720	CUTLER	36.514	787	O'BRIEN	22.596	38	HOPPER	30.210	758	AYRES	28.527
35	715	KENT	36.543	31	SIMS	22.618	31	SIMS	30.252	715	KENT	28.583
36	38	HOPPER	36.552	10	PROCTOR	22.672	720	CUTLER	30.433	31	SIMS	28.624
37	10	PROCTOR	36.631	715	KENT	22.674	712	DAW	30.549	38	HOPPER	28.640
38	31	SIMS	36.666	38	HOPPER	22.708	10	PROCTOR	30.712	10	PROCTOR	28.670
39	712	DAW	36.670	758	AYRES	22.891	715	KENT	30.792	712	DAW	28.754
40	742	BUTLER	36.755	736	ASTIN	22.957	742	BUTLER	30.933	720	CUTLER	28.913
41	27	HARRIES	36.800	57	GILLIBR	22.984	796	CHAPPEL	31.666	57	GILLIBR	29.122
42	57	GILLIBR	37.283	712	DAW	22.987	57	GILLIBR	31.681	729	JEREMIA	29.508
43	729	JEREMIA	37.849	796	CHAPPEL	23.163	729	JEREMIA	32.581	796	CHAPPEL	29.908
44	796	CHAPPEL	38.307	729	JEREMIA	23.474	27	HARRIES	32.749	27	HARRIES	30.227
45	795	GILBY	53.094	795	GILBY	24.878	795	GILBY	43.799	795	GILBY	38.345
46												

IDEAL / BEST COMPARISON

		PERFECT LAP	1:43.334		
POS	NO	NAME	IDEAL	BEST	DIFF
1	56	PADMORE	1:43.820	1:44.461	0.641
2	11	ASTIN	1:43.846	1:44.086	0.240
3	32	OWENS	1:43.989	1:44.217	0.228
4	23	DEETH	1:44.068	1:44.357	0.289
5	21	SMITH	1:44.156	1:44.610	0.454
6	70	JORDAN	1:44.346	1:44.747	0.401
7	0	PEACOCK	1:44.420	1:44.610	0.190
8	85	SUMMERHAYES	1:44.454	1:44.555	0.101
9	48	DEEGAN	1:44.461	1:44.941	0.480
10	4	PORTER	1:44.641	1:44.876	0.235
11	29	DREW	1:44.644	1:45.094	0.450
12	78	KENDALL	1:44.691	1:44.989	0.298
13	171	LEWIS	1:44.713	1:44.713	0.000
14	500	DAVIS	1:44.949	1:45.390	0.441
15	37	CUTHBERTSON	1:45.118	1:45.508	0.390
16	69	LE MAY	1:45.350	1:45.932	0.582
17	53	BURGE	1:46.807	1:47.506	0.699
18	17	JESSOP	1:47.741	1:47.950	0.209
19	72	HOWARD	1:47.898	1:48.803	0.905
20	113	HARVEY	1:48.993	1:49.015	0.022
21	474	EVANS	1:49.305	1:49.732	0.427
22	132	COX	1:49.792	1:50.181	0.389
23	86	BALDING	1:51.143	1:51.422	0.279
24	77	DEVINY	1:53.365	1:54.005	0.640
25	1	SMITH	1:53.373	1:53.847	0.474
26	73	WANSTALL	1:53.446	1:53.809	0.363
27	46	HUNTER	1:53.707	1:54.130	0.423
28	49	BILLISON	1:53.772	1:54.159	0.387
29	5	ROBERTS	1:55.260	1:55.382	0.122
30	6	DAVIS	1:56.258	1:56.258	0.000
31	787	O'BRIEN	1:56.280	1:56.765	0.485
32	736	ASTIN	1:57.334	1:57.464	0.130
33	758	AYRES	1:57.413	1:57.808	0.395
34	38	HOPPER	1:58.110	1:58.429	0.319
35	31	SIMS	1:58.160	1:58.398	0.238
36	720	CUTLER	1:58.434	1:58.712	0.278
37	742	BUTLER	1:58.437	1:58.672	0.235
38	715	KENT	1:58.592	1:58.634	0.042
39	10	PROCTOR	1:58.685	1:59.496	0.811
40	712	DAW	1:58.960	1:59.640	0.680
41	57	GILLIBRAND	2:01.070	2:01.651	0.581
42	27	HARRIES	2:01.525	2:25.346	23.821
43	796	CHAPPELL	2:03.044	2:03.638	0.594
44	729	JEREMIAH	2:03.412	2:03.814	0.402
45	795	GILBY	2:40.116		

Weather / Track : Bright / Dry

Brands Hatch GP
Circuit Length = 2.4332 miles
Start: 10:05 Flag 10:26 End: 10:29

Results can be found at www.tsl-timing.com

Printed - 10:30 Sunday, 09 August 2020

2020 Dunlop Mini Challenges supported by Mini Spares

ROUND 4 - LAP CHART

LAP 1		@ 10:07:07.238	LAP 2		@ 10:09:51.733	LAP 3		@ 10:11:38.028	LAP 4		@ 10:14:52.003	LAP 5		@ 10:17:29.471
NO	BEHIND	LAP TIME	NO	BEHIND	LAP TIME	NO	BEHIND	LAP TIME	NO	BEHIND	LAP TIME	NO	BEHIND	LAP TIME
21		2:07.167	21		2:44.495	70		1:46.153	70		3:13.975	70		2:37.468
70	0.947	2:08.114	70	0.142	2:43.690	21	0.610	1:46.905	21	0.593	3:13.958	21	0.131	2:37.006
85	1.604	2:08.771	85	0.603	2:43.494	85	1.075	1:46.767	85	1.704	3:14.604	85	0.626	2:36.390
48	3.140	2:10.307	48	2.451	2:43.806	23	1.410	1:45.181	23	2.676	3:15.241	23	0.696	2:35.488
23	4.898	2:12.065	23	2.524	2:42.121	48	3.362	1:47.206	48	3.187	3:13.800	48	1.561	2:35.842
56	5.600	2:12.767	56	2.656	2:41.551	56	4.561	1:48.200	56	4.289	3:13.703	56	1.772	2:34.951
0	6.552	2:13.719	0	3.246	2:41.189	11	5.443	1:48.253	11	5.491	3:14.023	11	2.382	2:34.359
11	7.726	2:14.893	11	3.485	2:40.254	0	6.732	1:49.781	0	6.324	3:13.567	0	2.995	2:34.139
32	9.650	2:16.817	32	4.462	2:39.307	32	8.126	1:49.959	32	7.689	3:13.538	32	3.176	2:32.955
29	10.112	2:17.279	29	4.599	2:38.982	29	8.468	1:50.164	29	8.267	3:13.774	29	3.345	2:32.546
4	11.126	2:18.293	4	5.065	2:38.434	4	9.467	1:50.697	4	9.818	3:14.326	4	3.903	2:31.553
78	11.687	2:18.854	78	5.258	2:38.066	78	10.015	1:51.052	78	10.640	3:14.600	78	4.446	2:31.274
37	12.273	2:19.440	37	5.403	2:37.625	37	10.337	1:51.229	37	11.103	3:14.741	37	4.640	2:31.005
69	13.050	2:20.217	69	5.998	2:37.443	69	10.986	1:51.283	69	11.780	3:14.769	69	5.577	2:31.265
72	13.448	2:20.615	72	7.439	2:38.486	72	11.415	1:50.271	72	12.343	3:14.903	72	6.237	2:31.362
500	14.277	2:21.444	500	8.062	2:38.280	500	12.319	1:50.552	500	13.057	3:14.713	500	6.409	2:30.820
17	15.009	2:22.176	17	8.990	2:38.476	171	14.860	1:51.407	795	2 Laps	7:24.978 P	171	7.020	2:30.183
171	15.642	2:22.809	171	9.748	2:38.601	17	16.133	1:53.438	171	14.305	3:13.420	17	8.101	2:30.342
132	16.628	2:23.795	132	10.493	2:38.360	132	18.516	1:54.318	17	15.227	3:13.069	132	8.770	2:29.663
113	17.314	2:24.481	113	11.415	2:38.596	113	20.734	1:55.614	132	16.575	3:12.034	113	10.079	2:30.664
27	18.179	2:25.346	27	16.536	2:42.852	474	25.802	1:55.517	113	16.883	3:10.124	474	10.621	2:30.293
474	19.553	2:26.720	474	16.580	2:41.522	46	28.763	1:58.110	474	17.796	3:05.969	49	13.041	2:30.915
46	20.766	2:27.933	46	16.948	2:40.677	49	38.663	2:07.062	46	19.112	3:04.324	46	13.114	2:31.470
49	21.377	2:28.544	49	17.896	2:41.014	77	39.323	2:07.532	49	19.594	2:54.906	77	13.605	2:30.892
77	21.846	2:29.013	77	18.086	2:40.735	73	39.617	2:07.468	77	20.181	2:54.833	73	13.789	2:30.124
73	22.222	2:29.389	73	18.444	2:40.717	5	40.259	2:07.420	73	21.133	2:55.491	5	14.535	2:29.853
5	22.816	2:29.983	5	19.134	2:40.813	6	40.558	2:06.336	5	22.150	2:55.866	6	15.394	2:30.142
6	24.160	2:31.327	6	20.517	2:40.852	86	42.598	2:05.566	6	22.720	2:56.137	787	16.192	2:29.113
787	25.015	2:32.182	787	21.772	2:41.252	787	43.091	2:07.614	86	23.734	2:55.111	53	1 Lap	2:27.362
86	26.615	2:33.782	86	23.327	2:41.207	38	44.165	2:06.045	787	24.547	2:55.431	38	17.558	2:29.546
38	27.586	2:34.753	38	24.415	2:41.324	31	44.785	2:06.373	38	25.480	2:55.290	31	18.372	2:29.650
31	28.459	2:35.626	31	24.707	2:40.743	53	1 Lap	1:59.158	31	26.190	2:55.380	712	20.284	2:29.485
712	29.141	2:36.308	712	25.706	2:41.060	712	47.279	2:07.868	53	1 Lap	2:56.547	758	20.416	2:29.077
10	30.522	2:37.689	10	25.945	2:39.918	758	47.502	2:07.690	712	28.267	2:54.963	10	21.083	2:28.899
758	30.814	2:37.981	758	26.107	2:39.788	10	49.926	2:10.276	758	28.807	2:55.280	736	21.558	2:28.442
720	31.443	2:38.610	736	27.678	2:40.115	736	50.300	2:08.917	10	29.652	2:53.701	720	24.038	2:30.060
736	32.058	2:39.225	720	27.827	2:40.879	720	50.961	2:09.429	736	30.584	2:54.259	715	24.714	2:30.120
715	32.361	2:39.528	715	28.232	2:40.366	715	51.415	2:09.478	720	31.446	2:54.460	742	25.452	2:29.856
742	33.087	2:40.254	742	29.493	2:40.901	742	52.006	2:08.808	715	32.062	2:54.622	57	36.916	2:38.069
795	33.748	2:40.915	53	1 Lap	5:23.863	1	53.432	2:07.065	742	33.064	2:55.033	729	37.222	2:39.590
796	34.196	2:41.363	1	32.662	2:41.387	729	1:08.127	2:21.558	1	34.081	2:54.624	796	38.069	2:38.196
729	35.077	2:42.244	729	32.864	2:42.282	57	1:08.504	2:21.142	729	35.100	2:40.948	86	39.239	2:52.973
1	35.770	2:42.937	57	33.657	2:41.918	796	1:16.208	2:10.598	57	36.315	2:41.786	1	54.285	2:57.672
57	36.234	2:43.401	796	51.905	3:02.204				796	37.341	2:35.108			

Weather / Track : Bright / Dry

Brands Hatch GP
Circuit Length = 2.4332 miles
Start: 10:05 Flag 10:26 End: 10:29

2020 Dunlop Mini Challenges supported by Mini Spares

ROUND 4 - LAP CHART

LAP 6		@ 10:19:14.212
NO	BEHIND	LAP TIME
21		1:44.610
70	0.034	1:44.775
23	0.312	1:44.357
85	1.032	1:45.147
11	1.727	1:44.086
56	1.757	1:44.726
48	1.761	1:44.941
32	3.664	1:45.229
0	4.084	1:45.830
29	4.684	1:46.080
37	5.601	1:45.702
78	6.249	1:46.544
4	6.487	1:47.325
69	7.316	1:46.480
500	7.937	1:46.269
171	8.957	1:46.678
72	10.299	1:48.803
17	11.310	1:47.950
132	14.210	1:50.181
113	14.353	1:49.015
474	15.612	1:49.732
53	1 Lap	1:48.333
49	23.383	1:55.083
46	23.582	1:55.209
77	23.715	1:54.851
73	23.971	1:54.923
5	25.176	1:55.382
6	26.911	1:56.258
787	28.442	1:56.991
38	31.246	1:58.429
31	32.029	1:58.398
758	34.555	1:58.880
712	35.508	1:59.965
736	35.660	1:58.843
10	36.724	2:00.382
720	38.009	1:58.712
715	39.407	1:59.434
742	39.932	1:59.221
86	49.033	1:54.535
57	54.110	2:01.935
729	58.226	2:05.745
796	59.190	2:05.862
1	1:03.846	1:54.302
795	3 Laps	5:20.305 **P**

LAP 7		@ 10:20:59.142
NO	BEHIND	LAP TIME
21		1:44.930
23	0.127	1:44.745
70	0.346	1:45.242
85	0.657	1:44.555
11	2.255	1:45.458
48	2.394	1:45.563
56	2.424	1:45.597
32	2.951	1:44.217
0	3.764	1:44.610
29	4.848	1:45.094
37	6.179	1:45.508
78	6.308	1:44.989
4	6.433	1:44.876
500	8.397	1:45.390
69	8.457	1:46.071
171	8.740	1:44.713
17	14.879	1:48.499
113	20.520	1:51.097
132	20.760	1:51.480
474	21.283	1:50.601
53	1 Lap	1:47.506
49	32.612	1:54.159
46	32.782	1:54.130
77	33.276	1:54.491
73	33.842	1:54.801
5	36.686	1:56.440
6	39.408	1:57.427
787	40.496	1:56.984
38	45.712	1:59.396
31	46.526	1:59.427
758	47.574	1:57.949
736	48.194	1:57.464
712	50.372	1:59.794
10	51.347	1:59.553
720	51.968	1:58.889
715	53.111	1:58.634
742	53.674	1:58.672
86	55.968	1:51.865
57	1:10.831	2:01.651
1	1:13.332	1:54.416
796	1:18.650	2:04.390
729	1:19.570	2:06.274

LAP 8		@ 10:22:44.003
NO	BEHIND	LAP TIME
23		1:44.734
21	0.172	1:45.033
70	0.232	1:44.747
85	0.488	1:44.692
11	1.907	1:44.513
56	4.294	1:46.731
32	4.418	1:46.328
48	4.487	1:46.954
0	4.558	1:45.655
29	5.140	1:45.153
4	7.911	1:46.339
78	7.981	1:46.534
171	10.161	1:46.282
500	10.405	1:46.869
69	11.131	1:47.535
17	18.473	1:48.455
53	1 Lap	1:48.598
474	27.597	1:51.175
113	28.261	1:52.602
132	28.416	1:52.517
49	42.247	1:54.496
77	42.654	1:54.239
46	42.710	1:54.789
73	42.790	1:53.809
5	48.934	1:57.109
6	52.151	1:57.604
787	52.400	1:56.765
38	1:00.347	1:59.496
31	1:01.073	1:59.408
758	1:01.586	1:58.873
86	1:02.529	1:51.422
712	1:05.559	2:00.048
10	1:05.982	1:59.496
720	1:06.797	1:59.690
715	1:07.613	1:59.363
742	1:08.044	1:59.231
1	1:22.318	1:53.847
57	1:28.191	2:02.221
796	1:37.427	2:03.638
729	1:38.523	2:03.814

LAP 9		@ 10:24:29.092
NO	BEHIND	LAP TIME
21		1:44.917
70	3.068	1:47.925
11	3.226	1:46.408
56	3.666	1:44.461
48	5.378	1:45.980
32	6.011	1:46.682
85	6.157	1:50.758
0	6.456	1:46.987
29	6.686	1:46.635
4	8.715	1:45.893
78	8.959	1:46.067
171	10.510	1:45.438
500	10.873	1:45.557
69	11.974	1:45.932
17	22.621	1:49.237
53	1 Lap	1:48.411
474	32.899	1:50.391
132	36.026	1:52.699
113	37.053	1:53.881
77	51.570	1:54.005
49	51.602	1:54.444
46	51.980	1:54.359
73	52.317	1:54.616
5	1:01.525	1:57.680
6	1:04.425	1:57.363
787	1:04.652	1:57.341
86	1:11.054	1:53.614
38	1:14.128	1:58.870
758	1:14.305	1:57.808
712	1:20.110	1:59.640
10	1:20.838	1:59.945
720	1:21.357	1:59.649
715	1:21.534	1:59.010
742	1:22.185	1:59.230
31	1:28.251	2:12.267
1	1:31.251	1:54.022

LAP 10		@ 10:26:14.210
NO	BEHIND	LAP TIME
21		1:45.118
57	1 Lap	2:02.486
70	3.520	1:45.570
56	3.932	1:45.384
11	4.093	1:45.985
48	5.865	1:45.605
32	5.998	1:45.105
85	6.235	1:45.196
0	7.585	1:46.247
29	7.731	1:46.163
4	10.122	1:46.525
78	10.396	1:46.555
171	12.228	1:46.836
500	12.258	1:46.503
69	13.842	1:46.986
729	1 Lap	2:10.391
796	1 Lap	2:13.540
17	25.867	1:48.364
53	1 Lap	1:49.004
474	37.890	1:50.109
132	41.493	1:50.585
77	1:02.806	1:56.354
46	1:02.900	1:56.038
73	1:03.333	1:56.134
49	1:03.381	1:56.897
5	1:15.551	1:59.144
86	1:20.008	1:54.072
6	1:20.190	2:00.883
38	1:31.442	2:02.432
10	1:35.484	1:59.764
712	1:36.355	2:01.363
715	1:36.591	2:00.175
742	1:36.982	1:59.915
720	1:37.737	2:01.498
1	1:40.775	1:54.642
31	2:04.623	2:21.490

Weather / Track : Bright / Dry

Brands Hatch GP
Circuit Length = 2.4332 miles
Start: 10:05 Flag 10:26 End: 10:29

2020 Dunlop Mini Challenges supported by Mini Spares

ROUND 4 - POSITION CHART

No	Name	Lap / Pos	1	2	3	4	5	6	7	8	9	10
56	PADMORE	1	21	21	70	70	70	21	21	23	21	21
70	JORDAN	2	70	70	21	21	21	70	23	21	70	70
48	DEEGAN	3	85	85	85	85	85	23	70	70	11	56
21	SMITH	4	48	48	23	23	23	85	85	85	56	11
23	DEETH	5	23	23	48	48	48	11	11	11	48	48
85	SUMMERHAYES	6	56	56	56	56	56	56	48	56	32	32
0	PEACOCK	7	0	0	11	11	11	48	56	32	85	85
11	ASTIN	8	11	11	0	0	0	32	32	48	0	0
32	OWENS	9	32	32	32	32	32	0	0	0	29	29
4	PORTER	10	29	29	29	29	29	29	29	29	4	4
37	CUTHBERTSON	11	4	4	4	4	4	37	37	4	78	78
53	BURGE	12	78	78	78	78	78	78	78	78	171	171
29	DREW	13	37	37	37	37	37	4	4	171	500	500
78	KENDALL	14	69	69	69	69	69	69	500	500	69	69
69	LE MAY	15	72	72	72	72	72	500	69	69	17	17
72	HOWARD	16	500	500	500	500	500	171	171	17	474	474
17	JESSOP	17	17	17	171	171	171	72	17	474	132	132
86	BALDING	18	171	171	17	17	17	17	113	113	113	77
27	HARRIES	19	132	132	132	132	132	132	132	132	77	46
500	DAVIS	20	113	113	113	113	113	113	474	49	49	73
113	HARVEY	21	27	27	474	474	474	474	49	77	46	49
474	EVANS	22	474	474	46	46	49	49	46	46	73	5
132	COX	23	46	46	49	49	46	46	77	73	5	86
171	LEWIS	24	49	49	77	77	77	77	73	5	6	6
1	SMITH	25	77	77	73	73	73	73	5	6	787	38
46	HUNTER	26	73	73	5	5	5	5	6	787	86	10
49	BILLISON	27	5	5	6	6	6	6	787	38	38	712
77	DEVINY	28	6	6	86	86	787	787	38	31	758	715
73	WANSTALL	29	787	787	787	787	38	38	31	758	712	742
5	ROBERTS	30	86	86	38	38	31	31	758	86	10	720
76	POLLEY	31	38	38	31	31	712	758	736	712	720	1
6	DAVIS	32	31	31	712	712	758	712	712	10	715	31
38	HOPPER	33	712	712	758	758	10	736	10	720	742	
10	PROCTOR	34	10	10	10	10	736	10	720	715	31	
31	SIMS	35	758	758	736	736	720	720	715	742	1	
787	O'BRIEN	36	720	736	720	720	715	715	742	1	57	
758	AYRES	37	736	720	715	715	742	742	86	57	729	
712	DAW	38	715	715	742	742	57	86	57	796	796	
736	ASTIN	39	742	742	1	1	729	57	1	729	53	
720	CUTLER	40	795	1	729	729	796	729	796	53		
715	KENT	41	796	729	57	57	86	796	729			
742	BUTLER	42	729	57	796	796	1	1	53			
796	CHAPPELL	43	1	796	53	53	53	53				
795	GILBY	44	57	53	*795*							

Weather / Track : Bright / Dry

Brands Hatch GP
Circuit Length = 2.4332 miles
Start: 10:05 Flag 10:26 End: 10:29

2020 Dunlop Mini Challenges supported by Mini Spares

ROUND 4 - POSITION CHART

No	Name	Lap / Pos	1	2	3	4	5	6	7	8	9	10
729	JEREMIAH	45	**53**	*795*								
57	GILLIBRAND	46										

Weather / Track : Bright / Dry

Brands Hatch GP
Circuit Length = 2.4332 miles
Start: 10:05 Flag 10:26 End: 10:29

2020 Dunlop Mini Challenges supported by Mini Spares

ROUND 4 - WEATHER CONDITIONS

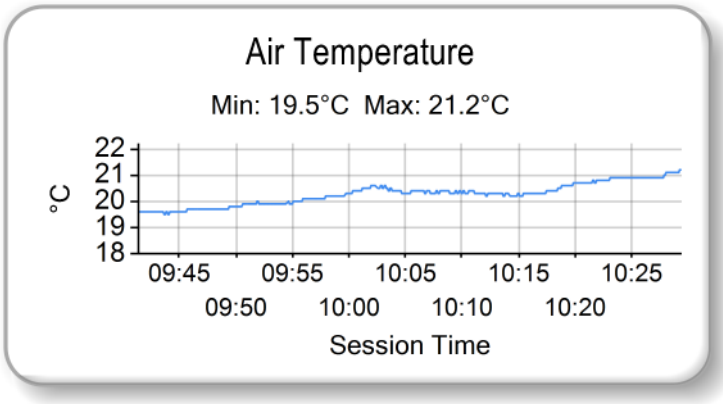

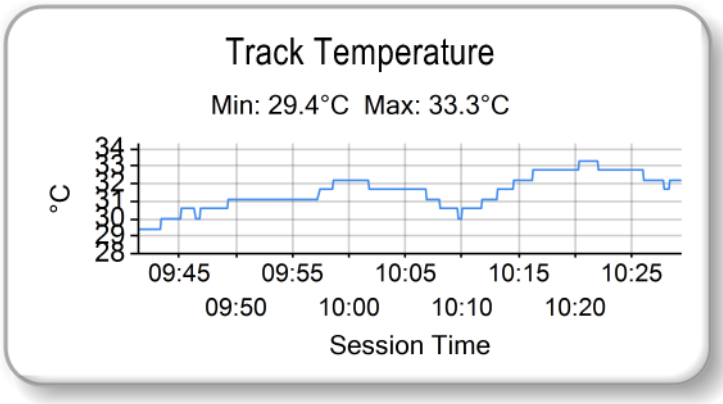

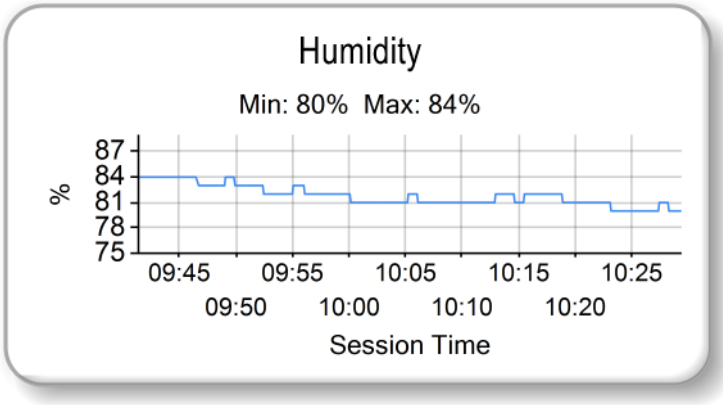

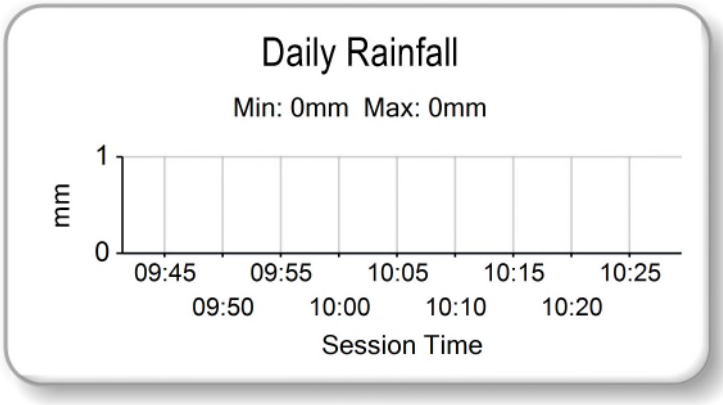

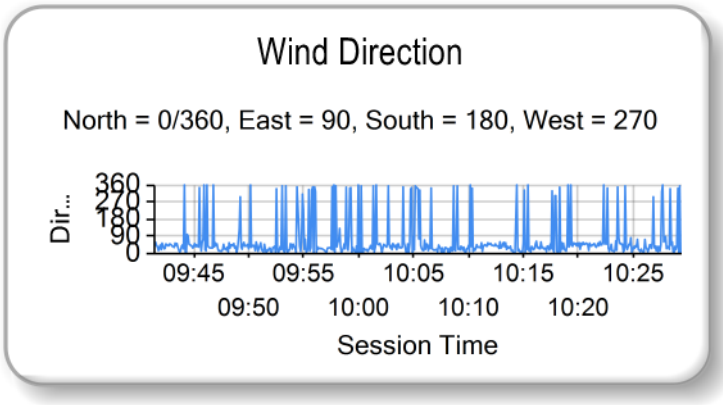

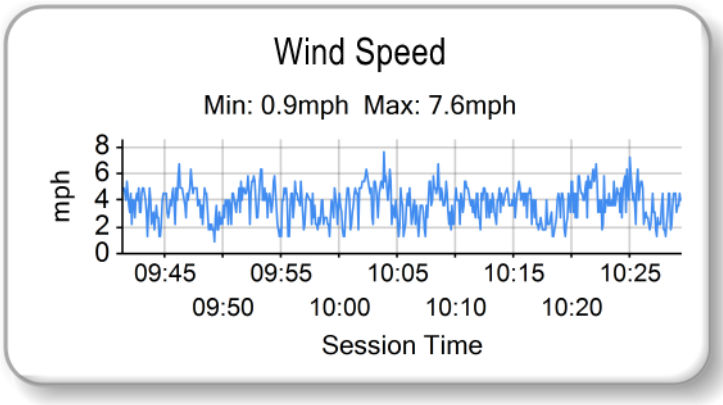

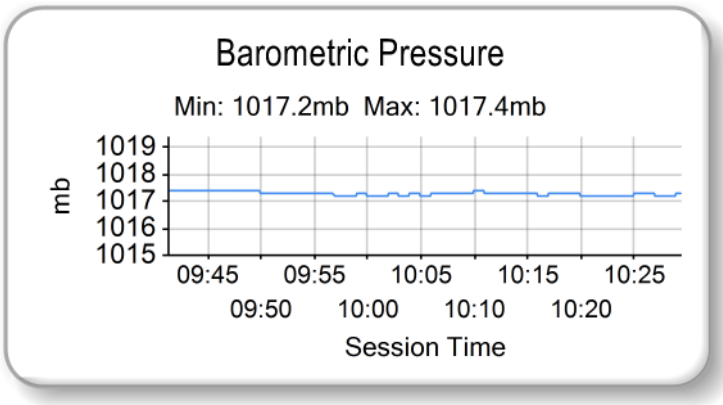

Weather / Track : Bright / Dry

Brands Hatch GP
Circuit Length = 2.4332 miles
Start: 10:05 Flag 10:26 End: 10:29

Results can be found at www.tsl-timing.com

Printed - 10:31 Sunday, 09 August 2020

2020 Dunlop Mini Challenges supported by Mini Spares

ROUND 4 - STATISTICS

Competitors Started	46
Planned Start	2020-08-09 @ 10:00:00.000
Actual Start	2020-08-09 @ 10:05:00.070
Finish Time	2020-08-09 @ 10:26:13.797
Track Length	2.4332mi.
Total Laps	416
Total Distance Covered	1012.2484mi.

Session Fastest Lap History

NO	CL	NAME	LAP TIME	TIME OF DAY	LAP	VEHICLE
21	Mig	**Aaron SMITH**	**2:07.167**	10:07:07.252	1	Mini Miglia 1293
70	Mig	**Andrew JORDAN**	**1:46.153**	10:11:38.039	3	Mini Miglia 1293
23	Mig	**Rupert DEETH**	**1:45.181**	10:11:39.452	3	Mini Miglia 1293
21	Mig	**Aaron SMITH**	**1:44.610**	10:19:14.222	6	Mini Miglia 1293
23	Mig	**Rupert DEETH**	**1:44.357**	10:19:14.536	6	Mini Miglia 1293
11	Mig	**Kane ASTIN**	**1:44.086**	10:19:15.959	6	Mini Miglia 1293

Session Leader History

NO	CL	NAME	FROM LAP	LAPS LED	DISTANCE	VEHICLE
21	Mig	**Aaron SMITH**	1	2	4.86 miles	Mini Miglia 1293
70	Mig	**Andrew JORDAN**	3	3	7.29 miles	Mini Miglia 1293
21	Mig	**Aaron SMITH**	6	2	4.86 miles	Mini Miglia 1293
23	Mig	**Rupert DEETH**	8	1	2.43 miles	Mini Miglia 1293
21	Mig	**Aaron SMITH**	9	2	4.86 miles	Mini Miglia 1293

Flag History

TYPE	TIME OF DAY
GREEN	10:05:00.070
SAFETY	10:05:50.527
GREEN	10:09:48.518
SAFETY	10:10:50.776
GREEN	10:17:25.709
FINISH	10:26:13.797

Flag Statistics

TYPE	COUNT	TOTAL LAPS	TOTAL TIME
Green	3	7	13:47.836
Red	0	0	0.000
Safety Car	2	3	10:32.923
FCY	0	0	0.000

Weather / Track : Bright / Dry

Brands Hatch GP
Circuit Length = 2.4332 miles
Start: 10:05 Flag 10:26 End: 10:29

2020 Dunlop Mini Challenges supported by Mini Spares

ROUND 4 - STATISTICS

CLASS : Mig

19 Starters

Fastest Lap History

NO	NAME	LAP TIME	TIME OF DAY	LAP	VEHICLE
21	**Aaron SMITH**	**2:07.167**	10:07:07.252	1	Mini Miglia 1293
70	**Andrew JORDAN**	**1:46.153**	10:11:38.039	3	Mini Miglia 1293
23	**Rupert DEETH**	**1:45.181**	10:11:39.452	3	Mini Miglia 1293
21	**Aaron SMITH**	**1:44.610**	10:19:14.222	6	Mini Miglia 1293
23	**Rupert DEETH**	**1:44.357**	10:19:14.536	6	Mini Miglia 1293
11	**Kane ASTIN**	**1:44.086**	10:19:15.959	6	Mini Miglia 1293

Leader History

NO	NAME	FROM LAP	LAPS LED	DISTANCE	VEHICLE
21	**Aaron SMITH**	1	2	4.86 miles	Mini Miglia 1293
70	**Andrew JORDAN**	3	3	7.29 miles	Mini Miglia 1293
21	**Aaron SMITH**	6	2	4.86 miles	Mini Miglia 1293
23	**Rupert DEETH**	8	1	2.43 miles	Mini Miglia 1293
21	**Aaron SMITH**	9	2	4.86 miles	Mini Miglia 1293

Weather / Track : Bright / Dry

Brands Hatch GP
Circuit Length = 2.4332 miles
Start: 10:05 Flag 10:26 End: 10:29

2020 Dunlop Mini Challenges supported by Mini Spares

ROUND 4 - STATISTICS

CLASS : Lib

5 Starters

Fastest Lap History

NO	NAME	LAP TIME	TIME OF DAY	LAP	VEHICLE
500	**Rob DAVIS**	**2:21.444**	10:07:21.545	1	Mini Libre 1380
500	**Rob DAVIS**	**1:50.552**	10:11:50.364	3	Mini Libre 1380
500	**Rob DAVIS**	**1:46.269**	10:19:22.165	6	Mini Libre 1380
500	**Rob DAVIS**	**1:45.390**	10:21:07.555	7	Mini Libre 1380
171	**Dan LEWIS**	**1:44.713**	10:21:07.892	7	Mini Libre 1293

Leader History

NO	NAME	FROM LAP	LAPS LED	DISTANCE	VEHICLE
500	**Rob DAVIS**	1	7	17.03 miles	Mini Libre 1380
171	**Dan LEWIS**	8	3	7.29 miles	Mini Libre 1293

Weather / Track : Bright / Dry

Brands Hatch GP
Circuit Length = 2.4332 miles
Start: 10:05 Flag 10:26 End: 10:29

2020 Dunlop Mini Challenges supported by Mini Spares

ROUND 4 - STATISTICS

CLASS : 7

12 Starters

Fastest Lap History

NO	NAME	LAP TIME	TIME OF DAY	LAP	VEHICLE
46	**Max HUNTER**	**2:27.933**	10:07:28.089	1	Mini Se7en 1000
46	**Max HUNTER**	**1:58.110**	10:12:06.851	3	Mini Se7en 1000
49	**Ross BILLISON**	**1:55.083**	10:19:37.627	6	Mini Se7en 998
77	**Andrew DEVINY**	**1:54.851**	10:19:37.874	6	Mini Se7en 998
1	**Jeff SMITH**	**1:54.302**	10:20:18.070	6	Mini Se7en 998
49	**Ross BILLISON**	**1:54.159**	10:21:31.782	7	Mini Se7en 998
46	**Max HUNTER**	**1:54.130**	10:21:31.975	7	Mini Se7en 1000
73	**Spencer WANSTALL**	**1:53.809**	10:23:26.810	8	Mini Se7en 998

Leader History

NO	NAME	FROM LAP	LAPS LED	DISTANCE	VEHICLE
46	**Max HUNTER**	1	4	9.73 miles	Mini Se7en 1000
49	**Ross BILLISON**	5	4	9.73 miles	Mini Se7en 998
77	**Andrew DEVINY**	9	2	4.86 miles	Mini Se7en 998

Weather / Track : Bright / Dry

Brands Hatch GP
Circuit Length = 2.4332 miles
Start: 10:05 Flag 10:26 End: 10:29

2020 Dunlop Mini Challenges supported by Mini Spares

ROUND 4 - STATISTICS

CLASS : 7 S

10 Starters

Fastest Lap History

NO	NAME	LAP TIME	TIME OF DAY	LAP	VEHICLE
787	**Connor O'BRIEN**	**2:32.182**	10:07:32.273	1	Mini Se7en S 1293
787	**Connor O'BRIEN**	**2:07.614**	10:12:21.135	3	Mini Se7en S 1293
787	**Connor O'BRIEN**	**1:56.991**	10:19:42.666	6	Mini Se7en S 1293
787	**Connor O'BRIEN**	**1:56.984**	10:21:39.650	7	Mini Se7en S 1293
787	**Connor O'BRIEN**	**1:56.765**	10:23:36.416	8	Mini Se7en S 1293

Leader History

NO	NAME	FROM LAP	LAPS LED	DISTANCE	VEHICLE
787	**Connor O'BRIEN**	1	9	21.89 miles	Mini Se7en S 1293
712	**Greg DAW**	10	1	2.43 miles	Mini Se7en S 1293

Weather / Track : Bright / Dry

Brands Hatch GP
Circuit Length = 2.4332 miles
Start: 10:05 Flag 10:26 End: 10:29

2020 Dunlop Mini Challenges supported by Mini Spares

ROUND 5 - GRID (20 minutes) - AMENDED

ROW 27	53	616	Justin COOPER				
ROW 26	51	729	2:03.814 Darren JEREMIAH	52	795	2:40.915 Stuart GILBY	
ROW 25	49	712	1:59.640 Greg DAW	50	796	2:03.638 Mark CHAPPELL	
ROW 24	47	742	1:58.672 Benjamin BUTLER	48	720	1:58.712 Ben CUTLER	
ROW 23	45	758	1:57.808 Matthew AYRES	46	715	1:58.634 Jonnie KENT	
ROW 22	43	787	1:56.765 Connor O'BRIEN	44	736	1:57.464 Thorburn ASTIN	
ROW 21							
ROW 20	39	57	2:01.651 Philip GILLIBRAND	40	76	Jo POLLEY	
ROW 19	37	38	1:58.429 Steven HOPPER	38	10	1:59.496 Julian PROCTOR	
ROW 18	35	6	1:56.258 Graeme DAVIS	36	31	1:58.398 Jordan SIMS	
ROW 17	33	49	1:54.159 Ross BILLISON	34	5	1:55.382 Lee ROBERTS	
ROW 16	31	77	1:54.005 Andrew DEVINY	32	46	1:54.130 Max HUNTER	
ROW 15	29	73	1:53.809 Spencer WANSTALL	30	1	1:53.847 Jeff SMITH	
ROW 14							
ROW 13	25	474	1:49.732 Josh EVANS	26	132	1:50.181 Darren COX	
ROW 12	23	171	1:44.713 Dan LEWIS	24	500	1:45.390 Rob DAVIS	
ROW 11							
ROW 10	19	27	2:25.346 Peter HARRIES				
ROW 9	17	72	1:48.803 Robert HOWARD	18	86	1:51.422 Jason BALDING	
ROW 8	15	53	1:47.506 Niven BURGE	16	17	1:47.950 Richard JESSOP	
ROW 7	13	37	1:45.508 James CUTHBERTSON	14	69	1:45.932 Tony LE MAY	
ROW 6	11	78	1:44.989 Scott KENDALL	12	29	1:45.094 Dave DREW	
ROW 5	9	4	1:44.876 Jason PORTER	10	48	1:44.941 Lee DEEGAN	
ROW 4	7	0	1:44.610 Colin PEACOCK	8	70	1:44.747 Andrew JORDAN	
ROW 3	5	85	1:44.555 Sam SUMMERHAYES	6	21	1:44.610 Aaron SMITH	
ROW 2	3	23	1:44.357 Rupert DEETH	4	56	1:44.461 Nick PADMORE	
ROW 1	1	11	1:44.086 Kane ASTIN	2	32	1:44.217 Endaf OWENS	

Pole

Brands Hatch GP
Circuit Length = 2.4332 miles

These results are provisional until the conclusion of any judicial and technical matters.

Race Director :	Stewards :	Timekeeper :

Results can be found at www.tsl-timing.com

Printed - 12:50 Sunday, 09 August 2020

2020 Dunlop Mini Challenges supported by Mini Spares

ROUND 5 - CLASSIFICATION

POS	NO	CL	PIC	NAME	NAT	ENTRY	LAPS	TIME	GAP	DIFF	MPH	BEST	ON
1	70	Mig	1	Andrew JORDAN		Mini Miglia 1293 - Jordan Racing Team	9	15:58.902			82.21	1:45.197	7
2	21	Mig	2	Aaron SMITH		Mini Miglia 1293 - Triple AAA Racing / KAD	9	15:58.973	0.071	0.071	82.21	1:44.515	4
3	56	Mig	3	Nick PADMORE		Mini Miglia 1293 - Team Old Forge Racing	9	15:59.733	0.831	0.760	82.14	1:45.051	9
4	48	Mig	4	Lee DEEGAN		Mini Miglia 1275 - Regency Autos	9	16:01.301	2.399	1.568	82.01	1:45.322	2
5	23	Mig	5	Rupert DEETH		Mini Miglia 1293 - Team Deeth Racing / Mini Spares	9	16:01.477	2.575	0.176	81.99	1:45.276	5
6	85	Mig	6	Sam SUMMERHAYES		Mini Miglia 1293 - Mini Spares / Lodway Service Stal	9	16:05.212	6.310	3.735	81.68	1:45.443	6
7	0	Mig	7	Colin PEACOCK		Mini Miglia 1293 - Privateer	9	16:05.535	6.633	0.323	81.65	1:45.250	4
8	32 *	Mig	8	Endaf OWENS		Mini Miglia 1298 - Owens Fabrications / Caffi Rhiann	9	16:06.625	7.723	1.090	81.56	1:45.102	7
9	37	Mig	9	James CUTHBERTSON		Mini Miglia 1293 - Bomford Turner Ltd / SMMC	9	16:15.021	16.119	8.396	80.85	1:46.196	4
10	4	Mig	10	Jason PORTER		Mini Miglia 1293 - Privateer	9	16:15.653	16.751	0.632	80.80	1:46.673	2
11	69	Mig	11	Tony LE MAY		Mini Miglia 1293 - Delmonte Garage	9	16:16.199	17.297	0.546	80.76	1:46.270	5
12	78	Mig	12	Scott KENDALL		Mini Miglia 1293 - Privateer	9	16:16.683	17.781	0.484	80.72	1:46.503	4
13	500	Lib	1	Rob DAVIS		Mini Libre 1380 - Privateer	9	16:20.117	21.215	3.434	80.43	1:46.852	4
14	474	Lib	2	Josh EVANS		Mini Libre 1399 - Privateer	9	16:31.321	32.419	11.204	79.52	1:47.187	2
15	17	Mig	13	Richard JESSOP		Mini Miglia 1293 - Privateer	9	16:34.252	35.350	2.931	79.29	1:48.818	2
16	132	Lib	3	Darren COX		Mini Libre 1380 - Privateer	9	16:43.878	44.976	9.626	78.53	1:49.130	2
17	86	Mig	14	Jason BALDING		Mini Miglia 1293 - Privateer	9	17:04.780	1:05.878	20.902	76.93	1:50.934	7
18	49	7	1	Ross BILLISON		Mini Se7en 998 - Leftline Motorsport	9	17:25.976	1:27.074	21.196	75.37	1:54.166	2
19	73	7	2	Spencer WANSTALL		Mini Se7en 998 - Mini Spares / KAD	9	17:26.134	1:27.232	0.158	75.36	1:54.248	2
20	1	7	3	Jeff SMITH		Mini Se7en 998 - Privateer	9	17:27.747	1:28.845	1.613	75.24	1:54.189	2
21	46	7	4	Max HUNTER		Mini Se7en 1000 - Hunter Racetech	9	17:29.165	1:30.263	1.418	75.14	1:54.399	2
22	77	7	5	Andrew DEVINY		Mini Se7en 998 - Privateer	9	17:29.182	1:30.280	0.017	75.14	1:54.420	2
23	616	Lib	4	Justin COOPER		Mini Libre 1380 - Postmill Garage / Specialist Compo	9	17:47.196	1:48.294	18.014	73.87	1:55.043	9
24	5	7	6	Lee ROBERTS		Mini Se7en 998 - Whights Classic Paint Restoration	9	17:47.906	1:49.004	0.710	73.82	1:55.167	2
25	6	7	7	Graeme DAVIS		Mini Se7en 998 - Privateer	8	16:09.442	1 Lap	1 Lap	72.28	1:58.671	3
26	736	7 S	1	Thorburn ASTIN		Mini Se7en S 1275 - Privateer	8	16:10.252	1 Lap	0.810	72.22	1:58.816	5
27	38	7	8	Steven HOPPER		Mini Se7en 998 - D&P Motors / Roonspeed	8	16:10.924	1 Lap	0.672	72.17	1:58.637	5
28	742	7 S	2	Benjamin BUTLER		Mini Se7en S 1275 - Privateer	8	16:11.881	1 Lap	0.957	72.10	1:59.086	5
29	10	7	9	Julian PROCTOR		Mini Se7en 998 - Privateer	8	16:15.335	1 Lap	3.454	71.85	1:59.236	4
30	31	7	10	Jordan SIMS		Mini Se7en 998 - Clearsons / Roonspeed	8	16:15.501	1 Lap	0.166	71.83	1:59.186	8
31	720	7 S	3	Ben CUTLER		Mini Se7en S 1293 - Privateer	8	16:21.182	1 Lap	5.681	71.42	1:59.293	4
32	712	7 S	4	Greg DAW		Mini Se7en S 1293 - Paul Inch Engine Services	8	16:21.410	1 Lap	0.228	71.40	2:00.186	7
33	796	7 S	5	Mark CHAPPELL		Mini Se7en S 1275 - Privateer	8	16:28.871	1 Lap	7.461	70.86	2:00.188	2
34	729	7 S	6	Darren JEREMIAH		Mini Se7en S 1300 - Privateer	8	16:59.053	1 Lap	30.182	68.76	2:03.169	7
35	57	7	11	Philip GILLIBRAND		Mini Se7en 998 - Privateer	8	18:04.569	1 Lap	1:05.516	64.61	2:10.080	2

NOT CLASSIFIED

DNF	11	Mig		Kane ASTIN		Mini Miglia 1293 - One Broker Insurance	7	12:29.507	2 Laps	1 Lap	81.81	1:45.889	7
DNF	29	Mig		Dave DREW		Mini Miglia 1293 - Privateer	4	7:16.551	5 Laps	3 Laps	80.26	1:46.165	4
DNF	53	Mig		Niven BURGE		Mini Miglia 1275 - Burge & Sons Builders Ltd Racing	4	7:16.841	5 Laps	0.290	80.21	1:46.045	4
DNF	758	7 S		Matthew AYRES		Mini Se7en S 1300 - Privateer	4	8:14.773	5 Laps	57.932	70.81	1:59.024	4
DNF	715	7 S		Jonnie KENT		Mini Se7en S 1275 - Privateer	3	6:17.565	6 Laps	1 Lap	69.60	2:00.963	3
DNF	171	Lib		Dan LEWIS		Mini Libre 1293 - Privateer	2	3:45.898	7 Laps	1 Lap	77.55	1:48.067	2
DNF	72	Mig		Robert HOWARD		Mini Miglia 1293 - Privateer	2	3:46.675	7 Laps	0.777	77.28	1:49.004	2

FASTEST LAP

	21	Mig	Aaron SMITH	Mini Miglia 1293 - Triple AAA Racing / KAD	4	1:44.515	83.81 mph	134.88 kph
	500	Lib	Rob DAVIS	Mini Libre 1380 - Privateer	4	1:46.852	81.98 mph	131.93 kph
	49	7	Ross BILLISON	Mini Se7en 998 - Leftline Motorsport	2	1:54.166	76.72 mph	123.48 kph
	736	7 S	Thorburn ASTIN	Mini Se7en S 1275 - Privateer	5	1:58.816	73.72 mph	118.65 kph

***Car 32 - 5 second penalty, track limits.**

Brands Hatch GP
Circuit Length = 2.4332 miles
Start: 15:32 Flag 15:48 End: 15:51

Weather / Track : Bright / Dry

These results are provisional until the conclusion of any judicial and technical matters.

Race Director :	Stewards :	Timekeeper :

Results can be found at www.tsl-timing.com

Printed - 15:51 Sunday, 09 August 2020

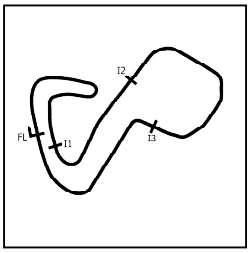

2020 Dunlop Mini Challenges supported by Mini Spares

ROUND 5 - SECTOR ANALYSIS

SECTOR 1 = FL to I1, SECTOR 2 = I1 to I2 SECTOR 3 = I2 to I3, SECTOR 4 = I3 to FL, DIFF = Difference To Personal Best Lap, P = Crossed Finish Line in Pit Lane, D = Time Disallowed

P1 70 Mig Andrew JORDAN

Mini Miglia 1293 - Jordan Racing Team

IDEAL LAP TIME : 1:44.360 BEST LAP TIME : 1:45.197 DIFFERENCE : 0.837

LAP	SECTOR 1		SECTOR 2		SECTOR 3		SECTOR 4		LAP TIME		MPH	DIFF	TIME OF DAY
1 -		87.6	20.242	108.4	27.897	82.3	25.699	105.1	1:54.534		76.48	9.337	15:34:44.222
2 -	33.229	89.7	***19.747***	***110.5***	27.479	76.3	***25.083***	***110.3***	1:45.538		83.00	0.341	15:36:29.760
3 -	***32.724***	***90.9***	19.763	109.2	27.736	82.8	25.221	107.0	1:45.444		83.07	0.247	15:38:15.204
4 -	32.888	89.7	19.924	104.0	27.304	84.5	25.262	100.6	1:45.378	**(3)**	83.12	0.181	15:40:00.582
5 -	33.198	90.5	19.952	103.2	27.391	80.8	25.412	101.6	1:45.953		82.67	0.756	15:41:46.535
6 -	33.269	90.1	19.782	107.0	27.085	***86.0***	25.386	104.2	1:45.522		83.01	0.325	15:43:32.057
7 -	33.061	88.3	20.051	106.5	***26.806***	***86.0***	25.279	106.0	***1:45.197***	**(1)**	***83.27***		***15:45:17.254***
8 -	32.952	89.2	19.881	108.9	27.074	84.6	25.446	106.0	1:45.353	**(2)**	83.14	0.156	15:47:02.607
9 -	33.495	87.4	20.173	107.5	27.006	85.9	25.309	104.8	1:45.983		82.65	0.786	15:48:48.590

P2 21 Mig Aaron SMITH

Mini Miglia 1293 - Triple AAA Racing / KAD

IDEAL LAP TIME : 1:44.130 BEST LAP TIME : 1:44.515 DIFFERENCE : 0.385

LAP	SECTOR 1		SECTOR 2		SECTOR 3		SECTOR 4		LAP TIME		MPH	DIFF	TIME OF DAY
1 -		88.3	20.935	106.8	27.991	81.0	25.888	108.5	1:55.299		75.97	10.784	15:34:44.987
2 -	33.008	88.1	20.320	109.6	27.155	82.9	***24.933***	***109.1***	1:45.416		83.09	0.901	15:36:30.403
3 -	32.800	90.1	19.745	***113.1***	27.957	83.5	25.586	102.9	1:46.088		82.57	1.573	15:38:16.491
4 -	***32.789***	89.9	19.836	110.7	26.793	86.9	25.097	107.3	***1:44.515***	**(1)**	***83.81***		***15:40:01.006***
5 -	33.019	***91.0***	19.767	111.6	27.535	81.2	25.253	104.3	1:45.574		82.97	1.059	15:41:46.580
6 -	33.543	88.6	19.936	110.9	27.186	***88.1***	25.024	107.5	1:45.689		82.88	1.174	15:43:32.269
7 -	33.667	87.6	19.845	112.0	***26.706***	84.6	24.961	108.5	1:45.179	**(2)**	83.28	0.664	15:45:17.448
8 -	33.023	90.1	***19.702***	109.6	27.186	83.7	25.314	107.2	1:45.225	**(3)**	83.24	0.710	15:47:02.673
9 -	33.554	87.6	20.122	106.8	27.131	83.1	25.181	106.1	1:45.988		82.64	1.473	15:48:48.661

P3 56 Mig Nick PADMORE

Mini Miglia 1293 - Team Old Forge Racing

IDEAL LAP TIME : 1:43.890 BEST LAP TIME : 1:45.051 DIFFERENCE : 1.161

LAP	SECTOR 1		SECTOR 2		SECTOR 3		SECTOR 4		LAP TIME		MPH	DIFF	TIME OF DAY
1 -		89.9	20.467	104.6	28.072	81.9	25.969	104.6	1:54.598		76.43	9.547	15:34:44.286
2 -	***32.636***	91.1	19.838	111.1	27.523	85.8	25.075	107.3	1:45.072	**(2)**	83.36	0.021	15:36:29.358
3 -	32.687	91.0	20.136	109.2	27.560	84.5	25.270	105.8	1:45.653		82.91	0.602	15:38:15.011
4 -	32.698	90.8	20.095	103.2	27.309	84.4	25.313	99.5	1:45.415		83.09	0.364	15:40:00.426
5 -	33.049	89.7	19.997	102.9	27.390	81.2	25.824	100.6	1:46.260		82.43	1.209	15:41:46.686
6 -	33.457	***91.3***	***19.812***	111.8	27.693	***86.5***	24.927	109.1	1:45.889		82.72	0.838	15:43:32.575
7 -	33.474	88.5	19.844	***112.0***	26.974	83.7	***24.840***	***109.8***	1:45.132	**(3)**	83.32	0.081	15:45:17.707
8 -	33.265	83.0	19.910	109.1	27.714	85.3	25.774	105.1	1:46.663		82.12	1.612	15:47:04.370
9 -	33.363	88.5	20.078	108.0	***26.602***	85.4	25.008	107.0	***1:45.051***	**(1)**	***83.38***		***15:48:49.421***

P4 48 Mig Lee DEEGAN

Mini Miglia 1275 - Regency Autos

IDEAL LAP TIME : 1:44.559 BEST LAP TIME : 1:45.322 DIFFERENCE : 0.763

LAP	SECTOR 1		SECTOR 2		SECTOR 3		SECTOR 4		LAP TIME		MPH	DIFF	TIME OF DAY
1 -		88.5	20.297	110.1	27.914	83.6	26.084	107.0	1:55.121		76.09	9.799	15:34:44.809
2 -	33.098	88.1	20.244	109.2	26.807	80.2	***25.173***	***108.5***	***1:45.322***	**(1)**	***83.17***		***15:36:30.131***
3 -	32.801	***90.0***	19.963	***111.1***	27.782	80.7	25.787	104.5	1:46.333		82.38	1.011	15:38:16.464
4 -	32.980	89.5	***19.906***	110.3	***26.801***	82.9	25.787	105.6	1:45.474		83.05	0.152	15:40:01.938
5 -	***32.679***	89.3	19.972	109.2	27.131	81.3	25.625	106.6	1:45.407	**(3)**	83.10	0.085	15:41:47.345
6 -	33.458	89.9	20.075	109.6	27.375	83.0	25.410	106.0	1:46.318		82.39	0.996	15:43:33.663
7 -	32.847	89.5	19.962	***111.1***	26.926	81.8	25.644	105.5	1:45.379	**(2)**	83.12	0.057	15:45:19.042
8 -	32.782	88.5	20.104	109.1	26.885	83.9	25.743	100.4	1:45.514		83.02	0.192	15:47:04.556
9 -	33.442	88.1	20.299	109.2	26.821	***85.5***	25.871	104.6	1:46.433		82.30	1.111	15:48:50.989

Weather / Track : Bright / Dry

Brands Hatch GP
Circuit Length = 2.4332 miles
Start: 15:32 Flag 15:48 End: 15:51

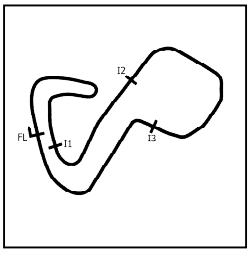

2020 Dunlop Mini Challenges supported by Mini Spares

ROUND 5 - SECTOR ANALYSIS

SECTOR 1 = FL to I1, SECTOR 2 = I1 to I2 SECTOR 3 = I2 to I3, SECTOR 4 = I3 to FL, DIFF = Difference To Personal Best Lap, P = Crossed Finish Line in Pit Lane, D = Time Disallowed

P5 23 Mig Rupert DEETH

Mini Miglia 1293 - Team Deeth Racing / Mini Spares

IDEAL LAP TIME : 1:44.225 BEST LAP TIME : 1:45.276 DIFFERENCE : 1.051

LAP	SECTOR 1		SECTOR 2		SECTOR 3		SECTOR 4		LAP TIME		MPH	DIFF	TIME OF DAY
1 -		89.4	20.627	104.8	28.545	84.3	25.800	107.8	1:54.885		76.24	9.609	15:34:44.573
2 -	33.316	89.1	20.393	109.6	27.020	82.5	***24.973***	***110.1***	1:45.702		82.87	0.426	15:36:30.275
3 -	33.102	***91.3***	***19.752***	111.8	28.090	***86.0***	25.461	107.3	1:46.405		82.32	1.129	15:38:16.680
4 -	32.954	90.9	19.855	110.5	26.915	83.0	25.716	104.5	1:45.440	**(3)**	83.07	0.164	15:40:02.120
5 -	***32.710***	90.9	19.782	111.2	27.332	78.8	25.452	108.9	***1:45.276***	**(1)**	***83.20***		***15:41:47.396***
6 -	33.695	89.7	19.757	110.0	27.665	79.2	25.090	107.3	1:46.207		82.47	0.931	15:43:33.603
7 -	33.077	87.8	19.857	111.1	27.253	81.9	25.559	106.6	1:45.746		82.83	0.470	15:45:19.349
8 -	33.207	90.3	19.769	***112.0***	***26.790***	84.8	25.513	108.5	1:45.279	**(2)**	83.20	0.003	15:47:04.628
9 -	33.735	88.6	20.293	111.4	27.043	83.1	25.466	106.6	1:46.537		82.22	1.261	15:48:51.165

P6 85 Mig Sam SUMMERHAYES

Mini Miglia 1293 - Mini Spares / Lodway Service Station

IDEAL LAP TIME : 1:44.873 BEST LAP TIME : 1:45.443 DIFFERENCE : 0.570

LAP	SECTOR 1		SECTOR 2		SECTOR 3		SECTOR 4		LAP TIME		MPH	DIFF	TIME OF DAY
1 -		89.5	20.167	106.8	27.977	82.8	25.882	105.6	1:54.363		76.59	8.920	15:34:44.051
2 -	***32.735***	89.8	19.869	110.0	27.883	83.2	***25.079***	***108.9***	1:45.566	**(2)**	82.97	0.123	15:36:29.617
3 -	33.134	***91.0***	19.776	111.1	27.727	81.0	25.095	108.0	1:45.732	**(3)**	82.84	0.289	15:38:15.349
4 -	33.401	89.7	19.807	111.8	***27.293***	***85.0***	26.193	104.6	1:46.694		82.10	1.251	15:40:02.043
5 -	33.919	88.4	19.983	110.1	27.625	84.7	25.592	106.6	1:47.119		81.77	1.676	15:41:49.162
6 -	32.836	90.1	19.909	110.3	27.312	83.1	25.386	107.8	***1:45.443***	**(1)**	***83.07***		***15:43:34.605***
7 -	33.035	90.9	***19.766***	***112.5***	27.750	78.0	25.859	106.3	1:46.410		82.32	0.967	15:45:21.015
8 -	33.079	90.1	19.934	107.8	27.482	83.7	26.304	104.3	1:46.799		82.02	1.356	15:47:07.814
9 -	33.406	88.4	19.944	108.9	27.933	82.9	25.803	103.8	1:47.086		81.80	1.643	15:48:54.900

P7 0 Mig Colin PEACOCK

Mini Miglia 1293 - Privateer

IDEAL LAP TIME : 1:44.756 BEST LAP TIME : 1:45.250 DIFFERENCE : 0.494

LAP	SECTOR 1		SECTOR 2		SECTOR 3		SECTOR 4		LAP TIME		MPH	DIFF	TIME OF DAY
1 -		88.3	20.232	109.2	27.994	81.9	26.081	106.6	1:55.352		75.93	10.102	15:34:45.040
2 -	33.302	89.0	20.104	108.2	27.397	84.4	***25.305***	106.8	1:46.108		82.55	0.858	15:36:31.148
3 -	***32.663***	89.9	20.114	108.9	27.578	85.8	25.529	106.6	1:45.884	**(3)**	82.73	0.634	15:38:17.032
4 -	32.990	***90.1***	20.010	***110.3***	***26.860***	83.1	25.390	***108.5***	***1:45.250***	**(1)**	***83.22***		***15:40:02.282***
5 -	33.552	88.5	20.060	107.8	27.164	***88.5***	25.735	103.8	1:46.511		82.24	1.261	15:41:48.793
6 -	33.015	89.4	20.034	108.9	27.056	81.9	25.525	105.5	1:45.630	**(2)**	82.92	0.380	15:43:34.423
7 -	33.003	89.5	***19.928***	110.1	27.566	83.9	25.957	105.5	1:46.454		82.28	1.204	15:45:20.877
8 -	32.997	88.5	20.197	108.4	27.902	84.2	26.019	107.2	1:47.115		81.77	1.865	15:47:07.992
9 -	33.616	88.7	19.961	109.2	27.778	83.7	25.876	104.5	1:47.231		81.69	1.981	15:48:55.223

P8 32 Mig Endaf OWENS

Mini Miglia 1298 - Owens Fabrications / Caffi Rhiannon

IDEAL LAP TIME : 1:44.602 BEST LAP TIME : 1:45.102 DIFFERENCE : 0.500

LAP	SECTOR 1		SECTOR 2		SECTOR 3		SECTOR 4		LAP TIME		MPH	DIFF	TIME OF DAY
1 -		87.3	20.620	106.8	26.926	87.1	25.613	101.8	1:52.982		77.53	7.880	15:34:42.670
2 -	32.881	88.0	20.326	103.0	27.190	84.9	25.673	102.7	1:46.070		82.58	0.968	15:36:28.740
3 -	***32.707***	88.3	20.431	102.6	27.235	83.6	25.640	101.5	1:46.013		82.62	0.911	15:38:14.753
4 -	32.787	87.7	20.309	103.4	26.950	85.2	25.644	100.7	1:45.690	**(2)**	82.88	0.588	15:40:00.443
5 -	32.770	88.0	20.297	104.3	26.934	***87.3***	26.011	103.0	1:46.012		82.63	0.910	15:41:46.455
6 -	32.983	87.9	20.220	104.0	27.141	85.1	25.484	104.5	1:45.828	**(3)**	82.77	0.726	15:43:32.283
7 -	33.207	***89.1***	***20.089***	108.4	***26.651***	82.0	***25.155***	***107.3***	***1:45.102***	**(1)**	***83.34***		***15:45:17.385***
8 -	33.443	87.8	20.105	108.0	27.453	84.6	26.169	102.7	1:47.170		81.73	2.068	15:47:04.555
9 -	33.795	87.1	20.243	***110.1***	26.803	85.1	25.917	103.5	1:46.758		82.05	1.656	15:48:51.313

Weather / Track : Bright / Dry

Brands Hatch GP
Circuit Length = 2.4332 miles
Start: 15:32 Flag 15:48 End: 15:51

2020 Dunlop Mini Challenges supported by Mini Spares

ROUND 5 - SECTOR ANALYSIS

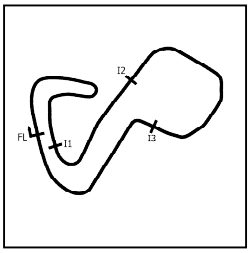

SECTOR 1 = FL to I1, SECTOR 2 = I1 to I2 SECTOR 3 = I2 to I3, SECTOR 4 = I3 to FL, DIFF = Difference To Personal Best Lap, P = Crossed Finish Line in Pit Lane, D = Time Disallowed

P9 37 Mig James CUTHBERTSON

Mini Miglia 1293 - Bomford Turner Ltd / SMMC

IDEAL LAP TIME : 1:45.758 BEST LAP TIME : 1:46.196 DIFFERENCE : 0.438

LAP	SECTOR 1		SECTOR 2		SECTOR 3		SECTOR 4		LAP TIME	MPH	DIFF	TIME OF DAY
1 -		85.3	20.490	***111.2***	28.011	78.7	25.625	***110.3***	1:56.106	75.44	9.910	15:34:45.794
2 -	33.278	***89.3***	20.145	111.1	27.605	79.5	***25.512***	109.6	1:46.540 **(2)**	82.22	0.344	15:36:32.334
3 -	34.292	86.5	20.027	109.2	***27.496***	***84.3***	25.739	104.8	1:47.554	81.44	1.358	15:38:19.888
4 -	***32.892***	88.8	***19.858***	107.8	27.724	80.7	25.722	104.2	***1:46.196*** **(1)**	***82.48***		***15:40:06.084***
5 -	33.798	89.0	20.277	105.8	27.890	79.2	25.685	105.6	1:47.650	81.37	1.454	15:41:53.734
6 -	34.117	88.3	20.121	109.8	28.000	81.9	25.723	105.0	1:47.961	81.13	1.765	15:43:41.695
7 -	33.609	87.9	20.245	107.5	28.066	78.4	26.030	104.0	1:47.950	81.14	1.754	15:45:29.645
8 -	33.534	87.0	20.386	106.1	28.071	81.6	25.892	104.0	1:47.883	81.19	1.687	15:47:17.528
9 -	33.241	87.4	20.215	107.3	27.814	84.2	25.911	103.7	1:47.181 **(3)**	81.72	0.985	15:49:04.709

P10 4 Mig Jason PORTER

Mini Miglia 1293 - Privateer

IDEAL LAP TIME : 1:46.210 BEST LAP TIME : 1:46.673 DIFFERENCE : 0.463

LAP	SECTOR 1		SECTOR 2		SECTOR 3		SECTOR 4		LAP TIME	MPH	DIFF	TIME OF DAY
1 -		88.8	20.280	109.4	28.138	83.2	25.905	***107.5***	1:55.607	75.77	8.934	15:34:45.295
2 -	33.369	***89.5***	20.063	***110.7***	27.665	83.8	***25.576***	105.0	***1:46.673*** **(1)**	***82.11***		***15:36:31.968***
3 -	***32.979***	89.2	20.329	106.1	***27.634***	***86.3***	25.934	103.0	1:46.876 **(2)**	81.96	0.203	15:38:18.844
4 -	33.389	88.3	20.246	106.6	27.708	86.2	25.964	102.4	1:47.307 **(3)**	81.63	0.634	15:40:06.151
5 -	33.490	88.8	20.364	105.3	27.804	83.1	25.884	103.4	1:47.542	81.45	0.869	15:41:53.693
6 -	33.777	87.6	20.325	105.3	27.869	81.5	26.064	101.6	1:48.035	81.08	1.362	15:43:41.728
7 -	33.747	88.5	20.208	107.5	28.292	84.0	25.834	106.5	1:48.081	81.04	1.408	15:45:29.809
8 -	33.580	89.1	20.320	103.5	28.171	83.3	25.923	105.6	1:47.994	81.11	1.321	15:47:17.803
9 -	33.360	88.7	***20.021***	104.8	27.925	85.9	26.232	101.5	1:47.538	81.45	0.865	15:49:05.341

P11 69 Mig Tony LE MAY

Mini Miglia 1293 - Delmonte Garage

IDEAL LAP TIME : 1:46.040 BEST LAP TIME : 1:46.270 DIFFERENCE : 0.230

LAP	SECTOR 1		SECTOR 2		SECTOR 3		SECTOR 4		LAP TIME	MPH	DIFF	TIME OF DAY
1 -		87.2	20.691	***108.7***	28.398	79.4	25.811	106.8	1:57.199	74.74	10.929	15:34:46.887
2 -	33.561	87.2	20.298	107.8	27.591	83.5	25.777	104.3	1:47.227	81.69	0.957	15:36:34.114
3 -	33.773	88.1	20.404	107.2	27.490	85.1	25.737	104.6	1:47.404	81.55	1.134	15:38:21.518
4 -	33.221	87.1	20.298	108.4	***27.238***	84.4	25.600	105.3	1:46.357 **(2)**	82.36	0.087	15:40:07.875
5 -	***33.195***	***88.5***	***20.020***	107.3	27.468	82.6	***25.587***	106.1	***1:46.270*** **(1)**	***82.43***		***15:41:54.145***
6 -	34.081	88.0	20.700	107.5	28.373	80.1	25.601	105.8	1:48.755	80.54	2.485	15:43:42.900
7 -	33.388	87.3	20.263	107.7	27.716	83.8	25.729	***107.0***	1:47.096 **(3)**	81.79	0.826	15:45:29.996
8 -	34.003	87.6	20.586	105.8	27.515	84.0	26.026	106.3	1:48.130	81.01	1.860	15:47:18.126
9 -	33.732	86.2	20.292	107.5	27.867	***86.1***	25.870	103.2	1:47.761	81.28	1.491	15:49:05.887

P12 78 Mig Scott KENDALL

Mini Miglia 1293 - Privateer

IDEAL LAP TIME : 1:46.133 BEST LAP TIME : 1:46.503 DIFFERENCE : 0.370

LAP	SECTOR 1		SECTOR 2		SECTOR 3		SECTOR 4		LAP TIME	MPH	DIFF	TIME OF DAY
1 -		88.0	20.335	109.4	28.093	78.1	25.640	***109.1***	1:55.937	75.55	9.434	15:34:45.625
2 -	33.754	***89.9***	***20.112***	***110.0***	27.491	79.7	25.877	105.8	1:47.234 **(3)**	81.68	0.731	15:36:32.859
3 -	33.886	86.7	20.557	108.7	27.968	82.7	***25.578***	106.0	1:47.989	81.11	1.486	15:38:20.848
4 -	***33.257***	88.3	20.293	106.5	***27.186***	***86.1***	25.767	103.8	***1:46.503*** **(1)**	***82.24***		***15:40:07.351***
5 -	33.433	88.0	20.196	108.0	27.329	79.4	25.667	105.8	1:46.625 **(2)**	82.15	0.122	15:41:53.976
6 -	34.007	***89.9***	20.700	107.0	28.289	80.3	25.874	103.2	1:48.870	80.46	2.367	15:43:42.846
7 -	33.992	87.9	20.184	108.4	27.598	82.6	25.676	106.8	1:47.450	81.52	0.947	15:45:30.296
8 -	33.733	85.9	20.714	104.6	27.628	81.9	26.159	106.0	1:48.234	80.93	1.731	15:47:18.530
9 -	33.643	87.2	20.236	109.8	28.151	84.8	25.811	105.3	1:47.841	81.22	1.338	15:49:06.371

Weather / Track : Bright / Dry

Brands Hatch GP
Circuit Length = 2.4332 miles
Start: 15:32 Flag 15:48 End: 15:51

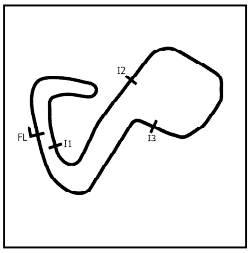

2020 Dunlop Mini Challenges supported by Mini Spares

ROUND 5 - SECTOR ANALYSIS

SECTOR 1 = FL to I1, SECTOR 2 = I1 to I2 SECTOR 3 = I2 to I3, SECTOR 4 = I3 to FL, DIFF = Difference To Personal Best Lap, P = Crossed Finish Line in Pit Lane, D = Time Disallowed

P13 500 Lib Rob DAVIS — Mini Libre 1380 - Privateer

IDEAL LAP TIME : 1:46.584 BEST LAP TIME : 1:46.852 DIFFERENCE : 0.268

LAP	SECTOR 1		SECTOR 2		SECTOR 3		SECTOR 4		LAP TIME		MPH	DIFF	TIME OF DAY
1 -		87.6	20.948	106.5	28.295	75.4	26.012	***107.0***	1:58.200		74.11	11.348	15:34:47.888
2 -	33.551	89.0	20.311	***108.4***	***27.328***	79.7	26.540	102.9	1:47.730		81.31	0.878	15:36:35.618
3 -	33.595	***89.3***	***20.258***	106.8	28.010	82.0	25.769	103.2	1:47.632	**(3)**	81.38	0.780	15:38:23.250
4 -	***33.237***	88.4	20.425	105.8	27.427	83.7	25.763	102.7	***1:46.852***	**(1)**	***81.98***		***15:40:10.102***
5 -	33.377	88.7	20.613	104.5	27.749	83.6	25.919	101.6	1:47.658		81.36	0.806	15:41:57.760
6 -	34.113	88.0	20.494	105.3	27.814	83.0	25.859	102.6	1:48.280		80.89	1.428	15:43:46.040
7 -	33.475	88.1	20.606	105.5	27.594	80.7	25.840	103.0	1:47.515	**(2)**	81.47	0.663	15:45:33.555
8 -	33.831	88.3	20.539	105.5	27.904	***83.9***	***25.761***	103.2	1:48.035		81.08	1.183	15:47:21.590
9 -	33.631	88.5	20.769	105.6	27.621	82.9	26.194	102.6	1:48.215		80.94	1.363	15:49:09.805

P14 474 Lib Josh EVANS — Mini Libre 1399 - Privateer

IDEAL LAP TIME : 1:47.114 BEST LAP TIME : 1:47.187 DIFFERENCE : 0.073

LAP	SECTOR 1		SECTOR 2		SECTOR 3		SECTOR 4		LAP TIME		MPH	DIFF	TIME OF DAY
1 -		81.9	20.581	103.2	28.552	***85.2***	25.935	***108.2***	1:59.689		73.18	12.502	15:34:49.377
2 -	33.793	83.2	***20.067***	***110.9***	***27.890***	***85.2***	***25.437***	104.6	***1:47.187***	**(1)**	***81.72***		***15:36:36.564***
3 -	***33.720***	76.8	20.243	***110.9***	28.906	***85.2***	25.750	106.1	1:48.619	**(3)**	80.64	1.432	15:38:25.183
4 -	34.085	88.3	20.146	110.3	28.280	82.9	25.854	105.1	1:48.365	**(2)**	80.83	1.178	15:40:13.548
5 -	34.089	89.8	20.201	109.2	29.246	81.0	26.182	104.3	1:49.718		79.83	2.531	15:42:03.266
6 -	34.580	88.8	20.332	107.8	29.256	79.7	26.100	104.5	1:50.268		79.44	3.081	15:43:53.534
7 -	34.090	89.0	20.079	108.5	28.561	80.8	26.405	105.8	1:49.135		80.26	1.948	15:45:42.669
8 -	33.974	***90.1***	20.639	107.7	28.736	81.5	26.350	105.1	1:49.699		79.85	2.512	15:47:32.368
9 -	33.982	89.9	20.220	108.4	28.421	82.1	26.018	105.6	1:48.641		80.63	1.454	15:49:21.009

P15 17 Mig Richard JESSOP — Mini Miglia 1293 - Privateer

IDEAL LAP TIME : 1:48.251 BEST LAP TIME : 1:48.818 DIFFERENCE : 0.567

LAP	SECTOR 1		SECTOR 2		SECTOR 3		SECTOR 4		LAP TIME		MPH	DIFF	TIME OF DAY
1 -		83.0	21.187	103.4	28.199	82.3	26.186	***101.5***	1:59.294		73.43	10.476	15:34:48.982
2 -	34.001	86.2	20.702	***105.8***	***27.953***	84.5	***26.162***	101.0	***1:48.818***	**(1)**	***80.49***		***15:36:37.800***
3 -	***33.501***	***86.8***	20.754	103.8	28.099	81.1	27.901	99.5	1:50.255		79.45	1.437	15:38:28.055
4 -	33.871	85.0	***20.635***	102.6	28.058	82.9	26.647	98.3	1:49.211	**(3)**	80.21	0.393	15:40:17.266
5 -	33.904	86.2	20.793	101.9	28.461	81.1	26.423	98.3	1:49.581		79.93	0.763	15:42:06.847
6 -	33.944	86.1	20.673	103.4	28.430	83.6	26.480	99.2	1:49.527		79.97	0.709	15:43:56.374
7 -	33.840	85.8	20.642	102.7	28.020	***84.7***	26.420	99.7	1:48.922	**(2)**	80.42	0.104	15:45:45.296
8 -	33.748	85.9	20.788	103.0	28.270	83.5	26.557	99.4	1:49.363		80.09	0.545	15:47:34.659
9 -	33.718	85.8	20.825	102.6	28.235	83.2	26.503	100.0	1:49.281		80.15	0.463	15:49:23.940

P16 132 Lib Darren COX — Mini Libre 1380 - Privateer

IDEAL LAP TIME : 1:48.929 BEST LAP TIME : 1:49.130 DIFFERENCE : 0.201

LAP	SECTOR 1		SECTOR 2		SECTOR 3		SECTOR 4		LAP TIME		MPH	DIFF	TIME OF DAY
1 -		82.0	20.956	***106.8***	28.629	***82.0***	***26.109***	***103.2***	2:00.618		72.62	11.488	15:34:50.306
2 -	34.019	87.6	***20.642***	105.0	***28.282***	79.1	26.187	103.0	***1:49.130***	**(1)**	***80.26***		***15:36:39.436***
3 -	***33.896***	87.9	20.774	104.3	28.996	77.8	26.552	100.9	1:50.218		79.47	1.088	15:38:29.654
4 -	34.134	87.7	20.767	104.6	28.807	79.3	26.416	100.6	1:50.124	**(3)**	79.54	0.994	15:40:19.778
5 -	34.199	88.5	20.716	103.8	28.741	75.7	26.965	98.9	1:50.621		79.18	1.491	15:42:10.399
6 -	34.705	87.2	20.769	104.3	28.960	75.0	26.669	100.6	1:51.103		78.84	1.973	15:44:01.502
7 -	34.236	87.2	20.950	103.4	28.465	79.1	26.626	101.8	1:50.277		79.43	1.147	15:45:51.779
8 -	34.198	***88.6***	20.829	103.5	28.586	79.7	26.420	101.3	1:50.033	**(2)**	79.61	0.903	15:47:41.812
9 -	34.181	87.3	20.872	103.4	29.486	70.2	27.215	96.6	1:51.754		78.38	2.624	15:49:33.566

Weather / Track : Bright / Dry

Brands Hatch GP
Circuit Length = 2.4332 miles
Start: 15:32 Flag 15:48 End: 15:51

2020 Dunlop Mini Challenges supported by Mini Spares

ROUND 5 - SECTOR ANALYSIS

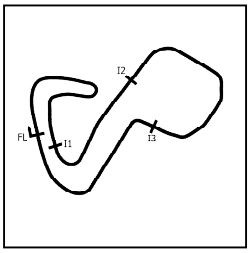

SECTOR 1 = FL to I1, SECTOR 2 = I1 to I2 SECTOR 3 = I2 to I3, SECTOR 4 = I3 to FL, DIFF = Difference To Personal Best Lap, P = Crossed Finish Line in Pit Lane, D = Time Disallowed

P17 86 Mig Jason BALDING Mini Miglia 1293 - Privateer

IDEAL LAP TIME : 1:50.384 BEST LAP TIME : 1:50.934 DIFFERENCE : 0.550

LAP	SECTOR 1		SECTOR 2		SECTOR 3		SECTOR 4		LAP TIME		MPH	DIFF	TIME OF DAY
1 -		81.1	23.395	94.6	29.919	79.6	26.956	98.6	2:04.581		70.31	13.647	15:34:54.269
2 -	36.099	73.2	22.165	99.8	28.895	82.1	27.174	95.3	1:54.333		76.61	3.399	15:36:48.602
3 -	35.212	78.5	21.985	***101.6***	29.603	78.5	***26.754***	***99.1***	1:53.554		77.14	2.620	15:38:42.156
4 -	34.617	***85.7***	21.241	99.5	29.128	79.1	27.035	98.1	1:52.021	**(3)**	78.19	1.087	15:40:34.177
5 -	34.961	84.8	21.166	101.0	29.209	82.1	26.775	97.6	1:52.111		78.13	1.177	15:42:26.288
6 -	35.230	84.5	21.195	100.9	30.156	73.9	27.226	97.5	1:53.807		76.97	2.873	15:44:20.095
7 -	34.379	82.4	21.263	100.7	***28.528***	***82.4***	26.764	97.8	***1:50.934***	**(1)**	***78.96***		***15:46:11.029***
8 -	***33.970***	84.9	21.242	95.8	29.128	79.1	26.966	97.2	1:51.306	**(2)**	78.70	0.372	15:48:02.335
9 -	34.781	85.5	***21.132***	99.8	29.110	80.6	27.110	94.6	1:52.133		78.12	1.199	15:49:54.468

P18 49 7 Ross BILLISON Mini Se7en 998 - Leftline Motorsport

IDEAL LAP TIME : 1:53.619 BEST LAP TIME : 1:54.166 DIFFERENCE : 0.547

LAP	SECTOR 1		SECTOR 2		SECTOR 3		SECTOR 4		LAP TIME		MPH	DIFF	TIME OF DAY
1 -		79.2	22.360	101.0	29.211	***81.3***	27.816	97.3	2:06.182		69.42	12.016	15:34:55.870
2 -	***35.501***	***81.3***	22.024	***101.5***	29.187	81.2	***27.454***	***98.8***	***1:54.166***	**(1)**	***76.72***		***15:36:50.036***
3 -	35.967	79.3	22.360	99.1	***28.794***	78.3	27.554	97.5	1:54.675	**(3)**	76.38	0.509	15:38:44.711
4 -	36.322	81.0	22.485	98.5	29.164	79.1	27.547	97.8	1:55.518		75.83	1.352	15:40:40.229
5 -	36.394	79.5	22.381	98.3	29.080	80.3	27.578	96.9	1:55.433		75.88	1.267	15:42:35.662
6 -	35.686	80.4	***21.870***	99.5	30.366	79.8	27.542	97.8	1:55.464		75.86	1.298	15:44:31.126
7 -	35.927	80.1	22.146	97.9	29.088	79.6	27.914	95.0	1:55.075		76.12	0.909	15:46:26.201
8 -	35.632	79.7	22.146	97.5	28.950	80.4	27.887	94.9	1:54.615	**(2)**	76.42	0.449	15:48:20.816
9 -	35.631	79.3	22.329	96.1	29.010	79.7	27.878	95.8	1:54.848		76.27	0.682	15:50:15.664

P19 73 7 Spencer WANSTALL Mini Se7en 998 - Mini Spares / KAD

IDEAL LAP TIME : 1:53.492 BEST LAP TIME : 1:54.248 DIFFERENCE : 0.756

LAP	SECTOR 1		SECTOR 2		SECTOR 3		SECTOR 4		LAP TIME		MPH	DIFF	TIME OF DAY
1 -		80.3	22.029	***100.9***	29.165	78.5	***27.325***	97.5	2:04.369		70.43	10.121	15:34:54.057
2 -	35.892	80.0	22.113	99.2	***28.796***	76.5	27.447	97.6	***1:54.248***	**(1)**	***76.67***		***15:36:48.305***
3 -	***35.529***	80.5	22.142	98.9	30.417	76.6	28.056	95.1	1:56.144		75.42	1.896	15:38:44.449
4 -	36.039	80.8	21.957	97.5	29.708	77.0	27.679	95.0	1:55.383		75.91	1.135	15:40:39.832
5 -	35.904	79.4	22.226	96.9	29.096	***79.9***	27.685	94.6	1:54.911		76.23	0.663	15:42:34.743
6 -	35.894	***81.5***	22.225	97.9	30.298	77.7	27.686	95.4	1:56.103		75.44	1.855	15:44:30.846
7 -	35.841	80.3	22.406	98.1	29.813	76.1	27.501	***98.5***	1:55.561		75.80	1.313	15:46:26.407
8 -	35.884	81.1	***21.842***	100.3	29.009	77.8	27.809	95.3	1:54.544	**(2)**	76.47	0.296	15:48:20.951
9 -	35.994	80.2	22.254	99.4	28.869	78.5	27.754	97.8	1:54.871	**(3)**	76.25	0.623	15:50:15.822

P20 1 7 Jeff SMITH Mini Se7en 998 - Privateer

IDEAL LAP TIME : 1:53.240 BEST LAP TIME : 1:54.189 DIFFERENCE : 0.949

LAP	SECTOR 1		SECTOR 2		SECTOR 3		SECTOR 4		LAP TIME		MPH	DIFF	TIME OF DAY
1 -		80.0	22.203	97.8	28.762	82.0	27.622	94.1	2:04.045		70.61	9.856	15:34:53.733
2 -	***35.410***	78.5	22.416	95.1	***28.629***	81.1	27.734	92.9	***1:54.189***	**(1)**	***76.71***		***15:36:47.922***
3 -	35.580	79.0	22.583	95.7	30.461	77.7	27.854	95.7	1:56.478		75.20	2.289	15:38:44.400
4 -	35.722	77.4	22.429	94.6	29.740	77.8	27.793	96.8	1:55.684		75.72	1.495	15:40:40.084
5 -	36.428	78.9	22.388	96.5	28.679	81.7	***27.360***	96.8	1:54.855	**(2)**	76.26	0.666	15:42:34.939
6 -	36.008	80.7	22.073	98.1	30.894	80.7	27.507	98.3	1:56.482		75.20	2.293	15:44:31.421
7 -	35.823	***80.8***	22.116	***100.0***	29.671	79.0	27.601	***99.1***	1:55.211	**(3)**	76.03	1.022	15:46:26.632
8 -	36.489	80.0	***21.841***	99.1	28.993	***82.8***	28.040	95.4	1:55.363		75.93	1.174	15:48:21.995
9 -	36.310	79.6	22.396	96.6	28.810	80.7	27.924	93.4	1:55.440		75.88	1.251	15:50:17.435

Weather / Track : Bright / Dry

Brands Hatch GP
Circuit Length = 2.4332 miles
Start: 15:32 Flag 15:48 End: 15:51

2020 Dunlop Mini Challenges supported by Mini Spares

ROUND 5 - SECTOR ANALYSIS

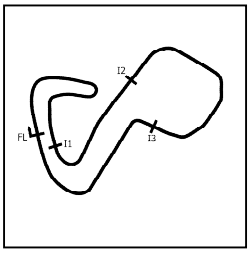

SECTOR 1 = FL to I1, SECTOR 2 = I1 to I2 SECTOR 3 = I2 to I3, SECTOR 4 = I3 to FL, DIFF = Difference To Personal Best Lap, P = Crossed Finish Line in Pit Lane, D = Time Disallowed

P21 46 7 Max HUNTER

Mini Se7en 1000 - Hunter Racetech

IDEAL LAP TIME : 1:54.001 BEST LAP TIME : 1:54.399 DIFFERENCE : 0.398

LAP	SECTOR 1		SECTOR 2		SECTOR 3		SECTOR 4		LAP TIME		MPH	DIFF	TIME OF DAY
1 -		76.0	***22.032***	98.1	29.935	***80.1***	***27.586***	***96.4***	2:06.474		69.26	12.075	15:34:56.162
2 -	***35.516***	***79.4***	22.322	97.1	***28.867***	78.0	27.694	95.5	***1:54.399***	**(1)**	***76.57***		***15:36:50.561***
3 -	35.605	78.7	22.403	97.1	28.876	78.0	27.748	95.3	1:54.632	**(2)**	76.41	0.233	15:38:45.193
4 -	36.203	78.4	22.366	***98.2***	29.677	77.4	27.685	93.8	1:55.931		75.56	1.532	15:40:41.124
5 -	35.948	78.6	22.676	96.1	28.960	76.0	27.678	93.7	1:55.262		75.99	0.863	15:42:36.386
6 -	35.862	78.6	22.086	97.3	30.336	75.8	27.832	94.7	1:56.116		75.44	1.717	15:44:32.502
7 -	35.911	77.7	22.196	96.6	29.045	74.9	27.777	94.2	1:54.929	**(3)**	76.21	0.530	15:46:27.431
8 -	36.085	77.5	22.327	96.1	29.297	77.2	27.967	92.6	1:55.676		75.72	1.277	15:48:23.107
9 -	35.983	77.3	22.411	95.3	29.044	77.4	28.308	92.5	1:55.746		75.68	1.347	15:50:18.853

P22 77 7 Andrew DEVINY

Mini Se7en 998 - Privateer

IDEAL LAP TIME : 1:53.863 BEST LAP TIME : 1:54.420 DIFFERENCE : 0.557

LAP	SECTOR 1		SECTOR 2		SECTOR 3		SECTOR 4		LAP TIME		MPH	DIFF	TIME OF DAY
1 -		78.7	***22.036***	***99.8***	29.624	80.4	27.630	96.2	2:05.602		69.74	11.182	15:34:55.290
2 -	35.885	79.3	22.048	98.9	28.821	80.4	27.666	96.1	***1:54.420***	**(1)**	***76.55***		***15:36:49.710***
3 -	35.737	79.2	22.243	96.6	29.140	75.8	27.730	94.7	1:54.850	**(3)**	76.27	0.430	15:38:44.560
4 -	36.360	80.0	22.819	95.3	29.226	76.9	***27.394***	***98.6***	1:55.799		75.64	1.379	15:40:40.359
5 -	36.355	79.7	22.708	97.9	28.949	74.3	27.499	97.9	1:55.511		75.83	1.091	15:42:35.870
6 -	35.811	80.2	22.078	98.2	30.531	80.6	27.810	96.4	1:56.230		75.36	1.810	15:44:32.100
7 -	***35.683***	***80.3***	22.129	98.8	29.307	75.4	27.551	98.2	1:54.670	**(2)**	76.39	0.250	15:46:26.770
8 -	35.997	80.0	22.068	98.8	28.917	***81.3***	28.087	93.5	1:55.069		76.12	0.649	15:48:21.839
9 -	35.980	79.7	24.118	95.8	***28.750***	79.4	28.183	93.5	1:57.031		74.85	2.611	15:50:18.870

P23 616 Lib Justin COOPER

Mini Libre 1380 - Postmill Garage / Specialist Components

IDEAL LAP TIME : 1:54.671 BEST LAP TIME : 1:55.043 DIFFERENCE : 0.372

LAP	SECTOR 1		SECTOR 2		SECTOR 3		SECTOR 4		LAP TIME		MPH	DIFF	TIME OF DAY
1 -		79.2	22.487	93.3	31.693	75.4	***27.435***	***105.3***	2:13.061		65.83	18.018	15:35:02.749
2 -	36.586	79.1	22.798	97.5	31.712	73.2	27.439	101.3	1:58.535		73.90	3.492	15:37:01.284
3 -	35.454	***84.7***	21.280	96.8	31.595	75.1	27.830	100.9	1:56.159	**(3)**	75.41	1.116	15:38:57.443
4 -	35.475	83.1	21.559	97.5	31.590	71.6	28.074	97.8	1:56.698		75.06	1.655	15:40:54.141
5 -	36.357	82.5	21.832	95.0	31.687	72.3	28.056	96.6	1:57.932		74.27	2.889	15:42:52.073
6 -	35.636	83.0	21.268	101.2	31.328	73.9	27.645	100.3	1:55.877	**(2)**	75.59	0.834	15:44:47.950
7 -	35.528	84.6	21.621	***101.3***	31.462	71.3	28.452	97.2	1:57.063		74.83	2.020	15:46:45.013
8 -	35.766	82.5	21.638	100.4	31.545	73.9	27.879	98.6	1:56.828		74.98	1.785	15:48:41.841
9 -	***35.447***	83.2	***21.127***	99.8	***30.662***	***77.5***	27.807	98.2	***1:55.043***	**(1)**	***76.14***		***15:50:36.884***

P24 5 7 Lee ROBERTS

Mini Se7en 998 - Whights Classic Paint Restoration

IDEAL LAP TIME : 1:55.167 BEST LAP TIME : 1:55.167 DIFFERENCE : 0.000

LAP	SECTOR 1		SECTOR 2		SECTOR 3		SECTOR 4		LAP TIME		MPH	DIFF	TIME OF DAY
1 -		76.9	22.428	***98.6***	29.971	***80.4***	27.883	***96.1***	2:07.372		68.77	12.205	15:34:57.060
2 -	***35.695***	***79.8***	***22.060***	97.9	***29.533***	79.7	***27.879***	94.7	***1:55.167***	**(1)**	***76.06***		***15:36:52.227***
3 -	36.017	78.9	22.235	96.5	29.805	77.0	28.263	93.2	1:56.320	**(2)**	75.30	1.153	15:38:48.547
4 -	36.104	77.6	22.411	95.5	30.076	76.0	28.495	92.6	1:57.086	**(3)**	74.81	1.919	15:40:45.633
5 -	36.435	78.3	22.442	95.4	30.188	75.8	28.595	91.9	1:57.660		74.45	2.493	15:42:43.293
6 -	36.363	78.5	22.681	94.6	30.563	75.4	28.470	92.8	1:58.077		74.18	2.910	15:44:41.370
7 -	36.366	78.9	22.535	94.9	30.253	77.4	28.930	92.3	1:58.084		74.18	2.917	15:46:39.454
8 -	36.802	78.2	22.741	94.2	30.671	77.2	28.727	92.5	1:58.941		73.64	3.774	15:48:38.395
9 -	36.384	78.3	22.954	93.8	30.484	74.1	29.377	93.5	1:59.199		73.48	4.032	15:50:37.594

Weather / Track : Bright / Dry

Brands Hatch GP
Circuit Length = 2.4332 miles
Start: 15:32 Flag 15:48 End: 15:51

2020 Dunlop Mini Challenges supported by Mini Spares

ROUND 5 - SECTOR ANALYSIS

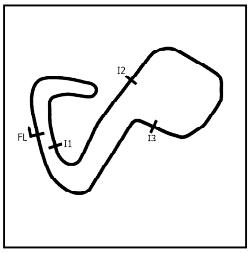

SECTOR 1 = FL to I1, SECTOR 2 = I1 to I2 SECTOR 3 = I2 to I3, SECTOR 4 = I3 to FL, DIFF = Difference To Personal Best Lap, P = Crossed Finish Line in Pit Lane, D = Time Disallowed

P25 6 7 Graeme DAVIS Mini Se7en 998 - Privateer

IDEAL LAP TIME : 1:57.407 BEST LAP TIME : 1:58.671 DIFFERENCE : 1.264

LAP	SECTOR 1		SECTOR 2		SECTOR 3		SECTOR 4		LAP TIME		MPH	DIFF	TIME OF DAY
1 -		71.3	23.062	92.0	31.918	75.6	***28.401***	***95.4***	2:14.426		65.16	15.755	15:35:04.114
2 -	***36.488***	74.2	23.381	94.2	31.476	76.2	28.857	94.2	2:00.202		72.87	1.531	15:37:04.316
3 -	37.342	***78.2***	***22.577***	96.4	29.985	75.8	28.767	94.6	***1:58.671***	**(1)**	***73.81***		***15:39:02.987***
4 -	36.978	74.3	23.317	94.6	30.003	74.4	28.717	93.0	1:59.015		73.60	0.344	15:41:02.002
5 -	37.193	76.9	22.793	95.7	***29.941***	***79.7***	28.870	94.2	1:58.797	**(3)**	73.73	0.126	15:43:00.799
6 -	36.852	76.8	22.793	93.3	30.406	77.3	28.713	92.1	1:58.764	**(2)**	73.75	0.093	15:44:59.563
7 -	37.364	75.6	23.217	93.0	30.714	75.6	28.846	92.0	2:00.141		72.91	1.470	15:46:59.704
8 -	37.426	76.5	22.758	***97.9***	30.317	76.4	28.925	92.8	1:59.426		73.34	0.755	15:48:59.130

P26 736 7 S Thorburn ASTIN Mini Se7en S 1275 - Privateer

IDEAL LAP TIME : 1:58.299 BEST LAP TIME : 1:58.816 DIFFERENCE : 0.517

LAP	SECTOR 1		SECTOR 2		SECTOR 3		SECTOR 4		LAP TIME		MPH	DIFF	TIME OF DAY
1 -		74.6	22.928	***96.8***	31.013	74.8	28.837	***94.7***	2:12.552		66.08	13.736	15:35:02.240
2 -	37.003	75.6	23.000	96.6	31.005	67.7	29.300	91.8	2:00.308		72.81	1.492	15:37:02.548
3 -	37.561	76.4	23.053	93.3	30.492	71.6	29.203	90.5	2:00.309		72.81	1.493	15:39:02.857
4 -	37.186	***76.6***	23.283	92.4	30.703	70.2	28.550	92.4	1:59.722		73.16	0.906	15:41:02.579
5 -	***36.761***	74.8	22.963	95.0	***30.389***	73.3	28.703	92.9	***1:58.816***	**(1)**	***73.72***		***15:43:01.395***
6 -	37.270	75.5	***22.810***	94.3	31.218	69.9	***28.339***	92.6	1:59.637	**(3)**	73.22	0.821	15:45:01.032
7 -	36.867	75.4	22.838	93.5	30.856	72.7	28.502	93.3	1:59.063	**(2)**	73.57	0.247	15:47:00.095
8 -	37.332	74.5	23.167	94.9	30.642	***76.0***	28.704	91.9	1:59.845		73.09	1.029	15:48:59.940

P27 38 7 Steven HOPPER Mini Se7en 998 - D&P Motors / Roonspeed

IDEAL LAP TIME : 1:58.036 BEST LAP TIME : 1:58.637 DIFFERENCE : 0.601

LAP	SECTOR 1		SECTOR 2		SECTOR 3		SECTOR 4		LAP TIME		MPH	DIFF	TIME OF DAY
1 -		74.8	23.464	95.3	31.071	74.1	29.044	92.1	2:12.584		66.06	13.947	15:35:02.272
2 -	37.295	75.6	23.599	95.3	31.770	76.0	28.700	93.8	2:01.364		72.17	2.727	15:37:03.636
3 -	37.350	76.4	22.818	95.1	30.147	73.0	28.830	93.8	1:59.145	**(2)**	73.52	0.508	15:39:02.781
4 -	37.266	73.0	23.568	95.3	30.666	69.8	28.616	93.8	2:00.116		72.92	1.479	15:41:02.897
5 -	36.922	***77.2***	***22.784***	***96.4***	30.371	70.8	28.560	93.7	***1:58.637***	**(1)**	***73.83***		***15:43:01.534***
6 -	***36.917***	***77.2***	22.827	95.7	31.102	73.5	28.616	92.3	1:59.462	**(3)**	73.32	0.825	15:45:00.996
7 -	37.801	69.2	22.993	95.0	30.489	75.0	***28.241***	***94.3***	1:59.524		73.28	0.887	15:47:00.520
8 -	37.746	75.7	23.776	96.1	***30.094***	***76.7***	28.476	90.9	2:00.092		72.94	1.455	15:49:00.612

P28 742 7 S Benjamin BUTLER Mini Se7en S 1275 - Privateer

IDEAL LAP TIME : 1:58.195 BEST LAP TIME : 1:59.086 DIFFERENCE : 0.891

LAP	SECTOR 1		SECTOR 2		SECTOR 3		SECTOR 4		LAP TIME		MPH	DIFF	TIME OF DAY
1 -		74.9	22.882	***96.9***	30.792	73.8	28.835	93.3	2:11.503		66.61	12.417	15:35:01.191
2 -	37.567	73.1	22.936	95.0	30.935	71.1	28.907	92.5	2:00.345		72.78	1.259	15:37:01.536
3 -	38.069	***76.8***	22.572	94.2	31.316	68.7	28.910	92.6	2:00.867		72.47	1.781	15:39:02.403
4 -	36.966	75.3	22.801	95.3	30.715	72.3	28.663	91.5	1:59.145	**(2)**	73.52	0.059	15:41:01.548
5 -	37.073	76.2	22.714	95.0	***30.473***	73.8	28.826	91.9	***1:59.086***	**(1)**	***73.55***		***15:43:00.634***
6 -	37.324	75.1	***22.467***	96.1	31.354	72.6	28.485	94.2	1:59.630	**(3)**	73.22	0.544	15:45:00.264
7 -	***36.775***	76.7	23.152	93.7	32.584	69.4	***28.480***	***95.0***	2:00.991		72.40	1.905	15:47:01.255
8 -	37.616	74.4	23.132	95.4	31.031	***74.3***	28.535	92.0	2:00.314		72.80	1.228	15:49:01.569

Weather / Track : Bright / Dry

Brands Hatch GP
Circuit Length = 2.4332 miles
Start: 15:32 Flag 15:48 End: 15:51

2020 Dunlop Mini Challenges supported by Mini Spares

ROUND 5 - SECTOR ANALYSIS

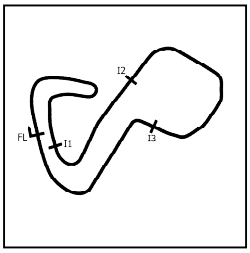

SECTOR 1 = FL to I1, SECTOR 2 = I1 to I2 SECTOR 3 = I2 to I3, SECTOR 4 = I3 to FL, DIFF = Difference To Personal Best Lap, P = Crossed Finish Line in Pit Lane, D = Time Disallowed

P29 10 7 Julian PROCTOR Mini Se7en 998 - Privateer

IDEAL LAP TIME : 1:59.001 BEST LAP TIME : 1:59.236 DIFFERENCE : 0.235

LAP	SECTOR 1		SECTOR 2		SECTOR 3		SECTOR 4		LAP TIME		MPH	DIFF	TIME OF DAY
1 -		75.6	23.118	93.5	31.429	***75.9***	28.971	***93.4***	2:12.276		66.22	13.040	15:35:01.964
2 -	36.949	***77.6***	23.193	95.0	30.836	71.4	30.209	91.9	2:01.187		72.28	1.951	15:37:03.151
3 -	39.212	77.4	22.967	95.1	31.094	70.3	29.932	92.5	2:03.205		71.09	3.969	15:39:06.356
4 -	37.019	77.5	22.830	***96.0***	30.727	***75.9***	***28.660***	93.2	***1:59.236***	**(1)**	***73.46***		***15:41:05.592***
5 -	37.044	77.1	23.019	93.4	***30.695***	***75.9***	28.921	90.4	1:59.679	**(2)**	73.19	0.443	15:43:05.271
6 -	***36.867***	76.2	23.092	93.8	30.909	75.4	28.950	91.1	1:59.818		73.10	0.582	15:45:05.089
7 -	37.008	76.3	23.058	93.4	30.920	75.8	29.183	92.8	2:00.169		72.89	0.933	15:47:05.258
8 -	37.347	75.2	***22.779***	94.3	30.713	75.7	28.926	92.1	1:59.765	**(3)**	73.14	0.529	15:49:05.023

P30 31 7 Jordan SIMS Mini Se7en 998 - Clearsons / Roonspeed

IDEAL LAP TIME : 1:58.508 BEST LAP TIME : 1:59.186 DIFFERENCE : 0.678

LAP	SECTOR 1		SECTOR 2		SECTOR 3		SECTOR 4		LAP TIME		MPH	DIFF	TIME OF DAY
1 -		75.0	23.052	95.3	32.025	73.9	28.767	***94.5***	2:13.363		65.68	14.177	15:35:03.051
2 -	37.818	70.4	23.144	94.2	31.561	73.0	30.319	91.4	2:02.842		71.30	3.656	15:37:05.893
3 -	37.232	***77.4***	22.811	96.1	30.896	72.5	29.712	86.9	2:00.651		72.60	1.465	15:39:06.544
4 -	37.034	76.6	22.838	95.0	30.844	72.7	***28.557***	94.3	1:59.273	**(2)**	73.44	0.087	15:41:05.817
5 -	38.118	76.9	***22.594***	***96.2***	***30.573***	67.1	28.820	93.4	2:00.105		72.93	0.919	15:43:05.922
6 -	36.803	77.1	22.647	93.8	31.551	73.4	28.725	93.3	1:59.726	**(3)**	73.16	0.540	15:45:05.648
7 -	***36.784***	76.8	22.904	90.6	31.224	73.9	29.443	93.3	2:00.355		72.78	1.169	15:47:06.003
8 -	37.022	76.5	22.642	95.8	30.730	***74.8***	28.792	91.1	***1:59.186***	**(1)**	***73.49***		***15:49:05.189***

P31 720 7 S Ben CUTLER Mini Se7en S 1293 - Privateer

IDEAL LAP TIME : 1:58.324 BEST LAP TIME : 1:59.293 DIFFERENCE : 0.969

LAP	SECTOR 1		SECTOR 2		SECTOR 3		SECTOR 4		LAP TIME		MPH	DIFF	TIME OF DAY
1 -		68.8	25.745	92.6	30.863	77.4	29.250	91.9	2:16.909		63.98	17.616	15:35:06.597
2 -	36.824	75.3	22.659	94.7	30.919	76.2	29.312	***92.6***	1:59.714	**(2)**	73.17	0.421	15:37:06.311
3 -	37.696	75.7	***22.537***	***95.5***	***30.298***	76.5	29.306	92.5	1:59.837	**(3)**	73.09	0.544	15:39:06.148
4 -	***36.500***	***76.4***	22.831	93.9	30.628	72.0	29.334	89.3	***1:59.293***	**(1)**	***73.43***		***15:41:05.441***
5 -	37.605	75.9	22.933	***95.5***	30.705	68.0	***28.989***	91.8	2:00.232		72.85	0.939	15:43:05.673
6 -	37.557	75.4	23.471	93.0	30.620	71.1	30.125	87.6	2:01.773		71.93	2.480	15:45:07.446
7 -	37.621	74.0	23.100	92.5	31.917	75.9	30.079	90.8	2:02.717		71.38	3.424	15:47:10.163
8 -	37.353	74.2	23.398	92.0	30.744	***78.2***	29.212	89.5	2:00.707		72.57	1.414	15:49:10.870

P32 712 7 S Greg DAW Mini Se7en S 1293 - Paul Inch Engine Services

IDEAL LAP TIME : 1:59.578 BEST LAP TIME : 2:00.186 DIFFERENCE : 0.608

LAP	SECTOR 1		SECTOR 2		SECTOR 3		SECTOR 4		LAP TIME		MPH	DIFF	TIME OF DAY
1 -		75.1	23.338	95.3	31.325	71.9	29.590	91.5	2:14.599		65.08	14.413	15:35:04.287
2 -	37.057	75.4	23.256	95.0	31.181	75.8	30.252	89.7	2:01.746		71.95	1.560	15:37:06.033
3 -	38.396	75.2	23.214	***95.4***	31.106	74.0	29.150	***93.2***	2:01.866		71.88	1.680	15:39:07.899
4 -	36.809	***77.2***	***22.984***	94.1	31.947	75.4	29.024	89.5	2:00.764	**(3)**	72.53	0.578	15:41:08.663
5 -	37.081	75.8	23.170	92.8	31.536	76.6	29.069	89.4	2:00.856		72.48	0.670	15:43:09.519
6 -	37.177	74.1	23.248	92.3	31.261	76.1	29.084	90.5	2:00.770		72.53	0.584	15:45:10.289
7 -	***36.779***	75.3	23.270	92.5	***31.010***	77.8	29.127	93.0	***2:00.186***	**(1)**	***72.88***		***15:47:10.475***
8 -	36.984	75.5	23.564	91.5	31.270	***79.5***	***28.805***	92.9	2:00.623	**(2)**	72.62	0.437	15:49:11.098

Weather / Track : Bright / Dry

Brands Hatch GP
Circuit Length = 2.4332 miles
Start: 15:32 Flag 15:48 End: 15:51

2020 Dunlop Mini Challenges supported by Mini Spares

ROUND 5 - SECTOR ANALYSIS

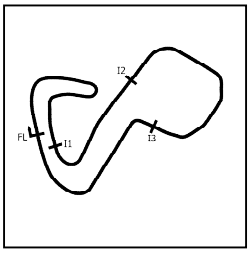

SECTOR 1 = FL to I1, SECTOR 2 = I1 to I2 SECTOR 3 = I2 to I3, SECTOR 4 = I3 to FL, DIFF = Difference To Personal Best Lap, P = Crossed Finish Line in Pit Lane, D = Time Disallowed

P33 796 7 S Mark CHAPPELL — Mini Se7en S 1275 - Privateer

IDEAL LAP TIME : 1:59.780 BEST LAP TIME : 2:00.188 DIFFERENCE : 0.408

LAP	SECTOR 1		SECTOR 2		SECTOR 3		SECTOR 4		LAP TIME		MPH	DIFF	TIME OF DAY
1 -		71.4	23.273	95.4	31.771	74.6	29.423	***93.9***	2:16.976		63.95	16.788	15:35:06.664
2 -	***37.000***	73.2	***23.007***	***96.0***	***31.014***	***74.9***	29.167	93.0	***2:00.188***	**(1)**	***72.88***		***15:37:06.852***
3 -	37.955	***77.4***	23.054	94.9	31.478	68.6	29.083	93.8	2:01.570		72.05	1.382	15:39:08.422
4 -	37.369	75.8	23.217	94.6	31.486	69.8	29.040	91.9	2:01.112	**(3)**	72.32	0.924	15:41:09.534
5 -	37.265	75.6	23.357	94.6	31.610	73.1	28.992	91.5	2:01.224		72.26	1.036	15:43:10.758
6 -	37.071	76.4	23.417	93.4	31.137	72.9	***28.759***	92.5	2:00.384	**(2)**	72.76	0.196	15:45:11.142
7 -	37.216	76.5	23.621	87.0	33.443	65.5	29.419	91.1	2:03.699		70.81	3.511	15:47:14.841
8 -	39.278	74.4	23.312	95.4	31.987	71.6	29.141	90.5	2:03.718		70.80	3.530	15:49:18.559

P34 729 7 S Darren JEREMIAH — Mini Se7en S 1300 - Privateer

IDEAL LAP TIME : 2:02.477 BEST LAP TIME : 2:03.169 DIFFERENCE : 0.692

LAP	SECTOR 1		SECTOR 2		SECTOR 3		SECTOR 4		LAP TIME		MPH	DIFF	TIME OF DAY
1 -		72.7	23.944	87.2	34.541	69.0	30.036		2:21.332		61.98	18.163	15:35:11.020
2 -	37.846	76.2	***23.689***	87.7	33.897	68.0	30.109		2:05.541		69.77	2.372	15:37:16.561
3 -	38.125	76.0	24.624	87.1	33.141	67.7	29.814		2:05.704		69.68	2.535	15:39:22.265
4 -	38.143	76.0	23.860	89.3	33.024	70.6	29.949		2:04.976	**(2)**	70.09	1.807	15:41:27.241
5 -	38.284	***76.4***	23.796	90.3	32.756	69.2	30.359		2:05.195	**(3)**	69.96	2.026	15:43:32.436
6 -	39.935	75.9	25.243	78.4	***31.932***	***74.0***	***29.438***		2:06.548		69.22	3.379	15:45:38.984
7 -	***37.418***	73.1	23.972	***91.6***	31.944	71.6	29.835		***2:03.169***	**(1)**	***71.12***		***15:47:42.153***
8 -	40.301	74.5	24.014	90.9	32.504	71.6	29.769		2:06.588		69.19	3.419	15:49:48.741

P35 57 7 Philip GILLIBRAND — Mini Se7en 998 - Privateer

IDEAL LAP TIME : 2:06.704 BEST LAP TIME : 2:10.080 DIFFERENCE : 3.376

LAP	SECTOR 1		SECTOR 2		SECTOR 3		SECTOR 4		LAP TIME		MPH	DIFF	TIME OF DAY
1 -		49.1	***25.009***	***89.5***	***32.201***	***70.9***	***30.124***	***83.8***	2:28.172		59.11	18.092	15:35:17.860
2 -	***39.370***	***68.4***	26.024	79.2	34.032	67.3	30.654	82.2	***2:10.080***	**(1)**	***67.34***		***15:37:27.940***
3 -	39.994	65.0	25.588	81.7	34.587	65.9	31.188	80.9	2:11.357	**(2)**	66.68	1.277	15:39:39.297
4 -	39.944	67.7	25.925	80.9	35.166	62.4	33.362	83.2	2:14.397		65.17	4.317	15:41:53.694
5 -	40.255	67.1	25.862	82.7	34.068	64.7	31.705	80.9	2:11.890	**(3)**	66.41	1.810	15:44:05.584
6 -	40.602	66.1	26.042	80.7	34.321	65.8	31.894	79.8	2:12.859		65.93	2.779	15:46:18.443
7 -	40.624	66.1	26.031	79.5	33.920	65.0	33.060	73.9	2:13.635		65.55	3.555	15:48:32.078
8 -	42.648	60.4	28.175	72.0	36.902	57.9	34.454	70.8	2:22.179		61.61	12.099	15:50:54.257

P36 11 Mig Kane ASTIN — Mini Miglia 1293 - One Broker Insurance

IDEAL LAP TIME : 1:45.420 BEST LAP TIME : 1:45.889 DIFFERENCE : 0.469

LAP	SECTOR 1		SECTOR 2		SECTOR 3		SECTOR 4		LAP TIME		MPH	DIFF	TIME OF DAY
1 -		87.0	20.189	103.4	27.417	86.2	26.064	99.8	1:53.018		77.50	7.129	15:34:42.706
2 -	33.040	89.2	20.085	105.1	27.598	***87.4***	25.446	106.0	1:46.169		82.50	0.280	15:36:28.875
3 -	32.964	89.4	20.031	106.5	27.557	86.9	25.718	103.5	1:46.270		82.43	0.381	15:38:15.145
4 -	33.252	88.6	19.956	108.9	***27.244***	83.9	25.548	102.9	1:46.000	**(3)**	82.64	0.111	15:40:01.145
5 -	33.028	***89.8***	19.933	110.7	27.469	80.7	25.546	104.8	1:45.976	**(2)**	82.65	0.087	15:41:47.121
6 -	33.437	89.0	***19.919***	110.7	27.513	86.7	***25.316***	104.3	1:46.185		82.49	0.296	15:43:33.306
7 -	***32.941***	88.6	19.952	***110.9***	27.371	82.6	25.625	***107.3***	***1:45.889***	**(1)**	***82.72***		***15:45:19.195***

P37 29 Mig Dave DREW — Mini Miglia 1293 - Privateer

IDEAL LAP TIME : 1:45.897 BEST LAP TIME : 1:46.165 DIFFERENCE : 0.268

LAP	SECTOR 1		SECTOR 2		SECTOR 3		SECTOR 4		LAP TIME		MPH	DIFF	TIME OF DAY
1 -		89.4	20.170	***111.4***	28.315	82.7	25.700	***110.0***	1:55.774		75.66	9.609	15:34:45.462
2 -	33.381	88.5	20.000	109.4	***27.798***	80.2	***25.509***	107.7	1:46.688	**(2)**	82.10	0.523	15:36:32.150
3 -	34.300	88.4	20.180	107.5	27.859	***86.0***	25.585	107.8	1:47.924	**(3)**	81.16	1.759	15:38:20.074
4 -	***32.936***	***91.1***	***19.654***	***111.4***	27.959	83.1	25.616	106.5	***1:46.165***	**(1)**	***82.51***		***15:40:06.239***

Weather / Track : Bright / Dry

Brands Hatch GP
Circuit Length = 2.4332 miles
Start: 15:32 Flag 15:48 End: 15:51

2020 Dunlop Mini Challenges supported by Mini Spares

ROUND 5 - SECTOR ANALYSIS

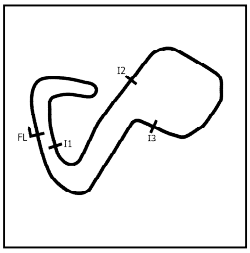

SECTOR 1 = FL to I1, SECTOR 2 = I1 to I2 SECTOR 3 = I2 to I3, SECTOR 4 = I3 to FL, DIFF = Difference To Personal Best Lap, P = Crossed Finish Line in Pit Lane, D = Time Disallowed

P38 53 Mig Niven BURGE — Mini Miglia 1275 - Burge & Sons Builders Ltd Racing

IDEAL LAP TIME : 1:45.593 BEST LAP TIME : 1:46.045 DIFFERENCE : 0.452

LAP	SECTOR 1		SECTOR 2		SECTOR 3		SECTOR 4		LAP TIME		MPH	DIFF	TIME OF DAY
1 -		84.4	20.564	***110.5***	28.318	77.9	25.813	105.8	1:56.793		75.00	10.748	15:34:46.481
2 -	33.132	***90.3***	20.060	109.4	***27.718***	79.7	25.752	***106.8***	1:46.662	**(2)**	82.12	0.617	15:36:33.143
3 -	33.650	87.3	20.096	110.0	28.144	***82.5***	***25.451***	106.1	1:47.341	**(3)**	81.60	1.296	15:38:20.484
4 -	***32.692***	90.0	***19.732***	110.3	28.056	82.3	25.565	104.8	***1:46.045***	**(1)**	***82.60***		***15:40:06.529***

P39 758 7 S Matthew AYRES — Mini Se7en S 1300 - Privateer

IDEAL LAP TIME : 1:58.187 BEST LAP TIME : 1:59.024 DIFFERENCE : 0.837

LAP	SECTOR 1		SECTOR 2		SECTOR 3		SECTOR 4		LAP TIME		MPH	DIFF	TIME OF DAY
1 -		74.1	23.467	95.7	30.728	***74.7***	***28.624***	***94.9***	2:12.704		66.01	13.680	15:35:02.392
2 -	38.318	70.9	24.045	95.0	31.269	70.5	29.684	91.6	2:03.316	**(3)**	71.03	4.292	15:37:05.708
3 -	37.014	***75.5***	***22.760***	***96.5***	31.013	73.5	28.942	93.0	1:59.729	**(2)**	73.16	0.705	15:39:05.437
4 -	***36.639***	74.8	23.557	93.4	***30.164***	74.6	28.664	90.9	***1:59.024***	**(1)**	***73.59***		***15:41:04.461***

P40 715 7 S Jonnie KENT — Mini Se7en S 1275 - Privateer

IDEAL LAP TIME : 1:59.427 BEST LAP TIME : 2:00.963 DIFFERENCE : 1.536

LAP	SECTOR 1		SECTOR 2		SECTOR 3		SECTOR 4		LAP TIME		MPH	DIFF	TIME OF DAY
1 -		74.4	23.352	96.2	31.810	73.9	***28.710***	94.1	2:15.593	**(3)**	64.60	14.630	15:35:05.281
2 -	***36.802***	77.9	22.898	89.5	32.027	***75.4***	29.282	94.2	2:01.009	**(2)**	72.39	0.046	15:37:06.290
3 -	38.213	77.6	22.656	***97.2***	***31.356***	73.8	28.738	***95.1***	***2:00.963***	**(1)**	***72.41***		***15:39:07.253***

P41 171 Lib Dan LEWIS — Mini Libre 1293 - Privateer

IDEAL LAP TIME : 1:46.987 BEST LAP TIME : 1:48.067 DIFFERENCE : 1.080

LAP	SECTOR 1		SECTOR 2		SECTOR 3		SECTOR 4		LAP TIME		MPH	DIFF	TIME OF DAY
1 -		87.7	20.460	110.7	28.138	76.5	***25.808***	***110.1***	1:57.831	**(2)**	74.34	9.764	15:34:47.519
2 -	33.541	87.7	***19.930***	***112.4***	***27.946***	***79.4***	26.650	107.0	***1:48.067***	**(1)**	***81.05***		***15:36:35.586***

P42 72 Mig Robert HOWARD — Mini Miglia 1293 - Privateer

IDEAL LAP TIME : 1:48.934 BEST LAP TIME : 1:49.004 DIFFERENCE : 0.070

LAP	SECTOR 1		SECTOR 2		SECTOR 3		SECTOR 4		LAP TIME		MPH	DIFF	TIME OF DAY
1 -		87.6	20.711	***109.6***	28.346	77.0	***26.052***	***107.2***	1:57.671	**(2)**	74.44	8.667	15:34:47.359
2 -	***34.403***	***87.8***	***20.522***	108.9	***27.957***	***83.2***	26.122	104.6	***1:49.004***	**(1)**	***80.36***		***15:36:36.363***

Weather / Track : Bright / Dry

Brands Hatch GP
Circuit Length = 2.4332 miles
Start: 15:32 Flag 15:48 End: 15:51

2020 Dunlop Mini Challenges supported by Mini Spares

ROUND 5 - BEST SPEEDS

	INTERMEDIATE 1			INTERMEDIATE 2			INTERMEDIATE 3			FINISH LINE		
POS	NO	NAME	MPH	NO	NAME	MPH	NO	NAME	MPH	NO	NAME	MPH
1	56	PADMORE	91.3	21	SMITH	113.1	0	PEACOCK	88.5	70	JORDAN	110.3
2	23	DEETH	91.3	85	SUMMERHAYES	112.5	21	SMITH	88.1	37	CUTHBERTSON	110.3
3	29	DREW	91.1	171	LEWIS	112.4	11	ASTIN	87.4	23	DEETH	110.1
4	21	SMITH	91.0	56	PADMORE	112.0	32	OWENS	87.3	171	LEWIS	110.1
5	85	SUMMERHAYES	91.0	23	DEETH	112.0	56	PADMORE	86.5	29	DREW	110.0
6	70	JORDAN	90.9	29	DREW	111.4	4	PORTER	86.3	56	PADMORE	109.8
7	53	BURGE	90.3	37	CUTHBERTSON	111.2	69	LE MAY	86.1	21	SMITH	109.1
8	0	PEACOCK	90.1	48	DEEGAN	111.1	78	KENDALL	86.1	78	KENDALL	109.1
9	474	EVANS	90.1	474	EVANS	110.9	70	JORDAN	86.0	85	SUMMERHAYES	108.9
10	48	DEEGAN	90.0	11	ASTIN	110.9	23	DEETH	86.0	48	DEEGAN	108.5
11	78	KENDALL	89.9	4	PORTER	110.7	29	DREW	86.0	0	PEACOCK	108.5
12	11	ASTIN	89.8	70	JORDAN	110.5	48	DEEGAN	85.5	474	EVANS	108.2
13	171	LEWIS	89.7	53	BURGE	110.5	474	EVANS	85.2	4	PORTER	107.5
14	4	PORTER	89.5	0	PEACOCK	110.3	85	SUMMERHAYES	85.0	32	OWENS	107.3
15	37	CUTHBERTSON	89.3	32	OWENS	110.1	17	JESSOP	84.7	11	ASTIN	107.3
16	500	DAVIS	89.3	78	KENDALL	110.0	37	CUTHBERTSON	84.3	72	HOWARD	107.2
17	32	OWENS	89.1	72	HOWARD	109.6	500	DAVIS	83.9	69	LE MAY	107.0
18	132	COX	88.6	69	LE MAY	108.7	72	HOWARD	83.2	500	DAVIS	107.0
19	69	LE MAY	88.5	500	DAVIS	108.4	1	SMITH	82.8	53	BURGE	106.8
20	72	HOWARD	87.8	132	COX	106.8	53	BURGE	82.5	616	COOPER	105.3
21	17	JESSOP	86.8	17	JESSOP	105.8	86	BALDING	82.4	132	COX	103.2
22	86	BALDING	85.7	86	BALDING	101.6	132	COX	82.0	17	JESSOP	101.5
23	616	COOPER	84.7	49	BILLISON	101.5	49	BILLISON	81.3	86	BALDING	99.1
24	73	WANSTALL	81.5	616	COOPER	101.3	77	DEVINY	81.3	1	SMITH	99.1
25	49	BILLISON	81.3	73	WANSTALL	100.9	5	ROBERTS	80.4	49	BILLISON	98.8
26	1	SMITH	80.8	1	SMITH	100.0	46	HUNTER	80.1	77	DEVINY	98.6
27	77	DEVINY	80.3	77	DEVINY	99.8	73	WANSTALL	79.9	73	WANSTALL	98.5
28	5	ROBERTS	79.8	5	ROBERTS	98.6	6	DAVIS	79.7	46	HUNTER	96.4
29	46	HUNTER	79.4	46	HUNTER	98.2	712	DAW	79.5	5	ROBERTS	96.1
30	715	KENT	78.5	6	DAVIS	97.9	171	LEWIS	79.4	6	DAVIS	95.4
31	6	DAVIS	78.2	715	KENT	97.2	720	CUTLER	78.2	715	KENT	95.1
32	10	PROCTOR	77.6	742	BUTLER	96.9	616	COOPER	77.5	742	BUTLER	95.0
33	31	SIMS	77.4	736	ASTIN	96.8	38	HOPPER	76.7	758	AYRES	94.9
34	796	CHAPPELL	77.4	758	AYRES	96.5	736	ASTIN	76.0	736	ASTIN	94.7
35	38	HOPPER	77.2	38	HOPPER	96.4	10	PROCTOR	75.9	31	SIMS	94.5
36	712	DAW	77.2	31	SIMS	96.2	715	KENT	75.4	38	HOPPER	94.3
37	742	BUTLER	76.8	10	PROCTOR	96.0	796	CHAPPELL	74.9	796	CHAPPELL	93.9
38	736	ASTIN	76.6	796	CHAPPELL	96.0	31	SIMS	74.8	10	PROCTOR	93.4
39	720	CUTLER	76.4	720	CUTLER	95.5	758	AYRES	74.7	712	DAW	93.2
40	729	JEREMIAH	76.4	712	DAW	95.4	742	BUTLER	74.3	720	CUTLER	92.6
41	758	AYRES	75.5	729	JEREMIAH	91.6	729	JEREMIAH	74.0	57	GILLIBRAND	83.8
42	57	GILLIBRAND	68.4	57	GILLIBRAND	89.5	57	GILLIBRAND	70.9			

Weather / Track : Bright / Dry

Brands Hatch GP
Circuit Length = 2.4332 miles
Start: 15:32 Flag 15:48 End: 15:51

Results can be found at www.tsl-timing.com

Printed - 15:52 Sunday, 09 August 2020

2020 Dunlop Mini Challenges supported by Mini Spares

ROUND 5 - BEST SECTORS

	SECTOR 1			SECTOR 2			SECTOR 3			SECTOR 4		
POS	NO	NAME	TIME	NO	NAME	TIME	NO	NAME	TIME	NO	NAME	TIME
1	56	PADMORE	32.636	29	DREW	19.654	56	PADMORE	26.602	56	PADMORE	24.840
2	0	PEACOCK	32.663	21	SMITH	19.702	32	OWENS	26.651	21	SMITH	24.933
3	48	DEEGAN	32.679	53	BURGE	19.732	21	SMITH	26.706	23	DEETH	24.973
4	53	BURGE	32.692	70	JORDAN	19.747	23	DEETH	26.790	85	SUMMERH	25.079
5	32	OWENS	32.707	23	DEETH	19.752	48	DEEGAN	26.801	70	JORDAN	25.083
6	23	DEETH	32.710	85	SUMMERH	19.766	70	JORDAN	26.806	32	OWENS	25.155
7	70	JORDAN	32.724	56	PADMORE	19.812	0	PEACOCK	26.860	48	DEEGAN	25.173
8	85	SUMMERH	32.735	37	CUTHBER	19.858	78	KENDALL	27.186	0	PEACOCK	25.305
9	21	SMITH	32.789	48	DEEGAN	19.906	69	LE MAY	27.238	11	ASTIN	25.316
10	37	CUTHBER	32.892	11	ASTIN	19.919	11	ASTIN	27.244	474	EVANS	25.437
11	29	DREW	32.936	0	PEACOCK	19.928	85	SUMMERH	27.293	53	BURGE	25.451
12	11	ASTIN	32.941	171	LEWIS	19.930	500	DAVIS	27.328	29	DREW	25.509
13	4	PORTER	32.979	69	LE MAY	20.020	37	CUTHBER	27.496	37	CUTHBER	25.512
14	69	LE MAY	33.195	4	PORTER	20.021	4	PORTER	27.634	4	PORTER	25.576
15	500	DAVIS	33.237	474	EVANS	20.067	53	BURGE	27.718	78	KENDALL	25.578
16	78	KENDALL	33.257	32	OWENS	20.089	29	DREW	27.798	69	LE MAY	25.587
17	171	LEWIS	33.303	78	KENDALL	20.112	474	EVANS	27.890	500	DAVIS	25.761
18	17	JESSOP	33.501	500	DAVIS	20.258	171	LEWIS	27.946	171	LEWIS	25.808
19	474	EVANS	33.720	72	HOWARD	20.522	17	JESSOP	27.953	72	HOWARD	26.052
20	132	COX	33.896	17	JESSOP	20.635	72	HOWARD	27.957	132	COX	26.109
21	86	BALDING	33.970	132	COX	20.642	132	COX	28.282	17	JESSOP	26.162
22	72	HOWARD	34.403	616	COOPER	21.127	86	BALDING	28.528	86	BALDING	26.754
23	1	SMITH	35.410	86	BALDING	21.132	1	SMITH	28.629	73	WANSTAL	27.325
24	616	COOPER	35.447	1	SMITH	21.841	77	DEVINY	28.750	1	SMITH	27.360
25	49	BILLISO	35.501	73	WANSTAL	21.842	49	BILLISO	28.794	77	DEVINY	27.394
26	46	HUNTER	35.516	49	BILLISO	21.870	73	WANSTAL	28.796	616	COOPER	27.435
27	73	WANSTAL	35.529	46	HUNTER	22.032	46	HUNTER	28.867	49	BILLISO	27.454
28	77	DEVINY	35.683	77	DEVINY	22.036	5	ROBERTS	29.533	46	HUNTER	27.586
29	5	ROBERTS	35.695	5	ROBERTS	22.060	6	DAVIS	29.941	5	ROBERTS	27.879
30	6	DAVIS	36.488	742	BUTLER	22.467	38	HOPPER	30.094	38	HOPPER	28.241
31	720	CUTLER	36.500	720	CUTLER	22.537	758	AYRES	30.164	736	ASTIN	28.339
32	758	AYRES	36.639	715	KENT	22.559	720	CUTLER	30.298	6	DAVIS	28.401
33	736	ASTIN	36.761	6	DAVIS	22.577	736	ASTIN	30.389	742	BUTLER	28.480
34	742	BUTLER	36.775	31	SIMS	22.594	742	BUTLER	30.473	31	SIMS	28.557
35	712	DAW	36.779	758	AYRES	22.760	31	SIMS	30.573	758	AYRES	28.624
36	31	SIMS	36.784	10	PROCTOR	22.779	616	COOPER	30.662	10	PROCTOR	28.660
37	715	KENT	36.802	38	HOPPER	22.784	10	PROCTOR	30.695	715	KENT	28.710
38	10	PROCTOR	36.867	736	ASTIN	22.810	712	DAW	31.010	796	CHAPPEL	28.759
39	38	HOPPER	36.917	712	DAW	22.984	796	CHAPPEL	31.014	712	DAW	28.805
40	796	CHAPPEL	37.000	796	CHAPPEL	23.007	715	KENT	31.356	720	CUTLER	28.989
41	729	JEREMIA	37.418	729	JEREMIA	23.689	729	JEREMIA	31.932	729	JEREMIA	29.438
42	57	GILLIBR	39.370	57	GILLIBR	25.009	57	GILLIBR	32.201	57	GILLIBR	30.124

IDEAL / BEST COMPARISON					
POS	NO	NAME	IDEAL	BEST	DIFF
		PERFECT LAP	1:43.732		
1	56	PADMORE	1:43.890	1:45.051	1.161
2	21	SMITH	1:44.130	1:44.515	0.385
3	23	DEETH	1:44.225	1:45.276	1.051
4	70	JORDAN	1:44.360	1:45.197	0.837
5	48	DEEGAN	1:44.559	1:45.322	0.763
6	32	OWENS	1:44.602	1:45.102	0.500
7	0	PEACOCK	1:44.756	1:45.250	0.494
8	85	SUMMERHAYES	1:44.873	1:45.443	0.570
9	11	ASTIN	1:45.420	1:45.889	0.469
10	53	BURGE	1:45.593	1:46.045	0.452
11	37	CUTHBERTSON	1:45.758	1:46.196	0.438
12	29	DREW	1:45.897	1:46.165	0.268
13	69	LE MAY	1:46.040	1:46.270	0.230
14	78	KENDALL	1:46.133	1:46.503	0.370
15	4	PORTER	1:46.210	1:46.673	0.463
16	500	DAVIS	1:46.584	1:46.852	0.268
17	171	LEWIS	1:46.987	1:48.067	1.080
18	474	EVANS	1:47.114	1:47.187	0.073
19	17	JESSOP	1:48.251	1:48.818	0.567
20	132	COX	1:48.929	1:49.130	0.201
21	72	HOWARD	1:48.934	1:49.004	0.070
22	86	BALDING	1:50.384	1:50.934	0.550
23	1	SMITH	1:53.240	1:54.189	0.949
24	73	WANSTALL	1:53.492	1:54.248	0.756
25	49	BILLISON	1:53.619	1:54.166	0.547
26	77	DEVINY	1:53.863	1:54.420	0.557
27	46	HUNTER	1:54.001	1:54.399	0.398
28	616	COOPER	1:54.671	1:55.043	0.372
29	5	ROBERTS	1:55.167	1:55.167	0.000
30	6	DAVIS	1:57.407	1:58.671	1.264
31	38	HOPPER	1:58.036	1:58.637	0.601
32	758	AYRES	1:58.187	1:59.024	0.837
33	742	BUTLER	1:58.195	1:59.086	0.891
34	736	ASTIN	1:58.299	1:58.816	0.517
35	720	CUTLER	1:58.324	1:59.293	0.969
36	31	SIMS	1:58.508	1:59.186	0.678
37	10	PROCTOR	1:59.001	1:59.236	0.235
38	715	KENT	1:59.427	2:00.963	1.536
39	712	DAW	1:59.578	2:00.186	0.608
40	796	CHAPPELL	1:59.780	2:00.188	0.408
41	729	JEREMIAH	2:02.477	2:03.169	0.692
42	57	GILLIBRAND	2:06.704	2:10.080	3.376

Weather / Track : Bright / Dry

Brands Hatch GP
Circuit Length = 2.4332 miles
Start: 15:32 Flag 15:48 End: 15:51

Results can be found at www.tsl-timing.com

Printed - 15:52 Sunday, 09 August 2020

2020 Dunlop Mini Challenges supported by Mini Spares

ROUND 5 - LAP CHART

LAP 1		@ 15:34:42.670
NO	BEHIND	LAP TIME
32		1:52.982
11	0.036	1:53.018
85	1.381	1:54.363
70	1.552	1:54.534
56	1.616	1:54.598
23	1.903	1:54.885
48	2.139	1:55.121
21	2.317	1:55.299
0	2.370	1:55.352
4	2.625	1:55.607
29	2.792	1:55.774
78	2.955	1:55.937
37	3.124	1:56.106
53	3.811	1:56.793
69	4.217	1:57.199
72	4.689	1:57.671
171	4.849	1:57.831
500	5.218	1:58.200
17	6.312	1:59.294
474	6.707	1:59.689
132	7.636	2:00.618
1	11.063	2:04.045
73	11.387	2:04.369
86	11.599	2:04.581
77	12.620	2:05.602
49	13.200	2:06.182
46	13.492	2:06.474
5	14.390	2:07.372
742	18.521	2:11.503
10	19.294	2:12.276
736	19.570	2:12.552
38	19.602	2:12.584
758	19.722	2:12.704
616	20.079	2:13.061
31	20.381	2:13.363
6	21.444	2:14.426
712	21.617	2:14.599
715	22.611	2:15.593
720	23.927	2:16.909
796	23.994	2:16.976
729	28.350	2:21.332
57	35.190	2:28.172

LAP 2		@ 15:36:28.740
NO	BEHIND	LAP TIME
32		1:46.070
11	0.135	1:46.169
56	0.618	1:45.072
85	0.877	1:45.566
70	1.020	1:45.538
48	1.391	1:45.322
23	1.535	1:45.702
21	1.663	1:45.416
0	2.408	1:46.108
4	3.228	1:46.673
29	3.410	1:46.688
37	3.594	1:46.540
78	4.119	1:47.234
53	4.403	1:46.662
69	5.374	1:47.227
171	6.846	1:48.067
500	6.878	1:47.730
72	7.623	1:49.004
474	7.824	1:47.187
17	9.060	1:48.818
132	10.696	1:49.130
1	19.182	1:54.189
73	19.565	1:54.248
86	19.862	1:54.333
77	20.970	1:54.420
49	21.296	1:54.166
46	21.821	1:54.399
5	23.487	1:55.167
616	32.544	1:58.535
742	32.796	2:00.345
736	33.808	2:00.308
10	34.411	2:01.187
38	34.896	2:01.364
6	35.576	2:00.202
758	36.968	2:03.316
31	37.153	2:02.842
712	37.293	2:01.746
715	37.550	2:01.009
720	37.571	1:59.714
796	38.112	2:00.188
729	47.821	2:05.541
57	59.200	2:10.080

LAP 3		@ 15:38:14.753
NO	BEHIND	LAP TIME
32		1:46.013
56	0.258	1:45.653
11	0.392	1:46.270
70	0.451	1:45.444
85	0.596	1:45.732
48	1.711	1:46.333
21	1.738	1:46.088
23	1.927	1:46.405
0	2.279	1:45.884
4	4.091	1:46.876
37	5.135	1:47.554
29	5.321	1:47.924
53	5.731	1:47.341
78	6.095	1:47.989
69	6.765	1:47.404
500	8.497	1:47.632
474	10.430	1:48.619
17	13.302	1:50.255
132	14.901	1:50.218
86	27.403	1:53.554
1	29.647	1:56.478
73	29.696	1:56.144
77	29.807	1:54.850
49	29.958	1:54.675
46	30.440	1:54.632
5	33.794	1:56.320
616	42.690	1:56.159
742	47.650	2:00.867
38	48.028	1:59.145
736	48.104	2:00.309
6	48.234	1:58.671
758	50.684	1:59.729
720	51.395	1:59.837
10	51.603	2:03.205
31	51.791	2:00.651
715	52.500	2:00.963
712	53.146	2:01.866
796	53.669	2:01.570
729	1:07.512	2:05.704
57	1:24.544	2:11.357

LAP 4		@ 15:40:00.426
NO	BEHIND	LAP TIME
56		1:45.415
32	0.017	1:45.690
70	0.156	1:45.378
21	0.580	1:44.515
11	0.719	1:46.000
48	1.512	1:45.474
85	1.617	1:46.694
23	1.694	1:45.440
0	1.856	1:45.250
37	5.658	1:46.196
4	5.725	1:47.307
29	5.813	1:46.165
53	6.103	1:46.045
78	6.925	1:46.503
69	7.449	1:46.357
500	9.676	1:46.852
474	13.122	1:48.365
17	16.840	1:49.211
132	19.352	1:50.124
86	33.751	1:52.021
73	39.406	1:55.383
1	39.658	1:55.684
49	39.803	1:55.518
77	39.933	1:55.799
46	40.698	1:55.931
5	45.207	1:57.086
616	53.715	1:56.698
742	1:01.122	1:59.145
6	1:01.576	1:59.015
736	1:02.153	1:59.722
38	1:02.471	2:00.116
758	1:04.035	1:59.024
720	1:05.015	1:59.293
10	1:05.166	1:59.236
31	1:05.391	1:59.273
712	1:08.237	2:00.764
796	1:09.108	2:01.112
729	1:26.815	2:04.976

LAP 5		@ 15:41:46.455
NO	BEHIND	LAP TIME
32		1:46.012
70	0.080	1:45.953
21	0.125	1:45.574
56	0.231	1:46.260
11	0.666	1:45.976
48	0.890	1:45.407
23	0.941	1:45.276
0	2.338	1:46.511
85	2.707	1:47.119
4	7.238	1:47.542
57	1 Lap	2:14.397
37	7.279	1:47.650
78	7.521	1:46.625
69	7.690	1:46.270
500	11.305	1:47.658
474	16.811	1:49.718
17	20.392	1:49.581
132	23.944	1:50.621
86	39.833	1:52.111
73	48.288	1:54.911
1	48.484	1:54.855
49	49.207	1:55.433
77	49.415	1:55.511
46	49.931	1:55.262
5	56.838	1:57.660
616	1:05.618	1:57.932
742	1:14.179	1:59.086
6	1:14.344	1:58.797
736	1:14.940	1:58.816
38	1:15.079	1:58.637
10	1:18.816	1:59.679
720	1:19.218	2:00.232
31	1:19.467	2:00.105
712	1:23.064	2:00.856
796	1:24.303	2:01.224

Weather / Track : Bright / Dry

Brands Hatch GP
Circuit Length = 2.4332 miles
Start: 15:32 Flag 15:48 End: 15:51

2020 Dunlop Mini Challenges supported by Mini Spares

ROUND 5 - LAP CHART

LAP 6		@ 15:43:32.057
NO	BEHIND	LAP TIME
70		1:45.522
21	0.212	1:45.689
32	0.226	1:45.828
729	1 Lap	2:05.195
56	0.518	1:45.889
11	1.249	1:46.185
23	1.546	1:46.207
48	1.606	1:46.318
0	2.366	1:45.630
85	2.548	1:45.443
37	9.638	1:47.961
4	9.671	1:48.035
78	10.789	1:48.870
69	10.843	1:48.755
500	13.983	1:48.280
474	21.477	1:50.268
17	24.317	1:49.527
132	29.445	1:51.103
57	1 Lap	2:11.890
86	48.038	1:53.807
73	58.789	1:56.103
49	59.069	1:55.464
1	59.364	1:56.482
77	1:00.043	1:56.230
46	1:00.445	1:56.116
5	1:09.313	1:58.077
616	1:15.893	1:55.877
6	1:27.506	1:58.764
742	1:28.207	1:59.630
38	1:28.939	1:59.462
736	1:28.975	1:59.637
10	1:33.032	1:59.818
31	1:33.591	1:59.726
720	1:35.389	2:01.773
712	1:38.232	2:00.770
796	1:39.085	2:00.384

LAP 7		@ 15:45:17.254
NO	BEHIND	LAP TIME
70		1:45.197
32	0.131	1:45.102
21	0.194	1:45.179
56	0.453	1:45.132
48	1.788	1:45.379
11	1.941	1:45.889
23	2.095	1:45.746
0	3.623	1:46.454
85	3.761	1:46.410
37	12.391	1:47.950
4	12.555	1:48.081
69	12.742	1:47.096
78	13.042	1:47.450
500	16.301	1:47.515
729	1 Lap	2:06.548
474	25.415	1:49.135
17	28.042	1:48.922
132	34.525	1:50.277
86	53.775	1:50.934
57	1 Lap	2:12.859
49	1:08.947	1:55.075
73	1:09.153	1:55.561
1	1:09.378	1:55.211
77	1:09.516	1:54.670
46	1:10.177	1:54.929
5	1:22.200	1:58.084
616	1:27.759	1:57.063
6	1:42.450	2:00.141
736	1:42.841	1:59.063
38	1:43.266	1:59.524
742	1:44.001	2:00.991

LAP 8		@ 15:47:02.607
NO	BEHIND	LAP TIME
70		1:45.353
21	0.066	1:45.225
56	1.763	1:46.663
32	1.948	1:47.170
48	1.949	1:45.514
23	2.021	1:45.279
10	1 Lap	2:00.169
31	1 Lap	2:00.355
85	5.207	1:46.799
0	5.385	1:47.115
720	1 Lap	2:02.717
712	1 Lap	2:00.186
796	1 Lap	2:03.699
37	14.921	1:47.883
4	15.196	1:47.994
69	15.519	1:48.130
78	15.923	1:48.234
500	18.983	1:48.035
474	29.761	1:49.699
17	32.052	1:49.363
132	39.205	1:50.033
729	1 Lap	2:03.169
86	59.728	1:51.306
49	1:18.209	1:54.615
73	1:18.344	1:54.544
77	1:19.232	1:55.069
1	1:19.388	1:55.363
46	1:20.500	1:55.676
57	1 Lap	2:13.635
5	1:35.788	1:58.941
616	1:39.234	1:56.828

LAP 9		@ 15:48:48.590
NO	BEHIND	LAP TIME
70		1:45.983
21	0.071	1:45.988
56	0.831	1:45.051
48	2.399	1:46.433
23	2.575	1:46.537
32	2.723	1:46.758
85	6.310	1:47.086
0	6.633	1:47.231
6	1 Lap	1:59.426
736	1 Lap	1:59.845
38	1 Lap	2:00.092
742	1 Lap	2:00.314
37	16.119	1:47.181
10	1 Lap	1:59.765
31	1 Lap	1:59.186
4	16.751	1:47.538
69	17.297	1:47.761
78	17.781	1:47.841
500	21.215	1:48.215
720	1 Lap	2:00.707
712	1 Lap	2:00.623
796	1 Lap	2:03.718
474	32.419	1:48.641
17	35.350	1:49.281
132	44.976	1:51.754
729	1 Lap	2:06.588
86	1:05.878	1:52.133
49	1:27.074	1:54.848
73	1:27.232	1:54.871
1	1:28.845	1:55.440
46	1:30.263	1:55.746
77	1:30.280	1:57.031
616	1:48.294	1:55.043
5	1:49.004	1:59.199
57	1 Lap	2:22.179

Weather / Track : Bright / Dry

Brands Hatch GP
Circuit Length = 2.4332 miles
Start: 15:32 Flag 15:48 End: 15:51

2020 Dunlop Mini Challenges supported by Mini Spares

ROUND 5 - POSITION CHART

No	Name	Lap / Pos	1	2	3	4	5	6	7	8	9
11	ASTIN	1	32	32	32	56	32	70	70	70	70
32	OWENS	2	11	11	56	32	70	21	32	21	21
23	DEETH	3	85	56	11	70	21	32	21	56	56
56	PADMORE	4	70	85	70	21	56	56	56	32	48
85	SUMMERHAYES	5	56	70	85	11	11	11	48	48	23
21	SMITH	6	23	48	48	48	48	23	11	23	32
0	PEACOCK	7	48	23	21	85	23	48	23	85	85
70	JORDAN	8	21	21	23	23	0	0	0	0	0
4	PORTER	9	0	0	0	0	85	85	85	37	37
48	DEEGAN	10	4	4	4	37	4	37	37	4	4
78	KENDALL	11	29	29	37	4	37	4	4	69	69
29	DREW	12	78	37	29	29	78	78	69	78	78
37	CUTHBERTSON	13	37	78	53	53	69	69	78	500	500
69	LE MAY	14	53	53	78	78	500	500	500	474	474
53	BURGE	15	69	69	69	69	474	474	474	17	17
17	JESSOP	16	72	171	500	500	17	17	17	132	132
72	HOWARD	17	171	500	474	474	132	132	132	86	86
86	BALDING	18	500	72	17	17	86	86	86	49	49
171	LEWIS	19	17	474	132	132	73	73	49	73	73
500	DAVIS	20	474	17	86	86	1	49	73	77	1
474	EVANS	21	132	132	1	73	49	1	1	1	46
132	COX	22	1	1	73	1	77	77	77	46	77
73	WANSTALL	23	73	73	77	49	46	46	46	5	616
1	SMITH	24	86	86	49	77	5	5	5	616	5
77	DEVINY	25	77	77	46	46	616	616	616	6	
46	HUNTER	26	49	49	5	5	742	6	6	736	
49	BILLISON	27	46	46	616	616	6	742	736	38	
5	ROBERTS	28	5	5	742	742	736	38	38	742	
6	DAVIS	29	742	616	38	6	38	736	742	10	
31	SIMS	30	10	742	736	736	10	10	10	31	
38	HOPPER	31	736	736	6	38	720	31	31	720	
10	PROCTOR	32	38	10	758	758	31	720	720	712	
57	GILLIBRAND	33	758	38	720	720	712	712	712	796	
736	ASTIN	34	616	6	10	10	796	796	796	729	
758	AYRES	35	31	758	31	31	729	729	729	57	
715	KENT	36	6	31	715	712	57	57	57		
742	BUTLER	37	712	712	712	796					
720	CUTLER	38	715	715	796	729					
712	DAW	39	720	720	729	57					
796	CHAPPELL	40	796	796	57						
729	JEREMIAH	41	729	729							
616	COOPER	42	57	57							

Weather / Track : Bright / Dry

Brands Hatch GP
Circuit Length = 2.4332 miles
Start: 15:32 Flag 15:48 End: 15:51

Results can be found at www.tsl-timing.com

Printed - 15:53 Sunday, 09 August 2020

2020 Dunlop Mini Challenges supported by Mini Spares

ROUND 5 - WEATHER CONDITIONS

Air Temperature

Min: 26°C Max: 26.7°C

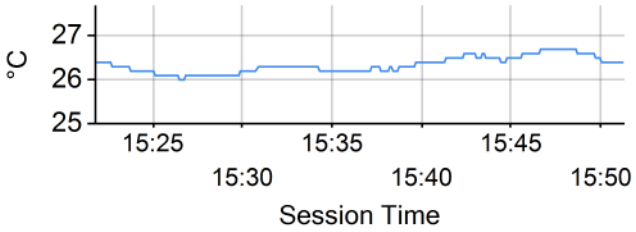

Track Temperature

Min: 36.7°C Max: 41.7°C

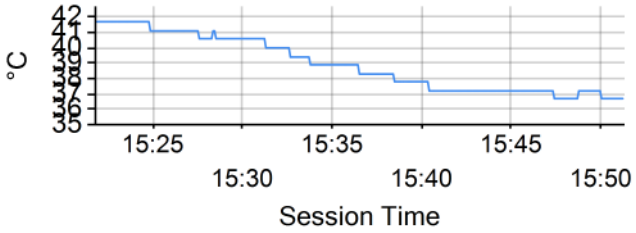

Humidity

Min: 59% Max: 62%

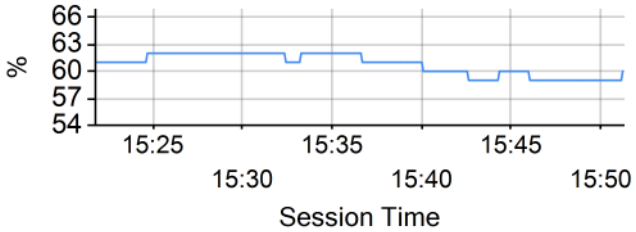

Daily Rainfall

Min: 0mm Max: 0mm

Wind Direction

North = 0/360, East = 90, South = 180, West = 270

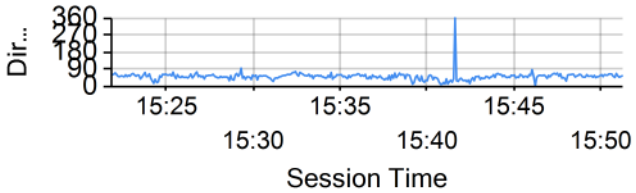

Wind Speed

Min: 0.9mph Max: 8.5mph

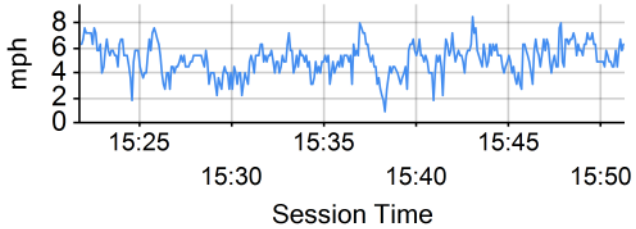

Barometric Pressure

Min: 1015.3mb Max: 1015.6mb

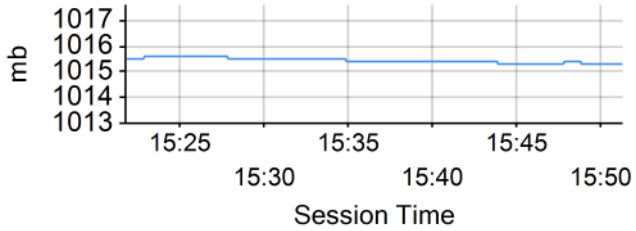

Weather / Track : Bright / Dry

Brands Hatch GP
Circuit Length = 2.4332 miles
Start: 15:32 Flag 15:48 End: 15:51

Results can be found at www.tsl-timing.com

Printed - 15:53 Sunday, 09 August 2020

2020 Dunlop Mini Challenges supported by Mini Spares

ROUND 5 - STATISTICS

Competitors Started	42
Planned Start	2020-08-09 @ 15:20:00.000
Actual Start	2020-08-09 @ 15:32:49.687
Finish Time	2020-08-09 @ 15:48:48.146
Track Length	2.4332mi.
Total Laps	330
Total Distance Covered	802.9855mi.

Session Fastest Lap History

NO	CL	NAME	LAP TIME	TIME OF DAY	LAP	VEHICLE
32	Mig	**Endaf OWENS**	**1:52.982**	15:34:42.679	1	Mini Miglia 1298
32	Mig	**Endaf OWENS**	**1:46.070**	15:36:28.748	2	Mini Miglia 1298
56	Mig	**Nick PADMORE**	**1:45.072**	15:36:29.375	2	Mini Miglia 1293
21	Mig	**Aaron SMITH**	**1:44.515**	15:40:01.014	4	Mini Miglia 1293

Session Leader History

NO	CL	NAME	FROM LAP	LAPS LED	DISTANCE	VEHICLE
32	Mig	**Endaf OWENS**	1	3	7.29 miles	Mini Miglia 1298
56	Mig	**Nick PADMORE**	4	1	2.43 miles	Mini Miglia 1293
32	Mig	**Endaf OWENS**	5	1	2.43 miles	Mini Miglia 1298
70	Mig	**Andrew JORDAN**	6	4	9.73 miles	Mini Miglia 1293

Flag History

TYPE	TIME OF DAY
GREEN	15:32:49.687
FINISH	15:48:48.146

Flag Statistics

TYPE	COUNT	TOTAL LAPS	TOTAL TIME
Green	1	9	18:25.946
Red	0	0	0.000
Safety Car	0	0	0.000
FCY	0	0	0.000

Weather / Track : Bright / Dry

Brands Hatch GP
Circuit Length = 2.4332 miles
Start: 15:32 Flag 15:48 End: 15:51

2020 Dunlop Mini Challenges supported by Mini Spares

ROUND 5 - STATISTICS

CLASS : Mig

18 Starters

Fastest Lap History

NO	NAME	LAP TIME	TIME OF DAY	LAP	VEHICLE
32	**Endaf OWENS**	**1:52.982**	15:34:42.679	1	Mini Miglia 1298
32	**Endaf OWENS**	**1:46.070**	15:36:28.748	2	Mini Miglia 1298
56	**Nick PADMORE**	**1:45.072**	15:36:29.375	2	Mini Miglia 1293
21	**Aaron SMITH**	**1:44.515**	15:40:01.014	4	Mini Miglia 1293

Leader History

NO	NAME	FROM LAP	LAPS LED	DISTANCE	VEHICLE
32	**Endaf OWENS**	1	3	7.29 miles	Mini Miglia 1298
56	**Nick PADMORE**	4	1	2.43 miles	Mini Miglia 1293
32	**Endaf OWENS**	5	1	2.43 miles	Mini Miglia 1298
70	**Andrew JORDAN**	6	4	9.73 miles	Mini Miglia 1293

Weather / Track : Bright / Dry

Brands Hatch GP
Circuit Length = 2.4332 miles
Start: 15:32 Flag 15:48 End: 15:51

2020 Dunlop Mini Challenges supported by Mini Spares

ROUND 5 - STATISTICS

CLASS : Lib

5 Starters

Fastest Lap History

NO	NAME	LAP TIME	TIME OF DAY	LAP	VEHICLE
171	**Dan LEWIS**	**1:57.831**	15:34:47.471	1	Mini Libre 1293
171	**Dan LEWIS**	**1:48.067**	15:36:35.597	2	Mini Libre 1293
500	**Rob DAVIS**	**1:47.730**	15:36:35.618	2	Mini Libre 1380
474	**Josh EVANS**	**1:47.187**	15:36:36.574	2	Mini Libre 1399
500	**Rob DAVIS**	**1:46.852**	15:40:10.118	4	Mini Libre 1380

Leader History

NO	NAME	FROM LAP	LAPS LED	DISTANCE	VEHICLE
171	**Dan LEWIS**	1	2	4.86 miles	Mini Libre 1293
500	**Rob DAVIS**	3	7	17.03 miles	Mini Libre 1380

Weather / Track : Bright / Dry

Brands Hatch GP
Circuit Length = 2.4332 miles
Start: 15:32 Flag 15:48 End: 15:51

2020 Dunlop Mini Challenges supported by Mini Spares

ROUND 5 - STATISTICS

CLASS : 7

11 Starters

Fastest Lap History

NO	NAME	LAP TIME	TIME OF DAY	LAP	VEHICLE
1	**Jeff SMITH**	**2:04.045**	15:34:53.745	1	Mini Se7en 998
1	**Jeff SMITH**	**1:54.189**	15:36:47.934	2	Mini Se7en 998
49	**Ross BILLISON**	**1:54.166**	15:36:50.060	2	Mini Se7en 998

Leader History

NO	NAME	FROM LAP	LAPS LED	DISTANCE	VEHICLE
1	**Jeff SMITH**	1	3	7.29 miles	Mini Se7en 998
73	**Spencer WANSTALL**	4	3	7.29 miles	Mini Se7en 998
49	**Ross BILLISON**	7	3	7.29 miles	Mini Se7en 998

Weather / Track : Bright / Dry

Brands Hatch GP
Circuit Length = 2.4332 miles
Start: 15:32 Flag 15:48 End: 15:51

2020 Dunlop Mini Challenges supported by Mini Spares

ROUND 5 - STATISTICS

CLASS : 7 S

8 Starters

Fastest Lap History

NO	NAME	LAP TIME	TIME OF DAY	LAP	VEHICLE
742	**Benjamin BUTLER**	**2:11.503**	15:35:01.244	1	Mini Se7en S 1275
742	**Benjamin BUTLER**	**2:00.345**	15:37:01.590	2	Mini Se7en S 1275
736	**Thorburn ASTIN**	**2:00.308**	15:37:02.568	2	Mini Se7en S 1275
720	**Ben CUTLER**	**1:59.714**	15:37:06.311	2	Mini Se7en S 1293
742	**Benjamin BUTLER**	**1:59.145**	15:41:01.603	4	Mini Se7en S 1275
758	**Matthew AYRES**	**1:59.024**	15:41:04.482	4	Mini Se7en S 1300
736	**Thorburn ASTIN**	**1:58.816**	15:43:01.416	5	Mini Se7en S 1275

Leader History

NO	NAME	FROM LAP	LAPS LED	DISTANCE	VEHICLE
742	**Benjamin BUTLER**	1	6	14.59 miles	Mini Se7en S 1275
736	**Thorburn ASTIN**	7	2	4.86 miles	Mini Se7en S 1275

Weather / Track : Bright / Dry

Brands Hatch GP
Circuit Length = 2.4332 miles
Start: 15:32 Flag 15:48 End: 15:51