



MINI SE7EN CHAMPIONSHIP with MINI MIGLIA CHAMPIONSHIP

Brands Hatch Indy Circuit

9th / 10th November 2019



Results Provided by Timing Solutions Ltd
www.tsl-timing.com

Mini Se7en & Mini Miglia Championships

QUALIFYING - RACE 4 - CLASSIFICATION

POS	NO	CL	PIC NAME	ENTRY	TIME	ON	LAPS	GAP	DIFF	MPH
1	83	Mig	1 Colin PEACOCK	Mini Miglia 1293	1:01.493	14	14			70.71
2	77	7	1 Andrew DEVINY	Mini Se7en	1:03.889	15	15	2.396	2.396	68.06
3	73	7	2 Arnold DUNCAN	Mini Se7en 998	1:05.249	13	13	3.756	1.360	66.64
4	35	7	3 Jeff SMITH	Mini Se7en 998	1:05.429	11	12	3.936	0.180	66.46
5	28	7	4 Dom BURGER	Mini Se7en 998	1:05.618	13	13	4.125	0.189	66.27
6	26	7	5 Nigel DAVIES	Mini Se7en 998	1:05.913	11	13	4.420	0.295	65.97
7	787	7S	1 Connor O BRIEN	Mini Se7en S 1293	1:06.903	13	13	5.410	0.990	64.99
8	40	Mig	2 Stuart WRIGHT	Mini Miglia 1293	1:08.102	12	12	6.609	1.199	63.85
9	21	7	6 Jordan SIMS	Mini Se7en 998	1:08.212	12	13	6.719	0.110	63.75
10	720	7S	2 Ben CUTLER	Mini Se7en S 1293	1:08.268	13	13	6.775	0.056	63.69
11	712	7S	3 Greg DAW	Mini Se7en S 1293	1:08.484	6	6	6.991	0.216	63.49
12	76	7	7 Jo POLLEY	Mini Se7en 998	1:08.686	13	13	7.193	0.202	63.31
13	742	7S	4 Benjamin BUTLER	Mini Se7en S 1275	1:09.436	13	13	7.943	0.750	62.62
14	39	7	8 Glen WOODBRIDGE	Mini Se7en 998	1:16.589	2	4	15.096	7.153	56.77

Cars 35 and 40 - Please fit a working transponder or you will not be timed ref Reg Q12.2.1

Weather / Track : Bright / Drying

These results are provisional until the conclusion of any judicial and technical matters.

Brands Hatch Indy

Circuit Length = 1.2079 miles

Start: 10:25 Flag 10:47 End: 10:49

Clerk Of Course :	Steward :	Timekeeper :
-------------------	-----------	--------------

Mini Se7en & Mini Miglia Championships

QUALIFYING - RACE 4 - LAP ANALYSIS

DIFF = Difference To Personal Best Lap

P1 83 Colin PEACOCK				
LAP	LAP TIME	DIFF	MPH	TIME OF DAY
1 -	1:19.520	18.027	54.68	10:26:42.637
2 -	1:11.875	10.382	60.50	10:27:54.512
3 -	1:11.646	10.153	60.69	10:29:06.158
4 -	1:09.807	8.314	62.29	10:30:15.965
5 -	1:08.720	7.227	63.28	10:31:24.685
6 -	1:07.271	5.778	64.64	10:32:31.956
7 -	8:33.962 P	7:32.469	8.46	10:41:05.918
8 -	1:11.349	9.856	60.94	10:42:17.267
9 -	1:05.666	4.173	66.22	10:43:22.933
10 -	1:04.465	2.972	67.45	10:44:27.398
11 -	1:04.203	2.710	67.73	10:45:31.601
12 -	1:02.774 (3)	1.281	69.27	10:46:34.375
13 -	1:01.808 (2)	0.315	70.35	10:47:36.183
14 -	1:01.493 (1)		70.71	10:48:37.676

P2 77 Andrew DEVINY				
LAP	LAP TIME	DIFF	MPH	TIME OF DAY
1 -	1:17.673	13.784	55.98	10:26:26.080
2 -	1:07.407	3.518	64.51	10:27:33.487
3 -	1:07.374	3.485	64.54	10:28:40.861
4 -	1:07.623	3.734	64.30	10:29:48.484
5 -	1:07.308	3.419	64.60	10:30:55.792
6 -	1:06.191	2.302	65.69	10:32:01.983
7 -	1:05.645	1.756	66.24	10:33:07.628
8 -	7:47.816 P	6:43.927	9.29	10:40:55.444
9 -	1:13.739	9.850	58.97	10:42:09.183
10 -	1:06.420	2.531	65.47	10:43:15.603
11 -	1:05.195	1.306	66.70	10:44:20.798
12 -	1:04.910	1.021	66.99	10:45:25.708
13 -	1:04.578 (3)	0.689	67.33	10:46:30.286
14 -	1:03.976 (2)	0.087	67.97	10:47:34.262
15 -	1:03.889 (1)		68.06	10:48:38.151

P3 73 Arnold DUNCAN				
LAP	LAP TIME	DIFF	MPH	TIME OF DAY
1 -	1:19.073	13.824	54.99	10:26:40.586
2 -	1:13.612	8.363	59.07	10:27:54.198
3 -	1:13.369	8.120	59.27	10:29:07.567
4 -	1:09.444	4.195	62.62	10:30:17.011
5 -	1:10.823	5.574	61.40	10:31:27.834
6 -	1:08.104	2.855	63.85	10:32:35.938
7 -	8:42.534 P	7:37.285	8.32	10:41:18.472
8 -	1:17.688	12.439	55.97	10:42:36.160
9 -	1:09.393	4.144	62.66	10:43:45.553
10 -	1:06.294 (3)	1.045	65.59	10:44:51.847
11 -	1:09.200	3.951	62.84	10:46:01.047
12 -	1:06.287 (2)	1.038	65.60	10:47:07.334
13 -	1:05.249 (1)		66.64	10:48:12.583

P4 35 Jeff SMITH				
LAP	LAP TIME	DIFF	MPH	TIME OF DAY
1 -	1:16.402	10.973	56.91	10:27:47.036
2 -	1:11.245	5.816	61.03	10:28:58.281
3 -	1:09.083	3.654	62.94	10:30:07.364
4 -	1:08.180	2.751	63.78	10:31:15.544
5 -	1:08.488	3.059	63.49	10:32:24.032
6 -	9:02.152 P	7:56.723	8.02	10:41:26.184
7 -	1:12.845	7.416	59.69	10:42:39.029
8 -	1:06.205 (3)	0.776	65.68	10:43:45.234

DIFF = Difference To Personal Best Lap

9 -	1:06.085 (2)	0.656	65.80	10:44:51.319
10 -	1:19.101	13.672	54.97	10:46:10.420
11 -	1:05.429 (1)		66.46	10:47:15.849
12 -	1:10.883	5.454	61.34	10:48:26.732

P5 28 Dom BURGER				
LAP	LAP TIME	DIFF	MPH	TIME OF DAY
1 -	1:18.754	13.136	55.21	10:26:32.443
2 -	1:15.922	10.304	57.27	10:27:48.365
3 -	1:10.991	5.373	61.25	10:28:59.356
4 -	1:10.085	4.467	62.04	10:30:09.441
5 -	1:08.655	3.037	63.33	10:31:18.096
6 -	1:08.618	3.000	63.37	10:32:26.714
7 -	8:31.309 P	7:25.691	8.50	10:40:58.023
8 -	1:13.979	8.361	58.78	10:42:12.002
9 -	1:07.143	1.525	64.76	10:43:19.145
10 -	1:07.118	1.500	64.79	10:44:26.263
11 -	1:06.631 (3)	1.013	65.26	10:45:32.894
12 -	1:06.402 (2)	0.784	65.48	10:46:39.296
13 -	1:05.618 (1)		66.27	10:47:44.914

P6 26 Nigel DAVIES				
LAP	LAP TIME	DIFF	MPH	TIME OF DAY
1 -	1:19.317	13.404	54.82	10:26:43.468
2 -	1:12.323	6.410	60.12	10:27:55.791
3 -	1:11.077	5.164	61.18	10:29:06.868
4 -	1:08.847	2.934	63.16	10:30:15.715
5 -	1:09.638	3.725	62.44	10:31:25.353
6 -	1:07.676	1.763	64.25	10:32:33.029
7 -	8:26.370 P	7:20.457	8.58	10:40:59.399
8 -	1:13.050	7.137	59.52	10:42:12.449
9 -	1:08.498	2.585	63.48	10:43:20.947
10 -	1:06.783 (3)	0.870	65.11	10:44:27.730
11 -	1:05.913 (1)		65.97	10:45:33.643
12 -	1:08.576	2.663	63.41	10:46:42.219
13 -	1:06.048 (2)	0.135	65.84	10:47:48.267

P7 787 Connor O BRIEN				
LAP	LAP TIME	DIFF	MPH	TIME OF DAY
1 -	1:18.872	11.969	55.13	10:26:30.111
2 -	1:13.270	6.367	59.35	10:27:43.381
3 -	1:10.573	3.670	61.61	10:28:53.954
4 -	1:10.218	3.315	61.93	10:30:04.172
5 -	1:09.977	3.074	62.14	10:31:14.149
6 -	1:09.791	2.888	62.30	10:32:23.940
7 -	8:32.837 P	7:25.934	8.47	10:40:56.777
8 -	1:15.180	8.277	57.84	10:42:11.957
9 -	1:09.269	2.366	62.77	10:43:21.226
10 -	1:09.060 (3)	2.157	62.96	10:44:30.286
11 -	1:09.326	2.423	62.72	10:45:39.612
12 -	1:07.306 (2)	0.403	64.60	10:46:46.918
13 -	1:06.903 (1)		64.99	10:47:53.821

P8 40 Stuart WRIGHT				
LAP	LAP TIME	DIFF	MPH	TIME OF DAY
1 -	1:15.287	7.185	57.76	10:27:58.187
2 -	1:15.760	7.658	57.39	10:29:13.947
3 -	1:23.218	15.116	52.25	10:30:37.165
4 -	1:13.015	4.913	59.55	10:31:50.180
5 -	1:17.911	9.809	55.81	10:33:08.091
6 -	8:00.524 P	6:52.422	9.04	10:41:08.615

Weather / Track : Bright / Drying

Brands Hatch Indy
Circuit Length = 1.2079 miles
Start: 10:25 Flag 10:47 End: 10:49

Mini Se7en & Mini Miglia Championships

QUALIFYING - RACE 4 - LAP ANALYSIS

DIFF = Difference To Personal Best Lap

7 -	1:15.958	7.856	57.25	10:42:24.573
8 -	1:12.956	4.854	59.60	10:43:37.529
9 -	1:12.186	4.084	60.24	10:44:49.715
10 -	1:11.887 (3)	3.785	60.49	10:46:01.602
11 -	1:09.407 (2)	1.305	62.65	10:47:11.009
12 -	1:08.102 (1)	63.85	10:48:19.111	

P9 21 Jordan SIMS

LAP	LAP TIME	DIFF	MPH	TIME OF DAY
1 -	1:19.498	11.286	54.70	10:26:45.853
2 -	1:13.677	5.465	59.02	10:27:59.530
3 -	1:11.632	3.420	60.70	10:29:11.162
4 -	1:10.940	2.728	61.29	10:30:22.102
5 -	1:10.355	2.143	61.80	10:31:32.457
6 -	1:10.241	2.029	61.90	10:32:42.698
7 -	8:34.733 P	7:26.521	8.44	10:41:17.431
8 -	1:22.859	14.647	52.48	10:42:40.290
9 -	1:09.837	1.625	62.26	10:43:50.127
10 -	1:09.025	0.813	63.00	10:44:59.152
11 -	1:08.823 (3)	0.611	63.18	10:46:07.975
12 -	1:08.212 (1)	63.75	10:47:16.187	
13 -	1:08.434 (2)	0.222	63.54	10:48:24.621

P10 720 Ben CUTLER

LAP	LAP TIME	DIFF	MPH	TIME OF DAY
1 -	1:18.967	10.699	55.06	10:26:31.511
2 -	1:13.424	5.156	59.22	10:27:44.935
3 -	1:11.236	2.968	61.04	10:28:56.171
4 -	1:13.122	4.854	59.47	10:30:09.293
5 -	1:11.514	3.246	60.80	10:31:20.807
6 -	1:10.179 (3)	1.911	61.96	10:32:30.986
7 -	8:40.684 P	7:32.416	8.35	10:41:11.670
8 -	1:15.542	7.274	57.56	10:42:27.212
9 -	1:10.516	2.248	61.66	10:43:37.728
10 -	1:12.835	4.567	59.70	10:44:50.563
11 -	1:10.771	2.503	61.44	10:46:01.334
12 -	1:09.220 (2)	0.952	62.82	10:47:10.554
13 -	1:08.268 (1)	63.69	10:48:18.822	

P11 712 Greg DAW

LAP	LAP TIME	DIFF	MPH	TIME OF DAY
1 -	1:19.854	11.370	54.45	10:42:21.401
2 -	1:15.120	6.636	57.88	10:43:36.521
3 -	1:13.583 (3)	5.099	59.09	10:44:50.104
4 -	1:14.536	6.052	58.34	10:46:04.640
5 -	1:10.449 (2)	1.965	61.72	10:47:15.089
6 -	1:08.484 (1)	63.49	10:48:23.573	

P12 76 Jo POLLEY

LAP	LAP TIME	DIFF	MPH	TIME OF DAY
1 -	1:19.622	10.936	54.61	10:26:39.907
2 -	1:16.118	7.432	57.12	10:27:56.025
3 -	1:17.545	8.859	56.07	10:29:13.570
4 -	1:12.333	3.647	60.11	10:30:25.903
5 -	1:10.466	1.780	61.71	10:31:36.369
6 -	1:10.824	2.138	61.40	10:32:47.193
7 -	8:06.700 P	6:58.014	8.93	10:40:53.893
8 -	1:18.834	10.148	55.16	10:42:12.727
9 -	1:12.017	3.331	60.38	10:43:24.744
10 -	1:10.218	1.532	61.93	10:44:34.962
11 -	1:09.278 (3)	0.592	62.77	10:45:44.240

DIFF = Difference To Personal Best Lap

12 -	1:08.938 (2)	0.252	63.07	10:46:53.178
13 -	1:08.686 (1)	63.31	10:48:01.864	

P13 742 Benjamin BUTLER

LAP	LAP TIME	DIFF	MPH	TIME OF DAY
1 -	1:17.519	8.083	56.09	10:26:35.359
2 -	1:14.333	4.897	58.50	10:27:49.692
3 -	1:13.470	4.034	59.18	10:29:03.162
4 -	1:13.287	3.851	59.33	10:30:16.449
5 -	1:13.225	3.789	59.38	10:31:29.674
6 -	1:12.586	3.150	59.90	10:32:42.260
7 -	8:06.749 P	6:57.313	8.93	10:40:49.009
8 -	1:18.966	9.530	55.06	10:42:07.975
9 -	1:11.329	1.893	60.96	10:43:19.304
10 -	1:10.489 (3)	1.053	61.69	10:44:29.793
11 -	1:11.121	1.685	61.14	10:45:40.914
12 -	1:09.911 (2)	0.475	62.20	10:46:50.825
13 -	1:09.436 (1)	62.62	10:48:00.261	

P14 39 Glen WOODBRIDGE

LAP	LAP TIME	DIFF	MPH	TIME OF DAY
1 -	1:17.648	1.059	56.00	10:26:34.446
2 -	1:16.589 (1)	56.77	10:27:51.035	
3 -	3:05.288 P	1:48.699	23.46	10:30:56.323
4 -	1:17.976	1.387	55.76	10:32:14.299

Weather / Track : Bright / Drying

Brands Hatch Indy

Circuit Length = 1.2079 miles

Start: 10:25 Flag 10:47 End: 10:49

Mini Se7en & Mini Miglia Championships

QUALIFYING - RACE 4 - STATISTICS

Competitors Started 14
Planned Start 2019-11-09 @ 10:35:00.000
Actual Start 2019-11-09 @ 10:25:02.004
Finish Time 2019-11-09 @ 10:47:40.394
Track Length 1.2079mi.
Total Laps 167
Total Distance Covered 201.7269mi.

Session Fastest Lap History

NO	CL	NAME	LAP TIME	TIME OF DAY	LAP	VEHICLE
77	7	Andrew DEVINY	1:07.407	10:27:33.497	2	Mini Se7en
77	7	Andrew DEVINY	1:07.374	10:28:40.871	3	Mini Se7en
77	7	Andrew DEVINY	1:07.308	10:30:55.802	5	Mini Se7en
77	7	Andrew DEVINY	1:06.191	10:32:01.993	6	Mini Se7en
77	7	Andrew DEVINY	1:05.645	10:33:07.639	7	Mini Se7en
77	7	Andrew DEVINY	1:05.195	10:44:20.809	11	Mini Se7en
83	Mig	Colin PEACOCK	1:04.465	10:44:27.406	10	Mini Miglia 1293
83	Mig	Colin PEACOCK	1:04.203	10:45:31.609	11	Mini Miglia 1293
83	Mig	Colin PEACOCK	1:02.774	10:46:34.383	12	Mini Miglia 1293
83	Mig	Colin PEACOCK	1:01.808	10:47:36.191	13	Mini Miglia 1293
83	Mig	Colin PEACOCK	1:01.493	10:48:37.684	14	Mini Miglia 1293

Flag History

TYPE	TIME OF DAY
GREEN	10:25:02.004
RED	10:33:29.907
GREEN	10:40:38.619
FINISH	10:47:40.394

Flag Statistics

TYPE	COUNT	TOTAL LAPS	TOTAL TIME
Green	2	15	17:10.253
Red	1	0	7:08.711
Safety Car	0	0	0.000
FCY	0	0	0.000

Weather / Track : Bright / Drying

Results can be found at www.tsl-timing.com

Page 1 of 4

Brands Hatch Indy
Circuit Length = 1.2079 miles
Start: 10:25 Flag 10:47 End: 10:49

Printed - 10:50 Saturday, 09 November 2019

Mini Se7en & Mini Miglia Championships

QUALIFYING - RACE 4 - STATISTICS

CLASS : 7

8 Starters

Fastest Lap History

NO	NAME	LAP TIME	TIME OF DAY	LAP	VEHICLE
77	Andrew DEVINY	1:07.407	10:27:33.497	2	Mini Se7en
77	Andrew DEVINY	1:07.374	10:28:40.871	3	Mini Se7en
77	Andrew DEVINY	1:07.308	10:30:55.802	5	Mini Se7en
77	Andrew DEVINY	1:06.191	10:32:01.993	6	Mini Se7en
77	Andrew DEVINY	1:05.645	10:33:07.639	7	Mini Se7en
77	Andrew DEVINY	1:05.195	10:44:20.809	11	Mini Se7en
77	Andrew DEVINY	1:04.910	10:45:25.718	12	Mini Se7en
77	Andrew DEVINY	1:04.578	10:46:30.296	13	Mini Se7en
77	Andrew DEVINY	1:03.976	10:47:34.273	14	Mini Se7en
77	Andrew DEVINY	1:03.889	10:48:38.161	15	Mini Se7en

Weather / Track : Bright / Drying

Brands Hatch Indy
Circuit Length = 1.2079 miles
Start: 10:25 Flag 10:47 End: 10:49

Mini Se7en & Mini Miglia Championships

QUALIFYING - RACE 4 - STATISTICS

CLASS : 7 S

4 Starters

Fastest Lap History

NO	NAME	LAP TIME	TIME OF DAY	LAP	VEHICLE
787	Connor O BRIEN	1:13.270	10:27:43.392	2	Mini Se7en S 1293
787	Connor O BRIEN	1:10.573	10:28:53.966	3	Mini Se7en S 1293
787	Connor O BRIEN	1:10.218	10:30:04.184	4	Mini Se7en S 1293
787	Connor O BRIEN	1:09.977	10:31:14.161	5	Mini Se7en S 1293
787	Connor O BRIEN	1:09.791	10:32:23.952	6	Mini Se7en S 1293
787	Connor O BRIEN	1:09.269	10:43:21.239	9	Mini Se7en S 1293
787	Connor O BRIEN	1:09.060	10:44:30.300	10	Mini Se7en S 1293
787	Connor O BRIEN	1:07.306	10:46:46.930	12	Mini Se7en S 1293
787	Connor O BRIEN	1:06.903	10:47:53.832	13	Mini Se7en S 1293

Weather / Track : Bright / Drying

Results can be found at www.tsl-timing.com

Page 3 of 4

Brands Hatch Indy
Circuit Length = 1.2079 miles
Start: 10:25 Flag 10:47 End: 10:49

Printed - 10:50 Saturday, 09 November 2019

Mini Se7en & Mini Miglia Championships

QUALIFYING - RACE 4 - STATISTICS

CLASS : Mig

2 Starters

Fastest Lap History

NO	NAME	LAP TIME	TIME OF DAY	LAP	VEHICLE
83	Colin PEACOCK	1:11.875	10:27:54.519	2	Mini Miglia 1293
83	Colin PEACOCK	1:11.646	10:29:06.167	3	Mini Miglia 1293
83	Colin PEACOCK	1:09.807	10:30:15.974	4	Mini Miglia 1293
83	Colin PEACOCK	1:08.720	10:31:24.693	5	Mini Miglia 1293
83	Colin PEACOCK	1:07.271	10:32:31.966	6	Mini Miglia 1293
83	Colin PEACOCK	1:05.666	10:43:22.941	9	Mini Miglia 1293
83	Colin PEACOCK	1:04.465	10:44:27.406	10	Mini Miglia 1293
83	Colin PEACOCK	1:04.203	10:45:31.609	11	Mini Miglia 1293
83	Colin PEACOCK	1:02.774	10:46:34.383	12	Mini Miglia 1293
83	Colin PEACOCK	1:01.808	10:47:36.191	13	Mini Miglia 1293
83	Colin PEACOCK	1:01.493	10:48:37.684	14	Mini Miglia 1293

Weather / Track : Bright / Drying


Brands Hatch Indy
Circuit Length = 1.2079 miles
Start: 10:25 Flag 10:47 End: 10:49

Mini Se7en & Mini Miglia Championships

RACE 4 - GRID (20 minutes)

ROW 11	21	712	Greg DAW	22	742	Benjamin BUTLER	
ROW 10		19	787	Connor O BRIEN	20	720	Ben CUTLER
ROW 9							
ROW 8							
ROW 7	13	76	Jo POLLEY	14	39	Glen WOODBRIDGE	
ROW 6		11	26	Nigel DAVIES	12	21	Jordan SIMS
ROW 5	9	35	Jeff SMITH	10	28	Dom BURGER	
ROW 4		7	77	Andrew DEVINY	8	73	Arnold DUNCAN
ROW 3							
ROW 2							
ROW 1	1	83	Colin PEACOCK	2	40	Stuart WRIGHT	

Pole



Brands Hatch Indy
Circuit Length = 1.2079 miles

These results are provisional until the conclusion of any judicial and technical matters.

Clerk Of Course :	Steward :	Timekeeper :
-------------------	-----------	--------------

Mini Se7en & Mini Miglia Championships

RACE 4 - CLASSIFICATION - AMENDED

POS	NO	CL	PIC NAME	ENTRY	LAPS	TIME	GAP	DIFF	MPH	BEST	ON
1	83	Mig	1 Colin PEACOCK	Mini Miglia 1293	21	20:15.985			75.10	55.358	9
2	35	7	1 Jeff SMITH	Mini Se7en 998	20	20:29.245	1 Lap	1 Lap	70.75	59.869	16
3	77	7	2 Andrew DEVINY	Mini Se7en	20	20:37.694	1 Lap	8.449	70.26	1:00.187	4
4	28*	7	3 Dom BURGER	Mini Se7en 998	20	20:39.428	1 Lap	1.734	70.17	59.652	4
5	40	Mig	2 Stuart WRIGHT	Mini Miglia 1293	20	20:54.569	1 Lap	15.141	69.32	59.478	17
6	787*	7S	1 Connor O BRIEN	Mini Se7en S 1293	20	20:55.683	1 Lap	1.114	69.26	1:00.744	10
7	26	7	4 Nigel DAVIES	Mini Se7en 998	20	20:55.949	1 Lap	0.266	69.24	1:00.640	10
8	76	7	5 Jo POLLEY	Mini Se7en 998	20	21:02.834	1 Lap	6.885	68.87	1:01.105	9
9	712	7S	2 Greg DAW	Mini Se7en S 1293	19	20:18.316	2 Laps	1 Lap	67.81	1:01.849	8
10	742	7S	3 Benjamin BUTLER	Mini Se7en S 1275	19	20:21.130	2 Laps	2.814	67.66	1:02.061	17
11	720	7S	4 Ben CUTLER	Mini Se7en S 1293	19	20:21.613	2 Laps	0.483	67.63	1:02.149	17
12	73	7	6 Arnold DUNCAN	Mini Se7en 998	19	21:00.180	2 Laps	38.567	65.56	1:01.981	5

NOT CLASSIFIED

DNF	21	7	Jordan SIMS	Mini Se7en 998	10	10:58.962	11 Laps	9 Laps	65.99	1:01.900	6
DNF	39	7	Glen WOODBRIDGE	Mini Se7en 998	3	3:32.290	18 Laps	7 Laps	61.45	1:01.648	3

FASTEST LAP

	83	Mig	Colin PEACOCK	Mini Miglia 1293	9	55.358			78.55 mph	126.42 kph
	28	7	Dom BURGER	Mini Se7en 998	4	59.652			72.89 mph	117.32 kph
	787	7S	Connor O BRIEN	Mini Se7en S 1293	10	1:00.744			71.58 mph	115.21 kph

Car 787 - Please fit a working transponder as stopped working ref Reg Q12.2.1

Car 28 - 10 second penalty applied for false start ref Reg Q12.4

Weather / Track : Cloudy / Dry

These results are provisional until the conclusion of any judicial and technical matters.

Brands Hatch Indy

Circuit Length = 1.2079 miles

Start: 14:15 Flag 14:35 End: 14:37

Clerk Of Course :	Steward :	Timekeeper :

Mini Se7en & Mini Miglia Championships

RACE 4 - LAP CHART

LAP 1 @ 14:16:49.930			LAP 2 @ 14:17:54.191			LAP 3 @ 14:18:59.815			LAP 4 @ 14:19:56.357			LAP 5 @ 14:20:52.390		
NO	BEHIND	LAP TIME	NO	BEHIND	LAP TIME	NO	BEHIND	LAP TIME	NO	BEHIND	LAP TIME	NO	BEHIND	LAP TIME
40		1:11.787	40		1:04.261	83		58.147	83		56.542	83		56.033
35	12.529	1:24.316	83	7.477	58.276	40	0.404	1:06.028	35	7.392	1:00.668	35	11.265	59.906
77	13.206	1:24.993	35	9.002	1:00.734	35	3.266	59.888	28	7.502	59.652	28	11.394	59.925
28	13.226	1:25.013	28	9.853	1:00.888	28	4.392	1:00.163	77	8.209	1:00.187	77	12.551	1:00.375
83	13.462	1:25.249	77	9.889	1:00.944	77	4.564	1:00.299	40	9.712	1:05.850	40	15.995	1:02.316
76	15.480	1:27.267	76	13.275	1:02.056	76	9.761	1:02.110	76	15.052	1:01.833	787	20.576	1:01.058
26	15.657	1:27.444	26	13.594	1:02.198	26	9.985	1:02.015	787	15.551	1:01.714	76	20.802	1:01.783
787	16.292	1:28.079	787	14.046	1:02.015	787	10.379	1:01.957	26	15.734	1:02.291	26	21.077	1:01.376
39	17.089	1:28.876	39	14.594	1:01.766	39	10.618	1:01.648	73	19.859	1:02.712	73	25.807	1:01.981
73	18.051	1:29.838	73	16.481	1:02.691	73	13.689	1:02.832	712	20.477	1:01.980	712	26.432	1:01.988
742	18.852	1:30.639	742	17.603	1:03.012	712	15.039	1:02.892	742	21.437	1:02.391	742	27.980	1:02.576
712	19.181	1:30.968	712	17.771	1:02.851	742	15.588	1:03.609	720	22.258	1:02.976	21	29.418	1:02.816
720	19.291	1:31.078	720	18.235	1:03.205	720	15.824	1:03.213	21	22.635	1:02.943	720	29.611	1:03.386
21	19.891	1:31.678	21	18.978	1:03.348	21	16.234	1:02.880						

Weather / Track : Cloudy / Dry

Results can be found at www.tsl-timing.com

Page 1 of 5

Brands Hatch Indy
 Circuit Length = 1.2079 miles
 Start: 14:15 Flag 14:35 End: 14:37

Printed - 14:39 Saturday, 09 November 2019

Mini Se7en & Mini Miglia Championships

RACE 4 - LAP CHART

LAP 6 @ 14:21:48.732			LAP 7 @ 14:22:44.583			LAP 8 @ 14:23:40.534			LAP 9 @ 14:24:35.892			LAP 10 @ 14:25:32.173		
NO	BEHIND	LAP TIME	NO	BEHIND	LAP TIME	NO	BEHIND	LAP TIME	NO	BEHIND	LAP TIME	NO	BEHIND	LAP TIME
83		56.342	83		55.851	83		55.951	83		55.358	83		56.281
35	15.177	1:00.254	35	19.977	1:00.651	35	24.495	1:00.469	73	1 Lap	1:02.260	21	1 Lap	1:02.603
28	15.319	1:00.267	28	20.080	1:00.612	28	24.638	1:00.509	35	29.211	1:00.074	720	1 Lap	1:02.870
77	16.827	1:00.618	77	21.355	1:00.379	77	26.080	1:00.676	28	29.381	1:00.101	73	1 Lap	1:02.054
40	21.511	1:01.858	40	27.160	1:01.500	40	33.160	1:01.951	77	31.207	1:00.485	35	33.013	1:00.083
26	25.617	1:00.882	26	31.873	1:02.107	26	37.060	1:01.138	40	39.129	1:01.327	28	33.187	1:00.087
787	25.718	1:01.484	787	31.990	1:02.123	787	37.316	1:01.277	26	42.492	1:00.790	77	35.281	1:00.355
76	26.415	1:01.955	76	32.307	1:01.743	76	37.571	1:01.215	787	42.794	1:00.836	40	44.307	1:01.459
712	32.621	1:02.531	712	38.967	1:02.197	712	44.865	1:01.849	76	43.318	1:01.105	26	46.851	1:00.640
742	34.560	1:02.922	742	41.315	1:02.606	742	48.618	1:03.254	712	51.955	1:02.448	787	47.257	1:00.744
21	34.976	1:01.900	21	41.479	1:02.354	21	49.700	1:04.172	742	56.104	1:02.844	76	48.187	1:01.150
720	36.586	1:03.317	720	43.429	1:02.694	720	49.943	1:02.465						
73	48.900	1:19.435	73	55.711	1:02.662									

Weather / Track : Cloudy / Dry

Results can be found at www.tsl-timing.com

Page 2 of 5

Brands Hatch Indy
 Circuit Length = 1.2079 miles
 Start: 14:15 Flag 14:35 End: 14:37

Printed - 14:39 Saturday, 09 November 2019

Mini Se7en & Mini Miglia Championships

RACE 4 - LAP CHART

LAP 11 @ 14:26:28.776			LAP 12 @ 14:27:24.545			LAP 13 @ 14:28:20.654			LAP 14 @ 14:29:16.538			LAP 15 @ 14:30:12.871		
NO	BEHIND	LAP TIME	NO	BEHIND	LAP TIME	NO	BEHIND	LAP TIME	NO	BEHIND	LAP TIME	NO	BEHIND	LAP TIME
83		56.603	83		55.769	83		56.109	83		55.884	83		56.333
712	1 Lap	1:02.488	712	1 Lap	1:02.041	26	1 Lap	1:01.409	40	1 Lap	1:02.826	40	1 Lap	1:00.746
742	1 Lap	1:02.672	742	1 Lap	1:02.897	787	1 Lap	1:01.004	26	1 Lap	1:00.957	26	1 Lap	1:01.301
720	1 Lap	1:03.076	720	1 Lap	1:02.310	76	1 Lap	1:02.310	787	1 Lap	1:01.134	787	1 Lap	1:01.275
21	1 Lap	1:04.268	73	1 Lap	1:04.202	712	1 Lap	1:02.036	76	1 Lap	1:01.631	76	1 Lap	1:01.869
73	1 Lap	1:02.141	28	41.496	1:00.542	742	1 Lap	1:02.716	712	1 Lap	1:02.497	712	1 Lap	1:02.714
35	36.693	1:00.283	35	41.644	1:00.720	720	1 Lap	1:02.292	742	1 Lap	1:03.050	742	1 Lap	1:02.568
28	36.723	1:00.139	77	44.245	1:00.782	73	1 Lap	1:03.078	720	1 Lap	1:02.773	720	1 Lap	1:02.634
77	39.232	1:00.554	40	53.410	1:00.838	28	45.824	1:00.437	73	1 Lap	1:05.546	73	1 Lap	1:05.568
40	48.341	1:00.637				35	46.316	1:00.781	28	50.123	1:00.183	28	53.821	1:00.031
26	50.993	1:00.745				77	48.998	1:00.862	35	50.302	59.870	35	54.190	1:00.221
787	51.550	1:00.896							77	53.931	1:00.817			
76	53.132	1:01.548												

Weather / Track : Cloudy / Dry

Results can be found at www.tsl-timing.com

Page 3 of 5

Brands Hatch Indy
 Circuit Length = 1.2079 miles
 Start: 14:15 Flag 14:35 End: 14:37

Printed - 14:39 Saturday, 09 November 2019

Mini Se7en & Mini Miglia Championships

RACE 4 - LAP CHART

LAP 16 @ 14:31:09.135			LAP 17 @ 14:32:06.520			LAP 18 @ 14:33:03.225			LAP 19 @ 14:33:59.472			LAP 20 @ 14:34:56.158		
NO	BEHIND	LAP TIME	NO	BEHIND	LAP TIME	NO	BEHIND	LAP TIME	NO	BEHIND	LAP TIME	NO	BEHIND	LAP TIME
83		56.264	83		57.385	83		56.705	83		56.247	83		56.686
77	1 Lap	1:00.823	28	1 Lap	1:00.206	35	1 Lap	1:00.042	35	1 Lap	59.910	742	2 Laps	1:02.511
40	1 Lap	1:00.328	35	1 Lap	59.869	28	1 Lap	1:00.265	28	1 Lap	1:00.011	720	2 Laps	1:02.529
26	1 Lap	1:01.866	73	2 Laps	1:06.511	77	1 Lap	1:00.781	77	1 Lap	1:00.695	35	1 Lap	1:00.031
787	1 Lap	1:01.767	77	1 Lap	1:00.508	73	2 Laps	1:06.178	40	1 Lap	59.772	28	1 Lap	59.857
76	1 Lap	1:01.794	40	1 Lap	1:00.077	40	1 Lap	59.478	73	2 Laps	1:06.031	77	1 Lap	1:01.139
712	1 Lap	1:02.389	26	1 Lap	1:01.609	26	1 Lap	1:01.454	787	1 Lap	1:01.729	40	1 Lap	1:00.157
742	1 Lap	1:03.144	787	1 Lap	1:01.708	787	1 Lap	1:01.186	26	1 Lap	1:01.765	73	2 Laps	1:07.029
720	1 Lap	1:02.750	76	1 Lap	1:02.293	76	1 Lap	1:02.405	76	1 Lap	1:02.131	787	1 Lap	1:01.713
			712	1 Lap	1:03.151	712	1 Lap	1:02.768	712	1 Lap	1:04.821	26	1 Lap	1:01.713
			742	1 Lap	1:02.676	742	1 Lap	1:02.061				76	1 Lap	1:02.221
			720	1 Lap	1:02.823	720	1 Lap	1:02.149						

Weather / Track : Cloudy / Dry

Results can be found at www.tsl-timing.com

Page 4 of 5

Brands Hatch Indy
 Circuit Length = 1.2079 miles
 Start: 14:15 Flag 14:35 End: 14:37

Printed - 14:39 Saturday, 09 November 2019

Mini Se7en & Mini Miglia Championships

RACE 4 - LAP CHART

LAP 21 @ 14:35:54.128

NO	BEHIND	LAP TIME
83		57.970
712	2 Laps	1:03.707
742	2 Laps	1:02.982
720	2 Laps	1:03.073
35	1 Lap	1:00.475
28	1 Lap	1:00.540
77	1 Lap	1:01.422
40	1 Lap	1:11.373
787	1 Lap	1:01.984
26	1 Lap	1:02.249
73	2 Laps	1:07.431
76	1 Lap	1:02.415

Weather / Track : Cloudy / Dry

Results can be found at www.tsl-timing.com

Page 5 of 5

Brands Hatch Indy
Circuit Length = 1.2079 miles
Start: 14:15 Flag 14:35 End: 14:37

Printed - 14:39 Saturday, 09 November 2019

Mini Se7en & Mini Miglia Championships

RACE 4 - LAP ANALYSIS

DIFF = Difference To Personal Best Lap

P1 83 Colin PEACOCK				
LAP	LAP TIME	DIFF	MPH	TIME OF DAY
1 -	1:25.249	29.891	51.01	14:17:03.392
2 -	58.276	2.918	74.62	14:18:01.668
3 -	58.147	2.789	74.78	14:18:59.815
4 -	56.542	1.184	76.90	14:19:56.357
5 -	56.033	0.675	77.60	14:20:52.390
6 -	56.342	0.984	77.18	14:21:48.732
7 -	55.851 (3)	0.493	77.86	14:22:44.583
8 -	55.951	0.593	77.72	14:23:40.534
9 -	55.358 (1)		78.55	14:24:35.892
10 -	56.281	0.923	77.26	14:25:32.173
11 -	56.603	1.245	76.82	14:26:28.776
12 -	55.769 (2)	0.411	77.97	14:27:24.545
13 -	56.109	0.751	77.50	14:28:20.654
14 -	55.884	0.526	77.81	14:29:16.538
15 -	56.333	0.975	77.19	14:30:12.871
16 -	56.264	0.906	77.28	14:31:09.135
17 -	57.385	2.027	75.77	14:32:06.520
18 -	56.705	1.347	76.68	14:33:03.225
19 -	56.247	0.889	77.31	14:33:59.472
20 -	56.686	1.328	76.71	14:34:56.158
21 -	57.970	2.612	75.01	14:35:54.128

P2 35 Jeff SMITH				
LAP	LAP TIME	DIFF	MPH	TIME OF DAY
1 -	1:24.316	24.447	51.57	14:17:02.459
2 -	1:00.734	0.865	71.60	14:18:03.193
3 -	59.888 (3)	0.019	72.61	14:19:03.081
4 -	1:00.668	0.799	71.67	14:20:03.749
5 -	59.906	0.037	72.59	14:21:03.655
6 -	1:00.254	0.385	72.17	14:22:03.909
7 -	1:00.651	0.782	71.69	14:23:04.560
8 -	1:00.469	0.600	71.91	14:24:05.029
9 -	1:00.074	0.205	72.38	14:25:05.103
10 -	1:00.083	0.214	72.37	14:26:05.186
11 -	1:00.283	0.414	72.13	14:27:05.469
12 -	1:00.720	0.851	71.61	14:28:06.189
13 -	1:00.781	0.912	71.54	14:29:06.970
14 -	59.870 (2)	0.001	72.63	14:30:06.840
15 -	1:00.221	0.352	72.21	14:31:07.061
16 -	59.869 (1)		72.63	14:32:06.930
17 -	1:00.042	0.173	72.42	14:33:06.972
18 -	59.910	0.041	72.58	14:34:06.882
19 -	1:00.031	0.162	72.43	14:35:06.913
20 -	1:00.475	0.606	71.90	14:36:07.388

P3 28 Dom BURGER				
LAP	LAP TIME	DIFF	MPH	TIME OF DAY
1 -	1:25.013	25.361	51.15	14:17:03.156
2 -	1:00.888	1.236	71.41	14:18:04.044
3 -	1:00.163	0.511	72.28	14:19:04.207
4 -	59.652 (1)		72.89	14:20:03.859
5 -	59.925 (3)	0.273	72.56	14:21:03.784
6 -	1:00.267	0.615	72.15	14:22:04.051
7 -	1:00.612	0.960	71.74	14:23:04.663
8 -	1:00.509	0.857	71.86	14:24:05.172
9 -	1:00.101	0.449	72.35	14:25:05.273
10 -	1:00.087	0.435	72.37	14:26:05.360
11 -	1:00.139	0.487	72.30	14:27:05.499
12 -	1:00.542	0.890	71.82	14:28:06.041
13 -	1:00.437	0.785	71.95	14:29:06.478

DIFF = Difference To Personal Best Lap

14 -	1:00.183	0.531	72.25	14:30:06.661
15 -	1:00.031	0.379	72.43	14:31:06.692
16 -	1:00.206	0.554	72.22	14:32:06.898
17 -	1:00.265	0.613	72.15	14:33:07.163
18 -	1:00.011	0.359	72.46	14:34:07.174
19 -	59.857 (2)	0.205	72.64	14:35:07.031
20 -	1:00.540	0.888	71.83	14:36:07.571

P4 77 Andrew DEVINY				
LAP	LAP TIME	DIFF	MPH	TIME OF DAY
1 -	1:24.993	24.806	51.16	14:17:03.136
2 -	1:00.944	0.757	71.35	14:18:04.080
3 -	1:00.299 (2)	0.112	72.11	14:19:04.379
4 -	1:00.187 (1)		72.25	14:20:04.566
5 -	1:00.375	0.188	72.02	14:21:04.941
6 -	1:00.618	0.431	71.73	14:22:05.559
7 -	1:00.379	0.192	72.02	14:23:05.938
8 -	1:00.676	0.489	71.66	14:24:06.614
9 -	1:00.485	0.298	71.89	14:25:07.099
10 -	1:00.355 (3)	0.168	72.05	14:26:07.454
11 -	1:00.554	0.367	71.81	14:27:08.008
12 -	1:00.782	0.595	71.54	14:28:08.790
13 -	1:00.862	0.675	71.45	14:29:09.652
14 -	1:00.817	0.630	71.50	14:30:10.469
15 -	1:00.823	0.636	71.49	14:31:11.292
16 -	1:00.508	0.321	71.86	14:32:11.800
17 -	1:00.781	0.594	71.54	14:33:12.581
18 -	1:00.695	0.508	71.64	14:34:13.276
19 -	1:01.139	0.952	71.12	14:35:14.415
20 -	1:01.422	1.235	70.79	14:36:15.837

P5 40 Stuart WRIGHT				
LAP	LAP TIME	DIFF	MPH	TIME OF DAY
1 -	1:11.787	12.309	60.57	14:16:49.930
2 -	1:04.261	4.783	67.67	14:17:54.191
3 -	1:06.028	6.550	65.86	14:19:00.219
4 -	1:05.850	6.372	66.03	14:20:06.069
5 -	1:02.316	2.838	69.78	14:21:08.385
6 -	1:01.858	2.380	70.29	14:22:10.243
7 -	1:01.500	2.022	70.70	14:23:11.743
8 -	1:01.951	2.473	70.19	14:24:13.694
9 -	1:01.327	1.849	70.90	14:25:15.021
10 -	1:01.459	1.981	70.75	14:26:16.480
11 -	1:00.637	1.159	71.71	14:27:17.117
12 -	1:00.838	1.360	71.47	14:28:17.955
13 -	1:02.826	3.348	69.21	14:29:20.781
14 -	1:00.746	1.268	71.58	14:30:21.527
15 -	1:00.328	0.850	72.08	14:31:21.855
16 -	1:00.077 (3)	0.599	72.38	14:32:21.932
17 -	59.478 (1)		73.11	14:33:21.410
18 -	59.772 (2)	0.294	72.75	14:34:21.182
19 -	1:00.157	0.679	72.28	14:35:21.339
20 -	1:11.373	11.895	60.92	14:36:32.712

P6 787 Connor O BRIEN				
LAP	LAP TIME	DIFF	MPH	TIME OF DAY
1 -	1:28.079	27.335	49.37	14:17:06.222
2 -	1:02.015	1.271	70.12	14:18:08.237
3 -	1:01.957	1.213	70.18	14:19:10.194
4 -	1:01.714	0.970	70.46	14:20:11.908
5 -	1:01.058	0.314	71.22	14:21:12.966
6 -	1:01.484	0.740	70.72	14:22:14.450

Weather / Track : Cloudy / Dry

Brands Hatch Indy

Circuit Length = 1.2079 miles

Start: 14:15 Flag 14:35 End: 14:37

Mini Se7en & Mini Miglia Championships

RACE 4 - LAP ANALYSIS

DIFF = Difference To Personal Best Lap

7 -	1:02.123	1.379	69.99	14:23:16.573
8 -	1:01.277	0.533	70.96	14:24:17.850
9 -	1:00.836 (2)	0.092	71.48	14:25:18.686
10 -	1:00.744 (1)		71.58	14:26:19.430
11 -	1:00.896 (3)	0.152	71.41	14:27:20.326
12 -	1:01.004	0.260	71.28	14:28:21.330
13 -	1:01.134	0.390	71.13	14:29:22.464
14 -	1:01.275	0.531	70.96	14:30:23.739
15 -	1:01.767	1.023	70.40	14:31:25.506
16 -	1:01.708	0.964	70.47	14:32:27.214
17 -	1:01.186	0.442	71.07	14:33:28.400
18 -	1:01.729	0.985	70.44	14:34:30.129
19 -	1:01.713	0.969	70.46	14:35:31.842
20 -	1:01.984	1.240	70.15	14:36:33.826

P7 26 Nigel DAVIES

LAP	LAP TIME	DIFF	MPH	TIME OF DAY
1 -	1:27.444	26.804	49.73	14:17:05.587
2 -	1:02.198	1.558	69.91	14:18:07.785
3 -	1:02.015	1.375	70.12	14:19:09.800
4 -	1:02.291	1.651	69.81	14:20:12.091
5 -	1:01.376	0.736	70.85	14:21:13.467
6 -	1:00.882	0.242	71.42	14:22:14.349
7 -	1:02.107	1.467	70.01	14:23:16.456
8 -	1:01.138	0.498	71.12	14:24:17.594
9 -	1:00.790 (3)	0.150	71.53	14:25:18.384
10 -	1:00.640 (1)		71.71	14:26:19.024
11 -	1:00.745 (2)	0.105	71.58	14:27:19.769
12 -	1:01.409	0.769	70.81	14:28:21.178
13 -	1:00.957	0.317	71.33	14:29:22.135
14 -	1:01.301	0.661	70.93	14:30:23.436
15 -	1:01.866	1.226	70.29	14:31:25.302
16 -	1:01.609	0.969	70.58	14:32:26.911
17 -	1:01.454	0.814	70.76	14:33:28.365
18 -	1:01.765	1.125	70.40	14:34:30.130
19 -	1:01.713	1.073	70.46	14:35:31.843
20 -	1:02.249	1.609	69.85	14:36:34.092

P8 76 Jo POLLEY

LAP	LAP TIME	DIFF	MPH	TIME OF DAY
1 -	1:27.267	26.162	49.83	14:17:05.410
2 -	1:02.056	0.951	70.07	14:18:07.466
3 -	1:02.110	1.005	70.01	14:19:09.576
4 -	1:01.833	0.728	70.32	14:20:11.409
5 -	1:01.783	0.678	70.38	14:21:13.192
6 -	1:01.955	0.850	70.18	14:22:15.147
7 -	1:01.743	0.638	70.43	14:23:16.890
8 -	1:01.215 (3)	0.110	71.03	14:24:18.105
9 -	1:01.105 (1)		71.16	14:25:19.210
10 -	1:01.150 (2)	0.045	71.11	14:26:20.360
11 -	1:01.548	0.443	70.65	14:27:21.908
12 -	1:02.310	1.205	69.78	14:28:24.218
13 -	1:01.631	0.526	70.55	14:29:25.849
14 -	1:01.869	0.764	70.28	14:30:27.718
15 -	1:01.794	0.689	70.37	14:31:29.512
16 -	1:02.293	1.188	69.80	14:32:31.805
17 -	1:02.405	1.300	69.68	14:33:34.210
18 -	1:02.131	1.026	69.99	14:34:36.341
19 -	1:02.221	1.116	69.88	14:35:38.562
20 -	1:02.415	1.310	69.67	14:36:40.977

DIFF = Difference To Personal Best Lap

P9 712 Greg DAW				
LAP	LAP TIME	DIFF	MPH	TIME OF DAY
1 -	1:30.968	29.119	47.80	14:17:09.111
2 -	1:02.851	1.002	69.18	14:18:11.962
3 -	1:02.892	1.043	69.14	14:19:14.854
4 -	1:01.980 (2)	0.131	70.16	14:20:16.834
5 -	1:01.988 (3)	0.139	70.15	14:21:18.822
6 -	1:02.531	0.682	69.54	14:22:21.353
7 -	1:02.197	0.348	69.91	14:23:23.550
8 -	1:01.849 (1)		70.31	14:24:25.399
9 -	1:02.448	0.599	69.63	14:25:27.847
10 -	1:02.488	0.639	69.59	14:26:30.335
11 -	1:02.041	0.192	70.09	14:27:32.376
12 -	1:02.036	0.187	70.09	14:28:34.412
13 -	1:02.497	0.648	69.58	14:29:36.909
14 -	1:02.714	0.865	69.34	14:30:39.623
15 -	1:02.389	0.540	69.70	14:31:42.012
16 -	1:03.151	1.302	68.86	14:32:45.163
17 -	1:02.768	0.919	69.28	14:33:47.931
18 -	1:04.821	2.972	67.08	14:34:52.752
19 -	1:03.707	1.858	68.25	14:35:56.459

P10 742 Benjamin BUTLER

LAP	LAP TIME	DIFF	MPH	TIME OF DAY
1 -	1:30.639	28.578	47.97	14:17:08.782
2 -	1:03.012	0.951	69.01	14:18:11.794
3 -	1:03.609	1.548	68.36	14:19:15.403
4 -	1:02.391 (2)	0.330	69.69	14:20:17.794
5 -	1:02.576	0.515	69.49	14:21:20.370
6 -	1:02.922	0.861	69.11	14:22:23.292
7 -	1:02.606	0.545	69.45	14:23:25.898
8 -	1:03.254	1.193	68.74	14:24:29.152
9 -	1:02.844	0.783	69.19	14:25:31.996
10 -	1:02.672	0.611	69.38	14:26:34.668
11 -	1:02.897	0.836	69.13	14:27:37.565
12 -	1:02.716	0.655	69.33	14:28:40.281
13 -	1:03.050	0.989	68.97	14:29:43.331
14 -	1:02.568	0.507	69.50	14:30:45.899
15 -	1:03.144	1.083	68.86	14:31:49.043
16 -	1:02.676	0.615	69.38	14:32:51.719
17 -	1:02.061 (1)		70.06	14:33:53.780
18 -	1:02.511 (3)	0.450	69.56	14:34:56.291
19 -	1:02.982	0.921	69.04	14:35:59.273

P11 720 Ben CUTLER

LAP	LAP TIME	DIFF	MPH	TIME OF DAY
1 -	1:31.078	28.929	47.74	14:17:09.221
2 -	1:03.205	1.056	68.80	14:18:12.426
3 -	1:03.213	1.064	68.79	14:19:15.639
4 -	1:02.976	0.827	69.05	14:20:18.615
5 -	1:03.386	1.237	68.60	14:21:22.001
6 -	1:03.317	1.168	68.67	14:22:25.318
7 -	1:02.694	0.545	69.36	14:23:28.012
8 -	1:02.465	0.316	69.61	14:24:30.477
9 -	1:02.870	0.721	69.16	14:25:33.347
10 -	1:03.076	0.927	68.94	14:26:36.423
11 -	1:02.310 (3)	0.161	69.78	14:27:38.733
12 -	1:02.292 (2)	0.143	69.80	14:28:41.025
13 -	1:02.773	0.624	69.27	14:29:43.798
14 -	1:02.634	0.485	69.42	14:30:46.432
15 -	1:02.750	0.601	69.30	14:31:49.182
16 -	1:02.823	0.674	69.21	14:32:52.005

Brands Hatch Indy

Circuit Length = 1.2079 miles

Start: 14:15 Flag 14:35 End: 14:37

Weather / Track : Cloudy / Dry

Mini Se7en & Mini Miglia Championships

RACE 4 - LAP ANALYSIS

DIFF = Difference To Personal Best Lap

17 -	1:02.149 (1)		69.97	14:33:54.154
18 -	1:02.529	0.380	69.54	14:34:56.683
19 -	1:03.073	0.924	68.94	14:35:59.756

P12 73 Arnold DUNCAN				
LAP	LAP TIME	DIFF	MPH	TIME OF DAY
1 -	1:29.838	27.857	48.40	14:17:07.981
2 -	1:02.691	0.710	69.36	14:18:10.672
3 -	1:02.832	0.851	69.21	14:19:13.504
4 -	1:02.712	0.731	69.34	14:20:16.216
5 -	1:01.981 (1)		70.16	14:21:18.197
6 -	1:19.435	17.454	54.74	14:22:37.632
7 -	1:02.662	0.681	69.39	14:23:40.294
8 -	1:02.260	0.279	69.84	14:24:42.554
9 -	1:02.054 (2)	0.073	70.07	14:25:44.608
10 -	1:02.141 (3)	0.160	69.97	14:26:46.749
11 -	1:04.202	2.221	67.73	14:27:50.951
12 -	1:03.078	1.097	68.94	14:28:54.029
13 -	1:05.546	3.565	66.34	14:29:59.575
14 -	1:05.568	3.587	66.32	14:31:05.143
15 -	1:06.511	4.530	65.38	14:32:11.654
16 -	1:06.178	4.197	65.71	14:33:17.832
17 -	1:06.031	4.050	65.85	14:34:23.863
18 -	1:07.029	5.048	64.87	14:35:30.892
19 -	1:07.431	5.450	64.48	14:36:38.323

P13 21 Jordan SIMS				
LAP	LAP TIME	DIFF	MPH	TIME OF DAY
1 -	1:31.678	29.778	47.43	14:17:09.821
2 -	1:03.348	1.448	68.64	14:18:13.169
3 -	1:02.880	0.980	69.15	14:19:16.049
4 -	1:02.943	1.043	69.08	14:20:18.992
5 -	1:02.816	0.916	69.22	14:21:21.808
6 -	1:01.900 (1)		70.25	14:22:23.708
7 -	1:02.354 (2)	0.454	69.74	14:23:26.062
8 -	1:04.172	2.272	67.76	14:24:30.234
9 -	1:02.603 (3)	0.703	69.46	14:25:32.837
10 -	1:04.268	2.368	67.66	14:26:37.105

P14 39 Glen WOODBRIDGE				
LAP	LAP TIME	DIFF	MPH	TIME OF DAY
1 -	1:28.876 (3)	27.228	48.92	14:17:07.019
2 -	1:01.766 (2)	0.118	70.40	14:18:08.785
3 -	1:01.648 (1)		70.53	14:19:10.433

Weather / Track : Cloudy / Dry

Results can be found at www.tsl-timing.com

Page 3 of 3

Brands Hatch Indy
Circuit Length = 1.2079 miles
Start: 14:15 Flag 14:35 End: 14:37

Printed - 14:39 Saturday, 09 November 2019

Mini Se7en & Mini Miglia Championships

RACE 4 - STATISTICS

Competitors Started 14
Planned Start 2019-11-09 @ 14:15:00.000
Actual Start 2019-11-09 @ 14:15:38.142
Finish Time 2019-11-09 @ 14:35:53.532
Track Length 1.2079mi.
Total Laps 250
Total Distance Covered 301.9863mi.

Session Fastest Lap History

NO	CL	NAME	LAP TIME	TIME OF DAY	LAP	VEHICLE
40	Mig	Stuart WRIGHT	1:11.787	14:16:49.942	1	Mini Miglia 1293
40	Mig	Stuart WRIGHT	1:04.261	14:17:54.203	2	Mini Miglia 1293
83	Mig	Colin PEACOCK	58.276	14:18:01.676	2	Mini Miglia 1293
83	Mig	Colin PEACOCK	58.147	14:18:59.824	3	Mini Miglia 1293
83	Mig	Colin PEACOCK	56.542	14:19:56.365	4	Mini Miglia 1293
83	Mig	Colin PEACOCK	56.033	14:20:52.398	5	Mini Miglia 1293
83	Mig	Colin PEACOCK	55.851	14:22:44.591	7	Mini Miglia 1293
83	Mig	Colin PEACOCK	55.358	14:24:35.900	9	Mini Miglia 1293

Session Leader History

NO	CL	NAME	FROM LAP	LAPS LED	DISTANCE	VEHICLE
40	Mig	Stuart WRIGHT	1	2	2.41 miles	Mini Miglia 1293
83	Mig	Colin PEACOCK	3	19	22.95 miles	Mini Miglia 1293

Flag History

TYPE	TIME OF DAY
GREEN	14:15:38.142
FINISH	14:35:53.532

Flag Statistics

TYPE	COUNT	TOTAL LAPS	TOTAL TIME
Green	1	21	21:33.730
Red	0	0	0.000
Safety Car	0	0	0.000
FCY	0	0	0.000

Mini Se7en & Mini Miglia Championships

RACE 4 - STATISTICS

CLASS : 7

8 Starters

Fastest Lap History

NO	NAME	LAP TIME	TIME OF DAY	LAP	VEHICLE
35	Jeff SMITH	1:24.316	14:17:02.470	1	Mini Se7en 998
35	Jeff SMITH	1:00.734	14:18:03.205	2	Mini Se7en 998
35	Jeff SMITH	59.888	14:19:03.093	3	Mini Se7en 998
28	Dom BURGER	59.652	14:20:03.872	4	Mini Se7en 998

Leader History

NO	NAME	FROM LAP	LAPS LED	DISTANCE	VEHICLE
35	Jeff SMITH	1	11	13.28 miles	Mini Se7en 998
28	Dom BURGER	12	5	6.03 miles	Mini Se7en 998
35	Jeff SMITH	17	4	4.83 miles	Mini Se7en 998

Mini Se7en & Mini Miglia Championships

RACE 4 - STATISTICS

CLASS : 7 S

4 Starters

Fastest Lap History

NO	NAME	LAP TIME	TIME OF DAY	LAP	VEHICLE
787	Connor O BRIEN	1:28.079	14:17:06.222	1	Mini Se7en S 1293
787	Connor O BRIEN	1:02.015	14:18:08.237	2	Mini Se7en S 1293
787	Connor O BRIEN	1:01.957	14:19:10.194	3	Mini Se7en S 1293
787	Connor O BRIEN	1:01.714	14:20:11.908	4	Mini Se7en S 1293
787	Connor O BRIEN	1:01.058	14:21:12.966	5	Mini Se7en S 1293
787	Connor O BRIEN	1:00.836	14:25:18.686	9	Mini Se7en S 1293
787	Connor O BRIEN	1:00.744	14:26:19.430	10	Mini Se7en S 1293

Leader History

NO	NAME	FROM LAP	LAPS LED	DISTANCE	VEHICLE
787	Connor O BRIEN	1	20	24.15 miles	Mini Se7en S 1293

Mini Se7en & Mini Miglia Championships

RACE 4 - STATISTICS

CLASS : Mig

2 Starters

Fastest Lap History


NO	NAME	LAP TIME	TIME OF DAY	LAP	VEHICLE
40	Stuart WRIGHT	1:11.787	14:16:49.942	1	Mini Miglia 1293
40	Stuart WRIGHT	1:04.261	14:17:54.203	2	Mini Miglia 1293
83	Colin PEACOCK	58.276	14:18:01.676	2	Mini Miglia 1293
83	Colin PEACOCK	58.147	14:18:59.824	3	Mini Miglia 1293
83	Colin PEACOCK	56.542	14:19:56.365	4	Mini Miglia 1293
83	Colin PEACOCK	56.033	14:20:52.398	5	Mini Miglia 1293
83	Colin PEACOCK	55.851	14:22:44.591	7	Mini Miglia 1293
83	Colin PEACOCK	55.358	14:24:35.900	9	Mini Miglia 1293

Leader History

NO	NAME	FROM LAP	LAPS LED	DISTANCE	VEHICLE
40	Stuart WRIGHT	1	2	2.41 miles	Mini Miglia 1293
83	Colin PEACOCK	3	19	22.95 miles	Mini Miglia 1293

Mini Se7en & Mini Miglia Championships

RACE 9 - GRID (20 minutes)

ROW 11	21	742	Benjamin BUTLER	22	720	Ben CUTLER	
ROW 10		19	787	Connor O BRIEN	20	712	Greg DAW
ROW 9							
ROW 8							
ROW 7	13	21	Jordan SIMS	14	73	Arnold DUNCAN	
ROW 6		11	76	Jo POLLEY	12	39	Glen WOODBRIDGE
ROW 5	9	77	Andrew DEVINY	10	26	Nigel DAVIES	
ROW 4		7	28	Dom BURGER	8	35	Jeff SMITH
ROW 3							
ROW 2							
ROW 1	1	83	Colin PEACOCK	2	40	Stuart WRIGHT	
Pole							
							

Brands Hatch Indy
Circuit Length = 1.2079 miles

These results are provisional until the conclusion of any judicial and technical matters.

Clerk Of Course :	Steward :	Timekeeper :

Mini Se7en & Mini Miglia Championships

RACE 9 - CLASSIFICATION

POS	NO	CL	PIC NAME	ENTRY	LAPS	TIME	GAP	DIFF	MPH	BEST	ON
1	83	Mig	1 Colin PEACOCK	Mini Miglia 1293	18	20:59.029			62.17	56.962	14
2	40	Mig	2 Stuart WRIGHT	Mini Miglia 1293	18	21:15.014	15.985	15.985	61.39	58.629	14
3	35	7	1 Jeff SMITH	Mini Se7en 998	18	21:18.720	19.691	3.706	61.21	59.700	18
4	28	7	2 Dom BURGER	Mini Se7en 998	18	21:23.397	24.368	4.677	60.99	59.952	12
5	787	7S	1 Connor O BRIEN	Mini Se7en S 1293	18	21:39.954	40.925	16.557	60.21	1:01.428	17
6	720	7S	2 Ben CUTLER	Mini Se7en S 1293	18	21:53.386	54.357	13.432	59.59	1:01.503	13
7	742	7S	3 Benjamin BUTLER	Mini Se7en S 1275	18	21:55.026	55.997	1.640	59.52	1:01.731	12
8	39	7	3 Glen WOODBRIDGE	Mini Se7en 998	18	22:00.574	1:01.545	5.548	59.27	1:01.741	14
9	712	7S	4 Greg DAW	Mini Se7en S 1293	17	21:04.941	1 Lap	1 Lap	58.44	1:01.387	13
10	21	7	4 Jordan SIMS	Mini Se7en 998	17	21:09.384	1 Lap	4.443	58.23	1:03.056	12
11	77	7	5 Andrew DEVINY	Mini Se7en	16	21:39.654	2 Laps	1 Lap	53.53	1:01.272	11

NOT CLASSIFIED

DNF	26	7	Nigel DAVIES	Mini Se7en 998	14	17:41.398	4 Laps	2 Laps	57.35	1:01.357	13
DNF	73	7	Arnold DUNCAN	Mini Se7en 998	13	16:37.554	5 Laps	1 Lap	56.67	1:01.011	12
DNF	76	7	Jo POLLEY	Mini Se7en 998	0						

FASTEST LAP

83	Mig	Colin PEACOCK	Mini Miglia 1293	14	56.962	76.34 mph	122.86 kph
35	7	Jeff SMITH	Mini Se7en 998	18	59.700	72.84 mph	117.22 kph
712	7S	Greg DAW	Mini Se7en S 1293	13	1:01.387	70.83 mph	114.00 kph

Weather / Track : Cloudy / Dry

These results are provisional until the conclusion of any judicial and technical matters.

Brands Hatch Indy

Circuit Length = 1.2079 miles

Start: 12:21 Flag 12:42 End: 12:43

Clerk Of Course :	Steward :	Timekeeper :
-------------------	-----------	--------------

Mini Se7en & Mini Miglia Championships

RACE 9 - LAP CHART

LAP 1 @ 12:22:46.156			LAP 2 @ 12:23:48.277			LAP 3 @ 12:25:24.061			LAP 4 @ 12:28:01.368			LAP 5 @ 12:29:43.796		
NO	BEHIND	LAP TIME	NO	BEHIND	LAP TIME	NO	BEHIND	LAP TIME	NO	BEHIND	LAP TIME	NO	BEHIND	LAP TIME
83		1:10.394	83		1:02.121	83		1:35.784	83		2:37.307	83		1:42.428
40	1.962	1:12.356	40	4.011	1:04.170	40	1.430	1:33.203	40	1.768	2:37.645	40	0.682	1:41.342
35	9.962	1:20.356	35	9.488	1:01.647	35	3.694	1:29.990	35	3.584	2:37.197	35	4.182	1:43.026
28	10.459	1:20.853	28	10.362	1:02.024	28	4.660	1:30.082	28	4.362	2:37.009	28	5.069	1:43.135
77	13.118	1:23.512	77	13.574	1:02.577	77	5.212	1:27.422	77	5.122	2:37.217	77	6.404	1:43.710
787	14.223	1:24.617	787	15.900	1:03.798	787	6.238	1:26.122	787	6.278	2:37.347	787	6.912	1:43.062
39	15.904	1:26.298	39	17.430	1:03.647	39	6.804	1:25.158	39	7.212	2:37.715	39	8.159	1:43.375
712	16.914	1:27.308	712	18.312	1:03.519	712	7.794	1:25.266	712	8.379	2:37.892	712	9.732	1:43.781
73	17.259	1:27.653	720	18.612	1:03.473	720	8.568	1:25.740	720	9.084	2:37.823	720	10.103	1:43.447
720	17.260	1:27.654	73	18.657	1:03.519	73	9.368	1:26.495	73	9.836	2:37.775	73	10.274	1:42.866
26	17.313	1:27.707	26	20.265	1:05.073	26	10.043	1:25.562	26	10.929	2:38.193	26	11.180	1:42.679
21	17.814	1:28.208	21	21.367	1:05.674	21	11.316	1:25.733	21	11.945	2:37.936	21	12.959	1:43.442
742	18.298	1:28.692	742	21.701	1:05.524	742	11.921	1:26.004	742	12.712	2:38.098	742	13.121	1:42.837

Weather / Track : Cloudy / Dry

Results can be found at www.tsl-timing.com

Page 1 of 4

Brands Hatch Indy
 Circuit Length = 1.2079 miles
 Start: 12:21 Flag 12:42 End: 12:43

Printed - 12:45 Sunday, 10 November 2019

Mini Se7en & Mini Miglia Championships

RACE 9 - LAP CHART

LAP 6 @ 12:30:44.581			LAP 7 @ 12:31:44.436			LAP 8 @ 12:32:43.615			LAP 9 @ 12:33:42.693			LAP 10 @ 12:34:40.773		
NO	BEHIND	LAP TIME	NO	BEHIND	LAP TIME	NO	BEHIND	LAP TIME	NO	BEHIND	LAP TIME	NO	BEHIND	LAP TIME
83		1:00.785	83		59.855	83		59.179	83		59.078	83		58.080
40	1.916	1:02.019	40	2.858	1:00.797	40	4.757	1:01.078	40	6.458	1:00.779	40	8.698	1:00.320
35	4.606	1:01.209	35	5.568	1:00.817	35	7.341	1:00.952	35	9.048	1:00.785	35	11.394	1:00.426
28	4.962	1:00.678	77	9.993	1:01.907	77	13.028	1:02.214	28	14.888	1:00.888	28	17.013	1:00.205
77	7.941	1:02.322	28	10.275	1:05.168	28	13.078	1:01.982	787	16.827	1:01.935	787	20.867	1:02.120
787	8.604	1:02.477	787	10.764	1:02.015	787	13.970	1:02.385	73	21.992	1:02.368	77	1 Lap	2:08.613 P
39	10.274	1:02.900	39	13.668	1:03.249	39	17.618	1:03.129	39	22.019	1:03.479	73	27.570	1:03.658
712	13.654	1:04.707	73	16.479	1:02.604	73	18.702	1:01.402	720	23.761	1:02.420	39	27.596	1:03.657
720	13.728	1:04.410	720	17.409	1:03.536	720	20.419	1:02.189	742	24.308	1:02.168	742	28.230	1:02.002
73	13.730	1:04.241	712	17.623	1:03.824	742	21.218	1:02.343	26	24.813	1:01.980	720	28.380	1:02.699
26	14.208	1:03.813	742	18.054	1:02.895	712	21.303	1:02.859	712	25.730	1:03.505	26	29.164	1:02.431
742	15.014	1:02.678	26	18.058	1:03.705	26	21.911	1:03.032	21	31.211	1:03.831	712	29.939	1:02.289
21	16.844	1:04.670	21	21.537	1:04.548	21	26.458	1:04.100				21	37.205	1:04.074

Weather / Track : Cloudy / Dry

Results can be found at www.tsl-timing.com

Page 2 of 4

Brands Hatch Indy
 Circuit Length = 1.2079 miles
 Start: 12:21 Flag 12:42 End: 12:43

Printed - 12:45 Sunday, 10 November 2019

Mini Se7en & Mini Miglia Championships

RACE 9 - LAP CHART

LAP 11 @ 12:35:38.663			LAP 12 @ 12:36:36.385			LAP 13 @ 12:37:33.600			LAP 14 @ 12:38:30.562			LAP 15 @ 12:39:29.287		
NO	BEHIND	LAP TIME	NO	BEHIND	LAP TIME	NO	BEHIND	LAP TIME	NO	BEHIND	LAP TIME	NO	BEHIND	LAP TIME
83		57.890	83		57.722	83		57.215	83		56.962	83		58.725
40	11.233	1:00.425	40	13.530	1:00.019	40	16.129	59.814	40	17.796	58.629	21	1 Lap	1:04.344
35	14.080	1:00.576	35	16.526	1:00.168	35	19.680	1:00.369	35	22.643	59.925	40	19.399	1:00.328
28	19.362	1:00.239	28	21.592	59.952	28	24.338	59.961	28	27.451	1:00.075	35	23.998	1:00.080
787	25.115	1:02.138	787	29.268	1:01.875	787	33.684	1:01.631	787	38.362	1:01.640	28	28.681	59.955
77	1 Lap	1:04.217	73	34.186	1:01.011	77	1 Lap	1:02.453	77	1 Lap	1:02.353	787	41.086	1:01.449
73	30.897	1:01.217	77	1 Lap	1:01.272	73	39.716	1:02.745	39	45.760	1:01.741	77	1 Lap	1:01.884
39	32.107	1:02.401	39	36.181	1:01.796	39	40.981	1:02.015	742	45.878	1:01.731	39	49.188	1:02.153
742	32.350	1:02.010	742	36.359	1:01.731	742	41.109	1:01.965	26	46.598	1:01.991	742	49.339	1:02.186
26	33.460	1:02.186	26	37.427	1:01.689	26	41.569	1:01.357	720	47.465	1:01.980	720	51.644	1:02.904
720	33.846	1:03.356	720	38.159	1:02.035	720	42.447	1:01.503	712	48.407	1:02.601			
712	34.512	1:02.463	712	38.596	1:01.806	712	42.768	1:01.387						
21	43.169	1:03.854	21	48.503	1:03.056	21	54.851	1:03.563						

Weather / Track : Cloudy / Dry

Results can be found at www.tsl-timing.com

Page 3 of 4

Brands Hatch Indy
 Circuit Length = 1.2079 miles
 Start: 12:21 Flag 12:42 End: 12:43

Printed - 12:45 Sunday, 10 November 2019

Mini Se7en & Mini Miglia Championships

RACE 9 - LAP CHART

LAP 16 @ 12:40:27.799			LAP 17 @ 12:41:26.323			LAP 18 @ 12:42:34.791		
NO	BEHIND	LAP TIME	NO	BEHIND	LAP TIME	NO	BEHIND	LAP TIME
83		58.512	83		58.524	83		1:08.468
712	1 Lap	1:12.656	712	1 Lap	1:04.548	712	1 Lap	1:04.530
21	1 Lap	1:04.149	21	1 Lap	1:04.385	21	1 Lap	1:03.817
40	23.372	1:02.485	40	24.907	1:00.059	40	15.985	59.546
35	26.136	1:00.650	35	28.459	1:00.847	35	19.691	59.700
28	30.587	1:00.418	28	32.403	1:00.340	28	24.368	1:00.433
787	44.523	1:01.949	77	2 Laps	1:54.047 P	77	2 Laps	1:03.934
39	54.805	1:04.129	787	47.427	1:01.428	787	40.925	1:01.966
742	56.060	1:05.233	720	1:00.557	1:03.020	720	54.357	1:02.268
720	56.061	1:02.929	39	1:01.768	1:05.487	742	55.997	1:01.837
			742	1:02.628	1:05.092	39	1:01.545	1:08.245

Weather / Track : Cloudy / Dry

Results can be found at www.tsl-timing.com

Page 4 of 4

Brands Hatch Indy
Circuit Length = 1.2079 miles
Start: 12:21 Flag 12:42 End: 12:43

Printed - 12:45 Sunday, 10 November 2019

Mini Se7en & Mini Miglia Championships

RACE 9 - LAP ANALYSIS

DIFF = Difference To Personal Best Lap

P1 83 Colin PEACOCK				
LAP	LAP TIME	DIFF	MPH	TIME OF DAY
1 -	1:10.394	13.432	61.77	12:22:46.156
2 -	1:02.121	5.159	70.00	12:23:48.277
3 -	1:35.784	38.822	45.40	12:25:24.061
4 -	2:37.307	1:40.345	27.64	12:28:01.368
5 -	1:42.428	45.466	42.45	12:29:43.796
6 -	1:00.785	3.823	71.54	12:30:44.581
7 -	59.855	2.893	72.65	12:31:44.436
8 -	59.179	2.217	73.48	12:32:43.615
9 -	59.078	2.116	73.60	12:33:42.693
10 -	58.080	1.118	74.87	12:34:40.773
11 -	57.890	0.928	75.11	12:35:38.663
12 -	57.722 (3)	0.760	75.33	12:36:36.385
13 -	57.215 (2)	0.253	76.00	12:37:33.600
14 -	56.962 (1)		76.34	12:38:30.562
15 -	58.725	1.763	74.05	12:39:29.287
16 -	58.512	1.550	74.31	12:40:27.799
17 -	58.524	1.562	74.30	12:41:26.323
18 -	1:08.468	11.506	63.51	12:42:34.791

P2 40 Stuart WRIGHT				
LAP	LAP TIME	DIFF	MPH	TIME OF DAY
1 -	1:12.356	13.727	60.09	12:22:48.118
2 -	1:04.170	5.541	67.76	12:23:52.288
3 -	1:33.203	34.574	46.65	12:25:25.491
4 -	2:37.645	1:39.016	27.58	12:28:03.136
5 -	1:41.342	42.713	42.91	12:29:44.478
6 -	1:02.019	3.390	70.11	12:30:46.497
7 -	1:00.797	2.168	71.52	12:31:47.294
8 -	1:01.078	2.449	71.19	12:32:48.372
9 -	1:00.779	2.150	71.54	12:33:49.151
10 -	1:00.320	1.691	72.09	12:34:49.471
11 -	1:00.425	1.796	71.96	12:35:49.896
12 -	1:00.019	1.390	72.45	12:36:49.915
13 -	59.814 (3)	1.185	72.70	12:37:49.729
14 -	58.629 (1)		74.17	12:38:48.358
15 -	1:00.328	1.699	72.08	12:39:48.686
16 -	1:02.485	3.856	69.59	12:40:51.171
17 -	1:00.059	1.430	72.40	12:41:51.230
18 -	59.546 (2)	0.917	73.02	12:42:50.776

P3 35 Jeff SMITH				
LAP	LAP TIME	DIFF	MPH	TIME OF DAY
1 -	1:20.356	20.656	54.11	12:22:56.118
2 -	1:01.647	1.947	70.54	12:23:57.765
3 -	1:29.990	30.290	48.32	12:25:27.755
4 -	2:37.197	1:37.497	27.66	12:28:04.952
5 -	1:43.026	43.326	42.20	12:29:47.978
6 -	1:01.209	1.509	71.04	12:30:49.187
7 -	1:00.817	1.117	71.50	12:31:50.004
8 -	1:00.952	1.252	71.34	12:32:50.956
9 -	1:00.785	1.085	71.54	12:33:51.741
10 -	1:00.426	0.726	71.96	12:34:52.167
11 -	1:00.576	0.876	71.78	12:35:52.743
12 -	1:00.168	0.468	72.27	12:36:52.911
13 -	1:00.369	0.669	72.03	12:37:53.280
14 -	59.925 (2)	0.225	72.56	12:38:53.205
15 -	1:00.080 (3)	0.380	72.38	12:39:53.285
16 -	1:00.650	0.950	71.69	12:40:53.935
17 -	1:00.847	1.147	71.46	12:41:54.782
18 -	59.700 (1)		72.84	12:42:54.482

DIFF = Difference To Personal Best Lap

P4 28 Dom BURGER				
LAP	LAP TIME	DIFF	MPH	TIME OF DAY
1 -	1:20.853	20.901	53.78	12:22:56.615
2 -	1:02.024	2.072	70.11	12:23:58.639
3 -	1:30.082	30.130	48.27	12:25:28.721
4 -	2:37.009	1:37.057	27.69	12:28:05.730
5 -	1:43.135	43.183	42.16	12:29:48.865
6 -	1:00.678	0.726	71.66	12:30:49.543
7 -	1:05.168	5.216	66.72	12:31:54.711
8 -	1:01.982	2.030	70.15	12:32:56.693
9 -	1:00.888	0.936	71.41	12:33:57.581
10 -	1:00.205	0.253	72.22	12:34:57.786
11 -	1:00.239	0.287	72.18	12:35:58.025
12 -	59.952 (1)		72.53	12:36:57.977
13 -	59.961 (3)	0.009	72.52	12:37:57.938
14 -	1:00.075	0.123	72.38	12:38:58.013
15 -	59.955 (2)	0.003	72.53	12:39:57.968
16 -	1:00.418	0.466	71.97	12:40:58.386
17 -	1:00.340	0.388	72.06	12:41:58.726
18 -	1:00.433	0.481	71.95	12:42:59.159

P5 787 Connor O BRIEN				
LAP	LAP TIME	DIFF	MPH	TIME OF DAY
1 -	1:24.617	23.189	51.39	12:23:00.379
2 -	1:03.798	2.370	68.16	12:24:04.177
3 -	1:26.122	24.694	50.49	12:25:30.299
4 -	2:37.347	1:35.919	27.63	12:28:07.646
5 -	1:43.062	41.634	42.19	12:29:50.708
6 -	1:02.477	1.049	69.60	12:30:53.185
7 -	1:02.015	0.587	70.12	12:31:55.200
8 -	1:02.385	0.957	69.70	12:32:57.585
9 -	1:01.935	0.507	70.21	12:33:59.520
10 -	1:02.120	0.692	70.00	12:35:01.640
11 -	1:02.138	0.710	69.98	12:36:03.778
12 -	1:01.875	0.447	70.28	12:37:05.653
13 -	1:01.631 (3)	0.203	70.55	12:38:07.284
14 -	1:01.640	0.212	70.54	12:39:08.924
15 -	1:01.449 (2)	0.021	70.76	12:40:10.373
16 -	1:01.949	0.521	70.19	12:41:12.322
17 -	1:01.428 (1)		70.79	12:42:13.750
18 -	1:01.966	0.538	70.17	12:43:15.716

P6 720 Ben CUTLER				
LAP	LAP TIME	DIFF	MPH	TIME OF DAY
1 -	1:27.654	26.151	49.61	12:23:03.416
2 -	1:03.473	1.970	68.51	12:24:06.889
3 -	1:25.740	24.237	50.71	12:25:32.629
4 -	2:37.823	1:36.320	27.55	12:28:10.452
5 -	1:43.447	41.944	42.03	12:29:53.899
6 -	1:04.410	2.907	67.51	12:30:58.309
7 -	1:03.536	2.033	68.44	12:32:01.845
8 -	1:02.189	0.686	69.92	12:33:04.034
9 -	1:02.420	0.917	69.66	12:34:06.454
10 -	1:02.699	1.196	69.35	12:35:09.153
11 -	1:03.356	1.853	68.63	12:36:12.509
12 -	1:02.035 (3)	0.532	70.09	12:37:14.544
13 -	1:01.503 (1)		70.70	12:38:16.047
14 -	1:01.980 (2)	0.477	70.16	12:39:18.027
15 -	1:02.904	1.401	69.13	12:40:20.931
16 -	1:02.929	1.426	69.10	12:41:23.860
17 -	1:03.020	1.517	69.00	12:42:26.880

Weather / Track : Cloudy / Dry

Brands Hatch Indy
Circuit Length = 1.2079 miles
Start: 12:21 Flag 12:42 End: 12:43

Mini Se7en & Mini Miglia Championships

RACE 9 - LAP ANALYSIS

DIFF = Difference To Personal Best Lap

18 - 1:02.268 0.765 69.83 12:43:29.148

P7 742 Benjamin BUTLER				
LAP	LAP TIME	DIFF	MPH	TIME OF DAY
1 -	1:28.692	26.961	49.03	12:23:04.454
2 -	1:05.524	3.793	66.36	12:24:09.978
3 -	1:26.004	24.273	50.56	12:25:35.982
4 -	2:38.098	1:36.367	27.50	12:28:14.080
5 -	1:42.837	41.106	42.28	12:29:56.917
6 -	1:02.678	0.947	69.38	12:30:59.595
7 -	1:02.895	1.164	69.14	12:32:02.490
8 -	1:02.343	0.612	69.75	12:33:04.833
9 -	1:02.168	0.437	69.94	12:34:07.001
10 -	1:02.002	0.271	70.13	12:35:09.003
11 -	1:02.010	0.279	70.12	12:36:11.013
12 -	1:01.731 (1)		70.44	12:37:12.744
13 -	1:01.965	0.234	70.17	12:38:14.709
14 -	1:01.731 (1)		70.44	12:39:16.440
15 -	1:02.186	0.455	69.92	12:40:18.626
16 -	1:05.233	3.502	66.66	12:41:23.859
17 -	1:05.092	3.361	66.80	12:42:28.951
18 -	1:01.837 (3)	0.106	70.32	12:43:30.788

P8 39 Glen WOODBRIDGE				
LAP	LAP TIME	DIFF	MPH	TIME OF DAY
1 -	1:26.298	24.557	50.39	12:23:02.060
2 -	1:03.647	1.906	68.32	12:24:05.707
3 -	1:25.158	23.417	51.06	12:25:30.865
4 -	2:37.715	1:35.974	27.57	12:28:08.580
5 -	1:43.375	41.634	42.06	12:29:51.955
6 -	1:02.900	1.159	69.13	12:30:54.855
7 -	1:03.249	1.508	68.75	12:31:58.104
8 -	1:03.129	1.388	68.88	12:33:01.233
9 -	1:03.479	1.738	68.50	12:34:04.712
10 -	1:03.657	1.916	68.31	12:35:08.369
11 -	1:02.401	0.660	69.68	12:36:10.770
12 -	1:01.796 (2)	0.055	70.37	12:37:12.566
13 -	1:02.015 (3)	0.274	70.12	12:38:14.581
14 -	1:01.741 (1)		70.43	12:39:16.322
15 -	1:02.153	0.412	69.96	12:40:18.475
16 -	1:04.129	2.388	67.81	12:41:22.604
17 -	1:05.487	3.746	66.40	12:42:28.091
18 -	1:08.245	6.504	63.72	12:43:36.336

P9 712 Greg DAW				
LAP	LAP TIME	DIFF	MPH	TIME OF DAY
1 -	1:27.308	25.921	49.80	12:23:03.070
2 -	1:03.519	2.132	68.46	12:24:06.589
3 -	1:25.266	23.879	51.00	12:25:31.855
4 -	2:37.892	1:36.505	27.54	12:28:09.747
5 -	1:43.781	42.394	41.90	12:29:53.528
6 -	1:04.707	3.320	67.20	12:30:58.235
7 -	1:03.824	2.437	68.13	12:32:02.059
8 -	1:02.859	1.472	69.18	12:33:04.918
9 -	1:03.505	2.118	68.47	12:34:08.423
10 -	1:02.289 (3)	0.902	69.81	12:35:10.712
11 -	1:02.463	1.076	69.61	12:36:13.175
12 -	1:01.806 (2)	0.419	70.35	12:37:14.981
13 -	1:01.387 (1)		70.83	12:38:16.368
14 -	1:02.601	1.214	69.46	12:39:18.969
15 -	1:12.656	11.269	59.85	12:40:31.625
16 -	1:04.548	3.161	67.37	12:41:36.173

DIFF = Difference To Personal Best Lap

17 - 1:04.530 3.143 67.38 12:42:40.703

P10 21 Jordan SIMS				
LAP	LAP TIME	DIFF	MPH	TIME OF DAY
1 -	1:28.208	25.152	49.29	12:23:03.970
2 -	1:05.674	2.618	66.21	12:24:09.644
3 -	1:25.733	22.677	50.72	12:25:35.377
4 -	2:37.936	1:34.880	27.53	12:28:13.313
5 -	1:43.442	40.386	42.03	12:29:56.755
6 -	1:04.670	1.614	67.24	12:31:01.425
7 -	1:04.548	1.492	67.37	12:32:05.973
8 -	1:04.100	1.044	67.84	12:33:10.073
9 -	1:03.831	0.775	68.12	12:34:13.904
10 -	1:04.074	1.018	67.86	12:35:17.978
11 -	1:03.854	0.798	68.10	12:36:21.832
12 -	1:03.056 (1)		68.96	12:37:24.888
13 -	1:03.563 (2)	0.507	68.41	12:38:28.451
14 -	1:04.344	1.288	67.58	12:39:32.795
15 -	1:04.149	1.093	67.78	12:40:36.944
16 -	1:04.385	1.329	67.54	12:41:41.329
17 -	1:03.817 (3)	0.761	68.14	12:42:45.146

P11 77 Andrew DEVINY				
LAP	LAP TIME	DIFF	MPH	TIME OF DAY
1 -	1:23.512	22.240	52.07	12:22:59.274
2 -	1:02.577	1.305	69.49	12:24:01.851
3 -	1:27.422	26.150	49.74	12:25:29.273
4 -	2:37.217	1:35.945	27.65	12:28:06.490
5 -	1:43.710	42.438	41.93	12:29:50.200
6 -	1:02.322	1.050	69.77	12:30:52.522
7 -	1:01.907 (3)	0.635	70.24	12:31:54.429
8 -	1:02.214	0.942	69.89	12:32:56.643
9 -	2:08.613 P	1:07.341	33.81	12:35:05.256
10 -	1:04.217	2.945	67.71	12:36:09.473
11 -	1:01.272 (1)		70.97	12:37:10.745
12 -	1:02.453	1.181	69.63	12:38:13.198
13 -	1:02.353	1.081	69.74	12:39:15.551
14 -	1:01.884 (2)	0.612	70.27	12:40:17.435
15 -	1:54.047 P	52.775	38.12	12:42:11.482
16 -	1:03.934	2.662	68.01	12:43:15.416

P12 26 Nigel DAVIES				
LAP	LAP TIME	DIFF	MPH	TIME OF DAY
1 -	1:27.707	26.350	49.58	12:23:03.469
2 -	1:05.073	3.716	66.82	12:24:08.542
3 -	1:25.562	24.205	50.82	12:25:34.104
4 -	2:38.193	1:36.836	27.48	12:28:12.297
5 -	1:42.679	41.322	42.35	12:29:54.976
6 -	1:03.813	2.456	68.14	12:30:58.789
7 -	1:03.705	2.348	68.26	12:32:02.494
8 -	1:03.032	1.675	68.99	12:33:05.526
9 -	1:01.980 (3)	0.623	70.16	12:34:07.506
10 -	1:02.431	1.074	69.65	12:35:09.937
11 -	1:02.186	0.829	69.92	12:36:12.123
12 -	1:01.689 (2)	0.332	70.49	12:37:13.812
13 -	1:01.357 (1)		70.87	12:38:15.169
14 -	1:01.991	0.634	70.14	12:39:17.160

P13 73 Arnold DUNCAN				
LAP	LAP TIME	DIFF	MPH	TIME OF DAY
1 -	1:27.653	26.642	49.61	12:23:03.415

Weather / Track : Cloudy / Dry

Brands Hatch Indy
Circuit Length = 1.2079 miles
Start: 12:21 Flag 12:42 End: 12:43

Mini Se7en & Mini Miglia Championships

RACE 9 - LAP ANALYSIS

DIFF = Difference To Personal Best Lap

2 -	1:03.519	2.508	68.46	12:24:06.934
3 -	1:26.495	25.484	50.27	12:25:33.429
4 -	2:37.775	1:36.764	27.56	12:28:11.204
5 -	1:42.866	41.855	42.27	12:29:54.070
6 -	1:04.241	3.230	67.69	12:30:58.311
7 -	1:02.604	1.593	69.46	12:32:00.915
8 -	1:01.402 (3)	0.391	70.82	12:33:02.317
9 -	1:02.368	1.357	69.72	12:34:04.685
10 -	1:03.658	2.647	68.31	12:35:08.343
11 -	1:01.217 (2)	0.206	71.03	12:36:09.560
12 -	1:01.011 (1)		71.27	12:37:10.571
13 -	1:02.745	1.734	69.30	12:38:13.316

Mini Se7en & Mini Miglia Championships

RACE 9 - STATISTICS

Competitors Started 14
Planned Start 2019-11-10 @ 12:20:00.000
Actual Start 2019-11-10 @ 12:21:35.761
Finish Time 2019-11-10 @ 12:42:33.406
Track Length 1.2079mi.
Total Laps 221
Total Distance Covered 266.9559mi.

Session Fastest Lap History

NO	CL	NAME	LAP TIME	TIME OF DAY	LAP	VEHICLE
83	Mig	Colin PEACOCK	1:10.394	12:22:46.164	1	Mini Miglia 1293
83	Mig	Colin PEACOCK	1:02.121	12:23:48.283	2	Mini Miglia 1293
35	7	Jeff SMITH	1:01.647	12:23:57.778	2	Mini Se7en 998
83	Mig	Colin PEACOCK	1:00.785	12:30:44.589	6	Mini Miglia 1293
28	7	Dom BURGER	1:00.678	12:30:49.556	6	Mini Se7en 998
83	Mig	Colin PEACOCK	59.855	12:31:44.443	7	Mini Miglia 1293
83	Mig	Colin PEACOCK	59.179	12:32:43.622	8	Mini Miglia 1293
83	Mig	Colin PEACOCK	59.078	12:33:42.701	9	Mini Miglia 1293
83	Mig	Colin PEACOCK	58.080	12:34:40.780	10	Mini Miglia 1293
83	Mig	Colin PEACOCK	57.890	12:35:38.671	11	Mini Miglia 1293
83	Mig	Colin PEACOCK	57.722	12:36:36.393	12	Mini Miglia 1293
83	Mig	Colin PEACOCK	57.215	12:37:33.608	13	Mini Miglia 1293
83	Mig	Colin PEACOCK	56.962	12:38:30.569	14	Mini Miglia 1293

Session Leader History

NO	CL	NAME	FROM LAP	LAPS LED	DISTANCE	VEHICLE
83	Mig	Colin PEACOCK	1	18	21.74 miles	Mini Miglia 1293

Flag History

TYPE	TIME OF DAY
GREEN	12:21:35.761
SAFETY	12:24:00.117
GREEN	12:29:40.756
FINISH	12:42:33.406

Flag Statistics

TYPE	COUNT	TOTAL LAPS	TOTAL TIME
Green	2	16	16:33.233
Red	0	0	0.000
Safety Car	1	2	5:40.638
FCY	0	0	0.000

Weather / Track : Cloudy / Dry

Mini Se7en & Mini Miglia Championships

RACE 9 - STATISTICS

CLASS : 7

8 Starters

Fastest Lap History

NO	NAME	LAP TIME	TIME OF DAY	LAP	VEHICLE
35	Jeff SMITH	1:20.356	12:22:56.132	1	Mini Se7en 998
35	Jeff SMITH	1:01.647	12:23:57.778	2	Mini Se7en 998
35	Jeff SMITH	1:01.209	12:30:49.199	6	Mini Se7en 998
28	Dom BURGER	1:00.678	12:30:49.556	6	Mini Se7en 998
35	Jeff SMITH	1:00.426	12:34:52.180	10	Mini Se7en 998
28	Dom BURGER	1:00.205	12:34:57.798	10	Mini Se7en 998
35	Jeff SMITH	1:00.168	12:36:52.923	12	Mini Se7en 998
28	Dom BURGER	59.952	12:36:57.989	12	Mini Se7en 998
35	Jeff SMITH	59.925	12:38:53.218	14	Mini Se7en 998
35	Jeff SMITH	59.700	12:42:54.493	18	Mini Se7en 998

Leader History

NO	NAME	FROM LAP	LAPS LED	DISTANCE	VEHICLE
35	Jeff SMITH	1	18	21.74 miles	Mini Se7en 998

Mini Se7en & Mini Miglia Championships

RACE 9 - STATISTICS

CLASS : 7 S

4 Starters

Fastest Lap History

NO	NAME	LAP TIME	TIME OF DAY	LAP	VEHICLE
787	Connor O BRIEN	1:24.617	12:23:00.391	1	Mini Se7en S 1293
787	Connor O BRIEN	1:03.798	12:24:04.189	2	Mini Se7en S 1293
712	Greg DAW	1:03.519	12:24:06.600	2	Mini Se7en S 1293
720	Ben CUTLER	1:03.473	12:24:06.911	2	Mini Se7en S 1293
787	Connor O BRIEN	1:02.477	12:30:53.196	6	Mini Se7en S 1293
787	Connor O BRIEN	1:02.015	12:31:55.211	7	Mini Se7en S 1293
787	Connor O BRIEN	1:01.935	12:33:59.534	9	Mini Se7en S 1293
787	Connor O BRIEN	1:01.875	12:37:05.665	12	Mini Se7en S 1293
742	Benjamin BUTLER	1:01.731	12:37:12.797	12	Mini Se7en S 1275
787	Connor O BRIEN	1:01.631	12:38:07.295	13	Mini Se7en S 1293
720	Ben CUTLER	1:01.503	12:38:16.068	13	Mini Se7en S 1293
712	Greg DAW	1:01.387	12:38:16.378	13	Mini Se7en S 1293

Leader History

NO	NAME	FROM LAP	LAPS LED	DISTANCE	VEHICLE
787	Connor O BRIEN	1	18	21.74 miles	Mini Se7en S 1293

Weather / Track : Cloudy / Dry

Results can be found at www.tsl-timing.com

Page 3 of 4

Brands Hatch Indy
Circuit Length = 1.2079 miles
Start: 12:21 Flag 12:42 End: 12:43

Printed - 12:45 Sunday, 10 November 2019

Mini Se7en & Mini Miglia Championships

RACE 9 - STATISTICS

CLASS : Mig

2 Starters

Fastest Lap History


NO	NAME	LAP TIME	TIME OF DAY	LAP	VEHICLE
83	Colin PEACOCK	1:10.394	12:22:46.164	1	Mini Miglia 1293
83	Colin PEACOCK	1:02.121	12:23:48.283	2	Mini Miglia 1293
83	Colin PEACOCK	1:00.785	12:30:44.589	6	Mini Miglia 1293
83	Colin PEACOCK	59.855	12:31:44.443	7	Mini Miglia 1293
83	Colin PEACOCK	59.179	12:32:43.622	8	Mini Miglia 1293
83	Colin PEACOCK	59.078	12:33:42.701	9	Mini Miglia 1293
83	Colin PEACOCK	58.080	12:34:40.780	10	Mini Miglia 1293
83	Colin PEACOCK	57.890	12:35:38.671	11	Mini Miglia 1293
83	Colin PEACOCK	57.722	12:36:36.393	12	Mini Miglia 1293
83	Colin PEACOCK	57.215	12:37:33.608	13	Mini Miglia 1293
83	Colin PEACOCK	56.962	12:38:30.569	14	Mini Miglia 1293

Leader History

NO	NAME	FROM LAP	LAPS LED	DISTANCE	VEHICLE
83	Colin PEACOCK	1	18	21.74 miles	Mini Miglia 1293

Mini Se7en & Mini Miglia Championships

RACE 12 - GRID (20 minutes)

ROW 11	21	720 Ben CUTLER	22	742 Benjamin BUTLER
ROW 10	19	712 Greg DAW	20	787 Connor O BRIEN
ROW 9				
ROW 8				
ROW 7	13	21 Jordan SIMS	14	76 Jo POLLEY
ROW 6	11	26 Nigel DAVIES	12	39 Glen WOODBRIDGE
ROW 5	9	73 Arnold DUNCAN	10	77 Andrew DEVINY
ROW 4	7	35 Jeff SMITH	8	28 Dom BURGER
ROW 3				
ROW 2				
ROW 1	1	83 Colin PEACOCK	2	40 Stuart WRIGHT
Pole				
				

Brands Hatch Indy
Circuit Length = 1.2079 miles

These results are provisional until the conclusion of any judicial and technical matters.

Clerk Of Course :	Steward :	Timekeeper :
-------------------	-----------	--------------

Mini Se7en & Mini Miglia Championships

RACE 12 - CLASSIFICATION

POS	NO	CL	PIC NAME	ENTRY	LAPS	TIME	GAP	DIFF	MPH	BEST	ON
1	83	Mig	1 Colin PEACOCK	Mini Miglia 1293	22	20:58.157			76.03	55.285	19
2	40	Mig	2 Stuart WRIGHT	Mini Miglia 1293	21	21:01.917	1 Lap	1 Lap	72.36	58.493	6
3	35	7	1 Jeff SMITH	Mini Se7en 998	21	21:11.794	1 Lap	9.877	71.80	59.185	19
4	28	7	2 Dom BURGER	Mini Se7en 998	21	21:23.001	1 Lap	11.207	71.17	59.389	6
5	77	7	3 Andrew DEVINY	Mini Se7en	21	21:31.376	1 Lap	8.375	70.71	59.779	6
6	73	7	4 Arnold DUNCAN	Mini Se7en 998	21	21:39.838	1 Lap	8.462	70.25	1:00.228	5
7	787	7S	1 Connor O BRIEN	Mini Se7en S 1293	21	21:40.699	1 Lap	0.861	70.20	1:00.287	16
8	712	7S	2 Greg DAW	Mini Se7en S 1293	21	21:55.637	1 Lap	14.938	69.41	1:01.192	18
9	720	7S	3 Ben CUTLER	Mini Se7en S 1293	21	21:56.663	1 Lap	1.026	69.35	1:00.684	21
10	76	7	5 Jo POLLEY	Mini Se7en 998	20	21:00.877	2 Laps	1 Lap	68.97	1:01.412	4
11	742	7S	4 Benjamin BUTLER	Mini Se7en S 1275	20	21:15.357	2 Laps	14.480	68.19	1:01.457	4

NOT CLASSIFIED

DNF	21	7	Jordan SIMS	Mini Se7en 998	15	16:09.781	7 Laps	5 Laps	67.26	1:01.985	12
DNF	26	7	Nigel DAVIES	Mini Se7en 998	7	7:44.792	15 Laps	8 Laps	65.49	1:01.570	4
DNF	39	7	Glen WOODBRIDGE	Mini Se7en 998	6	6:41.689	16 Laps	1 Lap	64.95	1:01.713	5

FASTEST LAP

83	Mig	Colin PEACOCK	Mini Miglia 1293	19	55.285	78.65 mph	126.58 kph
35	7	Jeff SMITH	Mini Se7en 998	19	59.185	73.47 mph	118.24 kph
787	7S	Connor O BRIEN	Mini Se7en S 1293	16	1:00.287	72.13 mph	116.08 kph

Weather / Track : Cloudy / Dry

These results are provisional until the conclusion of any judicial and technical matters.

Brands Hatch Indy

Circuit Length = 1.2079 miles

Start: 15:20 Flag 15:41 End: 15:42

Clerk Of Course :	Steward :	Timekeeper :
-------------------	-----------	--------------

Mini Se7en & Mini Miglia Championships

RACE 12 - LAP CHART

LAP 1 @ 15:21:16.654			LAP 2 @ 15:22:13.137			LAP 3 @ 15:23:08.877			LAP 4 @ 15:24:04.870			LAP 5 @ 15:25:00.591		
NO	BEHIND	LAP TIME	NO	BEHIND	LAP TIME	NO	BEHIND	LAP TIME	NO	BEHIND	LAP TIME	NO	BEHIND	LAP TIME
83		1:05.961	83		56.483	83		55.740	83		55.993	83		55.721
40	2.540	1:08.501	40	6.288	1:00.231	40	10.357	59.809	40	14.044	59.680	40	17.043	58.720
35	14.167	1:20.128	35	17.598	59.914	35	21.587	59.729	35	24.966	59.372	35	28.487	59.242
77	15.198	1:21.159	77	18.823	1:00.108	77	22.882	59.799	77	26.959	1:00.070	28	30.837	59.509
28	15.949	1:21.910	28	19.039	59.573	28	23.034	59.735	28	27.049	1:00.008	77	31.331	1:00.093
73	16.591	1:22.552	73	20.688	1:00.580	73	25.272	1:00.324	73	29.606	1:00.327	73	34.113	1:00.228
787	17.280	1:23.241	787	21.214	1:00.417	787	25.814	1:00.340	787	30.224	1:00.403	787	34.915	1:00.412
39	18.702	1:24.663	712	24.672	1:01.649	712	30.528	1:01.596	712	36.185	1:01.650	720	42.027	1:01.404
712	19.506	1:25.467	720	25.062	1:01.698	720	30.775	1:01.453	720	36.344	1:01.562	712	42.135	1:01.671
76	19.619	1:25.580	76	25.472	1:02.336	76	31.272	1:01.540	76	36.691	1:01.412	76	42.411	1:01.441
720	19.847	1:25.808	26	25.944	1:02.048	21	36.304	1:03.187	39	43.454	1:02.438	39	49.446	1:01.713
26	20.379	1:26.340	742	27.804	1:03.293	39	37.009	1:04.458	21	43.699	1:03.388	21	50.637	1:02.659
21	20.748	1:26.709	39	28.291	1:06.072	26	38.367	1:08.163	26	43.944	1:01.570	26	50.862	1:02.639
742	20.994	1:26.955	21	28.857	1:04.592	742	38.974	1:06.910	742	44.438	1:01.457	742	51.019	1:02.302

Weather / Track : Cloudy / Dry

Brands Hatch Indy
 Circuit Length = 1.2079 miles
 Start: 15:20 Flag 15:41 End: 15:42

Mini Se7en & Mini Miglia Championships

RACE 12 - LAP CHART

LAP 6 @ 15:25:56.221			LAP 7 @ 15:26:53.077			LAP 8 @ 15:27:49.139			LAP 9 @ 15:28:46.425			LAP 10 @ 15:29:43.866		
NO	BEHIND	LAP TIME	NO	BEHIND	LAP TIME	NO	BEHIND	LAP TIME	NO	BEHIND	LAP TIME	NO	BEHIND	LAP TIME
83		55.630	83		56.856	83		56.062	83		57.286	83		57.441
40	19.906	58.493	26	1 Lap	1:02.139	26	1 Lap	1:01.893	720	1 Lap	1:01.314	720	1 Lap	1:01.552
35	32.049	59.192	21	1 Lap	1:02.570	742	1 Lap	1:01.875	712	1 Lap	1:01.310	712	1 Lap	1:01.501
28	34.596	59.389	742	1 Lap	1:02.325	21	1 Lap	1:03.098	76	1 Lap	1:01.910	76	1 Lap	1:01.786
77	35.480	59.779	40	22.370	59.320	40	25.474	59.166	742	1 Lap	1:02.785	742	1 Lap	1:03.391
73	39.008	1:00.525	35	34.704	59.511	35	38.567	59.925	21	1 Lap	1:03.246	21	1 Lap	1:02.980
787	39.604	1:00.319	28	37.338	59.598	28	41.212	59.936	40	29.263	1:01.075	40	32.104	1:00.282
720	48.345	1:01.948	77	38.851	1:00.227	77	43.544	1:00.755	35	41.563	1:00.282	35	43.833	59.711
712	48.427	1:01.922	73	42.613	1:00.461	787	48.158	1:01.051	28	44.279	1:00.353	28	47.196	1:00.358
76	48.983	1:02.202	787	43.169	1:00.421	73	48.196	1:01.645	77	47.156	1:00.898	77	50.479	1:00.764
39	56.161	1:02.345	720	52.839	1:01.350				73	52.019	1:01.109	73	55.754	1:01.176
			712	52.944	1:01.373				787	53.570	1:02.698			
			76	53.797	1:01.670									

Weather / Track : Cloudy / Dry

Results can be found at www.tsl-timing.com

Page 2 of 5

Brands Hatch Indy
 Circuit Length = 1.2079 miles
 Start: 15:20 Flag 15:41 End: 15:42

Printed - 15:43 Sunday, 10 November 2019

Mini Se7en & Mini Miglia Championships

RACE 12 - LAP CHART

LAP 11 @ 15:30:40.445			LAP 12 @ 15:31:36.783			LAP 13 @ 15:32:32.724			LAP 14 @ 15:33:28.878			LAP 15 @ 15:34:24.697		
NO	BEHIND	LAP TIME	NO	BEHIND	LAP TIME	NO	BEHIND	LAP TIME	NO	BEHIND	LAP TIME	NO	BEHIND	LAP TIME
83		56.579	83		56.338	83		55.941	83		56.154	83		55.819
787	1 Lap	1:02.242	73	1 Lap	1:00.968	77	1 Lap	1:01.085	28	1 Lap	1:00.371	35	1 Lap	59.403
720	1 Lap	1:01.398	787	1 Lap	1:01.244	73	1 Lap	1:01.009	77	1 Lap	1:00.757	28	1 Lap	59.965
712	1 Lap	1:01.450	720	1 Lap	1:01.537	787	1 Lap	1:01.149	73	1 Lap	1:01.280	77	1 Lap	1:00.484
76	1 Lap	1:02.042	712	1 Lap	1:01.495	712	1 Lap	1:01.506	787	1 Lap	1:01.284	73	1 Lap	1:01.343
742	1 Lap	1:02.701	76	1 Lap	1:02.073	720	1 Lap	1:01.701	720	1 Lap	1:01.474	787	1 Lap	1:00.898
21	1 Lap	1:02.651	742	1 Lap	1:02.491	76	1 Lap	1:02.074	712	1 Lap	1:01.626	720	1 Lap	1:01.204
40	36.266	1:00.741	21	1 Lap	1:02.676	742	1 Lap	1:02.629	76	1 Lap	1:01.750	712	1 Lap	1:01.393
35	46.870	59.616	40	40.266	1:00.338	21	1 Lap	1:01.985	742	1 Lap	1:02.446	76	1 Lap	1:01.919
28	50.652	1:00.035	35	49.912	59.380	40	44.257	59.932	21	1 Lap	1:03.435	742	1 Lap	1:01.817
77	54.536	1:00.636	28	54.228	59.914	35	53.271	59.300	40	47.523	59.420	40	51.536	59.832
												21	1 Lap	1:03.129

Weather / Track : Cloudy / Dry

Results can be found at www.tsl-timing.com

Page 3 of 5

Brands Hatch Indy
 Circuit Length = 1.2079 miles
 Start: 15:20 Flag 15:41 End: 15:42

Printed - 15:43 Sunday, 10 November 2019

Mini Se7en & Mini Miglia Championships

RACE 12 - LAP CHART

LAP 16 @ 15:35:20.202			LAP 17 @ 15:36:15.729			LAP 18 @ 15:37:11.171			LAP 19 @ 15:38:06.456			LAP 20 @ 15:39:03.806		
NO	BEHIND	LAP TIME	NO	BEHIND	LAP TIME	NO	BEHIND	LAP TIME	NO	BEHIND	LAP TIME	NO	BEHIND	LAP TIME
83		55.505	83		55.527	83		55.442	83		55.285	83		57.350
35	1 Lap	59.521	742	2 Laps	1:01.824	40	1 Lap	58.784	40	1 Lap	59.280	76	2 Laps	1:01.810
28	1 Lap	59.783	40	1 Lap	59.902	742	2 Laps	1:01.729	742	2 Laps	1:01.672	40	1 Lap	59.827
77	1 Lap	1:00.374	21	2 Laps	1:03.476	35	1 Lap	59.492	35	1 Lap	59.522	742	2 Laps	1:01.754
73	1 Lap	1:00.892	35	1 Lap	59.542	28	1 Lap	1:00.437	28	1 Lap	1:00.311	35	1 Lap	59.185
787	1 Lap	1:00.747	28	1 Lap	59.917	77	1 Lap	1:00.824	77	1 Lap	1:00.462	28	1 Lap	1:00.035
720	1 Lap	1:01.324	77	1 Lap	1:00.593	73	1 Lap	1:01.084	73	1 Lap	1:00.662	77	1 Lap	1:00.905
712	1 Lap	1:01.199	73	1 Lap	1:00.758	787	1 Lap	1:00.605	787	1 Lap	1:00.702	73	1 Lap	1:00.807
76	1 Lap	1:01.575	787	1 Lap	1:00.287	720	1 Lap	1:01.332	720	1 Lap	1:01.234	787	1 Lap	1:01.028
			720	1 Lap	1:01.875	712	1 Lap	1:01.353	712	1 Lap	1:01.192	720	1 Lap	1:01.236
			712	1 Lap	1:01.910	76	1 Lap	1:01.895				712	1 Lap	1:01.280
			76	1 Lap	1:01.842									

Weather / Track : Cloudy / Dry

Results can be found at www.tsl-timing.com

Page 4 of 5

Brands Hatch Indy
 Circuit Length = 1.2079 miles
 Start: 15:20 Flag 15:41 End: 15:42

Printed - 15:43 Sunday, 10 November 2019

Mini Se7en & Mini Miglia Championships

RACE 12 - LAP CHART

LAP 21 @ 15:40:04.592			LAP 22 @ 15:41:08.850		
NO	BEHIND	LAP TIME	NO	BEHIND	LAP TIME
83		1:00.786	83		1:04.258
76	2 Laps	1:02.102	76	2 Laps	1:01.918
40	1 Lap	59.291	40	1 Lap	59.293
35	1 Lap	1:00.204	35	1 Lap	59.623
742	2 Laps	1:03.209	742	2 Laps	1:01.792
28	1 Lap	1:01.494	28	1 Lap	1:00.370
77	1 Lap	1:00.738	77	1 Lap	1:00.866
73	1 Lap	1:01.043	73	1 Lap	1:01.065
787	1 Lap	1:00.778	787	1 Lap	1:00.433
712	1 Lap	1:01.581	712	1 Lap	1:01.513
720	1 Lap	1:03.575	720	1 Lap	1:00.684

Weather / Track : Cloudy / Dry

Results can be found at www.tsl-timing.com

Page 5 of 5

Brands Hatch Indy
Circuit Length = 1.2079 miles
Start: 15:20 Flag 15:41 End: 15:42

Printed - 15:43 Sunday, 10 November 2019

Mini Se7en & Mini Miglia Championships

RACE 12 - LAP ANALYSIS

DIFF = Difference To Personal Best Lap

P1 83 Colin PEACOCK				
LAP	LAP TIME	DIFF	MPH	TIME OF DAY
1 -	1:05.961	10.676	65.92	15:21:16.654
2 -	56.483	1.198	76.98	15:22:13.137
3 -	55.740	0.455	78.01	15:23:08.877
4 -	55.993	0.708	77.66	15:24:04.870
5 -	55.721	0.436	78.04	15:25:00.591
6 -	55.630	0.345	78.17	15:25:56.221
7 -	56.856	1.571	76.48	15:26:53.077
8 -	56.062	0.777	77.56	15:27:49.139
9 -	57.286	2.001	75.91	15:28:46.425
10 -	57.441	2.156	75.70	15:29:43.866
11 -	56.579	1.294	76.85	15:30:40.445
12 -	56.338	1.053	77.18	15:31:36.783
13 -	55.941	0.656	77.73	15:32:32.724
14 -	56.154	0.869	77.44	15:33:28.878
15 -	55.819	0.534	77.90	15:34:24.697
16 -	55.505 (3)	0.220	78.34	15:35:20.202
17 -	55.527	0.242	78.31	15:36:15.729
18 -	55.442 (2)	0.157	78.43	15:37:11.171
19 -	55.285 (1)		78.65	15:38:06.456
20 -	57.350	2.065	75.82	15:39:03.806
21 -	1:00.786	5.501	71.53	15:40:04.592
22 -	1:04.258	8.973	67.67	15:41:08.850

P2 40 Stuart WRIGHT				
LAP	LAP TIME	DIFF	MPH	TIME OF DAY
1 -	1:08.501	10.008	63.48	15:21:19.194
2 -	1:00.231	1.738	72.19	15:22:19.425
3 -	59.809	1.316	72.70	15:23:19.234
4 -	59.680	1.187	72.86	15:24:18.914
5 -	58.720 (2)	0.227	74.05	15:25:17.634
6 -	58.493 (1)		74.34	15:26:16.127
7 -	59.320	0.827	73.30	15:27:15.447
8 -	59.166	0.673	73.49	15:28:14.613
9 -	1:01.075	2.582	71.20	15:29:15.688
10 -	1:00.282	1.789	72.13	15:30:15.970
11 -	1:00.741	2.248	71.59	15:31:16.711
12 -	1:00.338	1.845	72.07	15:32:17.049
13 -	59.932	1.439	72.55	15:33:16.981
14 -	59.420	0.927	73.18	15:34:16.401
15 -	59.832	1.339	72.68	15:35:16.233
16 -	59.902	1.409	72.59	15:36:16.135
17 -	58.784 (3)	0.291	73.97	15:37:14.919
18 -	59.280	0.787	73.35	15:38:14.199
19 -	59.827	1.334	72.68	15:39:14.026
20 -	59.291	0.798	73.34	15:40:13.317
21 -	59.293	0.800	73.34	15:41:12.610

P3 35 Jeff SMITH				
LAP	LAP TIME	DIFF	MPH	TIME OF DAY
1 -	1:20.128	20.943	54.27	15:21:30.821
2 -	59.914	0.729	72.58	15:22:30.735
3 -	59.729	0.544	72.80	15:23:30.464
4 -	59.372	0.187	73.24	15:24:29.836
5 -	59.242 (3)	0.057	73.40	15:25:29.078
6 -	59.192 (2)	0.007	73.46	15:26:28.270
7 -	59.511	0.326	73.07	15:27:27.781
8 -	59.925	0.740	72.56	15:28:27.706
9 -	1:00.282	1.097	72.13	15:29:27.988
10 -	59.711	0.526	72.82	15:30:27.699
11 -	59.616	0.431	72.94	15:31:27.315

DIFF = Difference To Personal Best Lap

12 -	59.380	0.195	73.23	15:32:26.695
13 -	59.300	0.115	73.33	15:33:25.995
14 -	59.403	0.218	73.20	15:34:25.398
15 -	59.521	0.336	73.05	15:35:24.919
16 -	59.542	0.357	73.03	15:36:24.461
17 -	59.492	0.307	73.09	15:37:23.953
18 -	59.522	0.337	73.05	15:38:23.475
19 -	59.185 (1)		73.47	15:39:22.660
20 -	1:00.204	1.019	72.23	15:40:22.864
21 -	59.623	0.438	72.93	15:41:22.487

P4 28 Dom BURGER				
LAP	LAP TIME	DIFF	MPH	TIME OF DAY
1 -	1:21.910	22.521	53.08	15:21:32.603
2 -	59.573 (3)	0.184	72.99	15:22:32.176
3 -	59.735	0.346	72.79	15:23:31.911
4 -	1:00.008	0.619	72.46	15:24:31.919
5 -	59.509 (2)	0.120	73.07	15:25:31.428
6 -	59.389 (1)		73.22	15:26:30.817
7 -	59.598	0.209	72.96	15:27:30.415
8 -	59.936	0.547	72.55	15:28:30.351
9 -	1:00.353	0.964	72.05	15:29:30.704
10 -	1:00.358	0.969	72.04	15:30:31.062
11 -	1:00.035	0.646	72.43	15:31:31.097
12 -	59.914	0.525	72.58	15:32:31.011
13 -	1:00.371	0.982	72.03	15:33:31.382
14 -	59.965	0.576	72.51	15:34:31.347
15 -	59.783	0.394	72.73	15:35:31.130
16 -	59.917	0.528	72.57	15:36:31.047
17 -	1:00.437	1.048	71.95	15:37:31.484
18 -	1:00.311	0.922	72.10	15:38:31.795
19 -	1:00.035	0.646	72.43	15:39:31.830
20 -	1:01.494	2.105	70.71	15:40:33.324
21 -	1:00.370	0.981	72.03	15:41:33.694

P5 77 Andrew DEVINY				
LAP	LAP TIME	DIFF	MPH	TIME OF DAY
1 -	1:21.159	21.380	53.58	15:21:31.852
2 -	1:00.108	0.329	72.34	15:22:31.960
3 -	59.799 (2)	0.020	72.72	15:23:31.759
4 -	1:00.070 (3)	0.291	72.39	15:24:31.829
5 -	1:00.093	0.314	72.36	15:25:31.922
6 -	59.779 (1)		72.74	15:26:31.701
7 -	1:00.227	0.448	72.20	15:27:31.928
8 -	1:00.755	0.976	71.57	15:28:32.683
9 -	1:00.898	1.119	71.40	15:29:33.581
10 -	1:00.764	0.985	71.56	15:30:34.345
11 -	1:00.636	0.857	71.71	15:31:34.981
12 -	1:01.085	1.306	71.18	15:32:36.066
13 -	1:00.757	0.978	71.57	15:33:36.823
14 -	1:00.484	0.705	71.89	15:34:37.307
15 -	1:00.374	0.595	72.02	15:35:37.681
16 -	1:00.593	0.814	71.76	15:36:38.274
17 -	1:00.824	1.045	71.49	15:37:39.098
18 -	1:00.462	0.683	71.92	15:38:39.560
19 -	1:00.905	1.126	71.39	15:39:40.465
20 -	1:00.738	0.959	71.59	15:40:41.203
21 -	1:00.866	1.087	71.44	15:41:42.069

P6 73 Arnold DUNCAN				
LAP	LAP TIME	DIFF	MPH	TIME OF DAY
1 -	1:22.552	22.324	52.67	15:21:33.245

Weather / Track : Cloudy / Dry

Brands Hatch Indy
Circuit Length = 1.2079 miles
Start: 15:20 Flag 15:41 End: 15:42

Mini Se7en & Mini Miglia Championships

RACE 12 - LAP ANALYSIS

DIFF = Difference To Personal Best Lap

2 -	1:00.580	0.352	71.78	15:22:33.825
3 -	1:00.324 (2)	0.096	72.08	15:23:34.149
4 -	1:00.327 (3)	0.099	72.08	15:24:34.476
5 -	1:00.228 (1)		72.20	15:25:34.704
6 -	1:00.525	0.297	71.84	15:26:35.229
7 -	1:00.461	0.233	71.92	15:27:35.690
8 -	1:01.645	1.417	70.54	15:28:37.335
9 -	1:01.109	0.881	71.16	15:29:38.444
10 -	1:01.176	0.948	71.08	15:30:39.620
11 -	1:00.968	0.740	71.32	15:31:40.588
12 -	1:01.009	0.781	71.27	15:32:41.597
13 -	1:01.280	1.052	70.96	15:33:42.877
14 -	1:01.343	1.115	70.88	15:34:44.220
15 -	1:00.892	0.664	71.41	15:35:45.112
16 -	1:00.758	0.530	71.57	15:36:45.870
17 -	1:01.084	0.856	71.19	15:37:46.954
18 -	1:00.662	0.434	71.68	15:38:47.616
19 -	1:00.807	0.579	71.51	15:39:48.423
20 -	1:01.043	0.815	71.23	15:40:49.466
21 -	1:01.065	0.837	71.21	15:41:50.531

P7 787 Connor O BRIEN

LAP	LAP TIME	DIFF	MPH	TIME OF DAY
1 -	1:23.241	22.954	52.24	15:21:33.934
2 -	1:00.417	0.130	71.97	15:22:34.351
3 -	1:00.340 (3)	0.053	72.06	15:23:34.691
4 -	1:00.403	0.116	71.99	15:24:35.094
5 -	1:00.412	0.125	71.98	15:25:35.506
6 -	1:00.319 (2)	0.032	72.09	15:26:35.825
7 -	1:00.421	0.134	71.97	15:27:36.246
8 -	1:01.051	0.764	71.22	15:28:37.297
9 -	1:02.698	2.411	69.35	15:29:39.995
10 -	1:02.242	1.955	69.86	15:30:42.237
11 -	1:01.244	0.957	71.00	15:31:43.481
12 -	1:01.149	0.862	71.11	15:32:44.630
13 -	1:01.284	0.997	70.95	15:33:45.914
14 -	1:00.898	0.611	71.40	15:34:46.812
15 -	1:00.747	0.460	71.58	15:35:47.559
16 -	1:00.287 (1)		72.13	15:36:47.846
17 -	1:00.605	0.318	71.75	15:37:48.451
18 -	1:00.702	0.415	71.63	15:38:49.153
19 -	1:01.028	0.741	71.25	15:39:50.181
20 -	1:00.778	0.491	71.54	15:40:50.959
21 -	1:00.433	0.146	71.95	15:41:51.392

P8 712 Greg DAW

LAP	LAP TIME	DIFF	MPH	TIME OF DAY
1 -	1:25.467	24.275	50.87	15:21:36.160
2 -	1:01.649	0.457	70.53	15:22:37.809
3 -	1:01.596	0.404	70.59	15:23:39.405
4 -	1:01.650	0.458	70.53	15:24:41.055
5 -	1:01.671	0.479	70.51	15:25:42.726
6 -	1:01.922	0.730	70.22	15:26:44.648
7 -	1:01.373	0.181	70.85	15:27:46.021
8 -	1:01.310	0.118	70.92	15:28:47.331
9 -	1:01.501	0.309	70.70	15:29:48.832
10 -	1:01.450	0.258	70.76	15:30:50.282
11 -	1:01.495	0.303	70.71	15:31:51.777
12 -	1:01.506	0.314	70.70	15:32:53.283
13 -	1:01.626	0.434	70.56	15:33:54.909
14 -	1:01.393	0.201	70.83	15:34:56.302
15 -	1:01.199 (2)	0.007	71.05	15:35:57.501
16 -	1:01.910	0.718	70.24	15:36:59.411

DIFF = Difference To Personal Best Lap

17 -	1:01.353	0.161	70.87	15:38:00.764
18 -	1:01.192 (1)		71.06	15:39:01.956
19 -	1:01.280 (3)	0.088	70.96	15:40:03.236
20 -	1:01.581	0.389	70.61	15:41:04.817
21 -	1:01.513	0.321	70.69	15:42:06.330

P9 720 Ben CUTLER

LAP	LAP TIME	DIFF	MPH	TIME OF DAY
1 -	1:25.808	25.124	50.67	15:21:36.501
2 -	1:01.698	1.014	70.48	15:22:38.199
3 -	1:01.453	0.769	70.76	15:23:39.652
4 -	1:01.562	0.878	70.63	15:24:41.214
5 -	1:01.404	0.720	70.81	15:25:42.618
6 -	1:01.948	1.264	70.19	15:26:44.566
7 -	1:01.350	0.666	70.88	15:27:45.916
8 -	1:01.314	0.630	70.92	15:28:47.230
9 -	1:01.552	0.868	70.64	15:29:48.782
10 -	1:01.398	0.714	70.82	15:30:50.180
11 -	1:01.537	0.853	70.66	15:31:51.717
12 -	1:01.701	1.017	70.47	15:32:53.418
13 -	1:01.474	0.790	70.73	15:33:54.892
14 -	1:01.204 (2)	0.520	71.05	15:34:56.096
15 -	1:01.324	0.640	70.91	15:35:57.420
16 -	1:01.875	1.191	70.28	15:36:59.295
17 -	1:01.332	0.648	70.90	15:38:00.627
18 -	1:01.234 (3)	0.550	71.01	15:39:01.861
19 -	1:01.236	0.552	71.01	15:40:03.097
20 -	1:03.575	2.891	68.40	15:41:06.672
21 -	1:00.684 (1)		71.65	15:42:07.356

P10 76 Jo POLLEY

LAP	LAP TIME	DIFF	MPH	TIME OF DAY
1 -	1:25.580	24.168	50.81	15:21:36.273
2 -	1:02.336	0.924	69.76	15:22:38.609
3 -	1:01.540 (3)	0.128	70.66	15:23:40.149
4 -	1:01.412 (1)		70.81	15:24:41.561
5 -	1:01.441 (2)	0.029	70.77	15:25:43.002
6 -	1:02.202	0.790	69.91	15:26:45.204
7 -	1:01.670	0.258	70.51	15:27:46.874
8 -	1:01.910	0.498	70.24	15:28:48.784
9 -	1:01.786	0.374	70.38	15:29:50.570
10 -	1:02.042	0.630	70.09	15:30:52.612
11 -	1:02.073	0.661	70.05	15:31:54.685
12 -	1:02.074	0.662	70.05	15:32:56.759
13 -	1:01.750	0.338	70.42	15:33:58.509
14 -	1:01.919	0.507	70.23	15:35:00.428
15 -	1:01.575	0.163	70.62	15:36:02.003
16 -	1:01.842	0.430	70.31	15:37:03.845
17 -	1:01.895	0.483	70.25	15:38:05.740
18 -	1:01.810	0.398	70.35	15:39:07.550
19 -	1:02.102	0.690	70.02	15:40:09.652
20 -	1:01.918	0.506	70.23	15:41:11.570

P11 742 Benjamin BUTLER

LAP	LAP TIME	DIFF	MPH	TIME OF DAY
1 -	1:26.955	25.498	50.00	15:21:37.648
2 -	1:03.293	1.836	68.70	15:22:40.941
3 -	1:06.910	5.453	64.99	15:23:47.851
4 -	1:01.457 (1)		70.75	15:24:49.308
5 -	1:02.302	0.845	69.79	15:25:51.610
6 -	1:02.325	0.868	69.77	15:26:53.935
7 -	1:01.875	0.418	70.28	15:27:55.810

Weather / Track : Cloudy / Dry

Brands Hatch Indy

Circuit Length = 1.2079 miles

Start: 15:20 Flag 15:41 End: 15:42

Mini Se7en & Mini Miglia Championships

RACE 12 - LAP ANALYSIS

DIFF = Difference To Personal Best Lap

8 -	1:02.785	1.328	69.26	15:28:58.595
9 -	1:03.391	1.934	68.59	15:30:01.986
10 -	1:02.701	1.244	69.35	15:31:04.687
11 -	1:02.491	1.034	69.58	15:32:07.178
12 -	1:02.629	1.172	69.43	15:33:09.807
13 -	1:02.446	0.989	69.63	15:34:12.253
14 -	1:01.817	0.360	70.34	15:35:14.070
15 -	1:01.824	0.367	70.33	15:36:15.894
16 -	1:01.729 (3)	0.272	70.44	15:37:17.623
17 -	1:01.672 (2)	0.215	70.51	15:38:19.295
18 -	1:01.754	0.297	70.41	15:39:21.049
19 -	1:03.209	1.752	68.79	15:40:24.258
20 -	1:01.792	0.335	70.37	15:41:26.050

P12 21 Jordan SIMS

LAP	LAP TIME	DIFF	MPH	TIME OF DAY
1 -	1:26.709	24.724	50.15	15:21:37.402
2 -	1:04.592	2.607	67.32	15:22:41.994
3 -	1:03.187	1.202	68.82	15:23:45.181
4 -	1:03.388	1.403	68.60	15:24:48.569
5 -	1:02.659	0.674	69.40	15:25:51.228
6 -	1:02.570 (2)	0.585	69.49	15:26:53.798
7 -	1:03.098	1.113	68.91	15:27:56.896
8 -	1:03.246	1.261	68.75	15:29:00.142
9 -	1:02.980	0.995	69.04	15:30:03.122
10 -	1:02.651 (3)	0.666	69.40	15:31:05.773
11 -	1:02.676	0.691	69.38	15:32:08.449
12 -	1:01.985 (1)		70.15	15:33:10.434
13 -	1:03.435	1.450	68.55	15:34:13.869
14 -	1:03.129	1.144	68.88	15:35:16.998
15 -	1:03.476	1.491	68.50	15:36:20.474

P13 26 Nigel DAVIES

LAP	LAP TIME	DIFF	MPH	TIME OF DAY
1 -	1:26.340	24.770	50.36	15:21:37.033
2 -	1:02.048 (3)	0.478	70.08	15:22:39.081
3 -	1:08.163	6.593	63.79	15:23:47.244
4 -	1:01.570 (1)		70.62	15:24:48.814
5 -	1:02.639	1.069	69.42	15:25:51.453
6 -	1:02.139	0.569	69.98	15:26:53.592
7 -	1:01.893 (2)	0.323	70.26	15:27:55.485

P14 39 Glen WOODBRIDGE

LAP	LAP TIME	DIFF	MPH	TIME OF DAY
1 -	1:24.663	22.950	51.36	15:21:35.356
2 -	1:06.072	4.359	65.81	15:22:41.428
3 -	1:04.458	2.745	67.46	15:23:45.886
4 -	1:02.438 (3)	0.725	69.64	15:24:48.324
5 -	1:01.713 (1)		70.46	15:25:50.037
6 -	1:02.345 (2)	0.632	69.75	15:26:52.382

Mini Se7en & Mini Miglia Championships

RACE 12 - STATISTICS

Competitors Started 14
Planned Start 2019-11-10 @ 15:30:00.000
Actual Start 2019-11-10 @ 15:20:10.692
Finish Time 2019-11-10 @ 15:41:08.083
Track Length 1.2079mi.
Total Laps 258
Total Distance Covered 311.6499mi.

Session Fastest Lap History

NO	CL	NAME	LAP TIME	TIME OF DAY	LAP	VEHICLE
83	Mig	Colin PEACOCK	1:05.961	15:21:16.662	1	Mini Miglia 1293
83	Mig	Colin PEACOCK	56.483	15:22:13.146	2	Mini Miglia 1293
83	Mig	Colin PEACOCK	55.740	15:23:08.885	3	Mini Miglia 1293
83	Mig	Colin PEACOCK	55.721	15:25:00.599	5	Mini Miglia 1293
83	Mig	Colin PEACOCK	55.630	15:25:56.228	6	Mini Miglia 1293
83	Mig	Colin PEACOCK	55.505	15:35:20.210	16	Mini Miglia 1293
83	Mig	Colin PEACOCK	55.442	15:37:11.179	18	Mini Miglia 1293
83	Mig	Colin PEACOCK	55.285	15:38:06.462	19	Mini Miglia 1293

Session Leader History

NO	CL	NAME	FROM LAP	LAPS LED	DISTANCE	VEHICLE
83	Mig	Colin PEACOCK	1	22	26.57 miles	Mini Miglia 1293

Flag History

TYPE	TIME OF DAY
GREEN	15:20:10.692
FINISH	15:41:08.083

Flag Statistics

TYPE	COUNT	TOTAL LAPS	TOTAL TIME
Green	1	22	22:01.541
Red	0	0	0.000
Safety Car	0	0	0.000
FCY	0	0	0.000

Mini Se7en & Mini Miglia Championships

RACE 12 - STATISTICS

CLASS : 7

8 Starters

Fastest Lap History

NO	NAME	LAP TIME	TIME OF DAY	LAP	VEHICLE
35	Jeff SMITH	1:20.128	15:21:30.833	1	Mini Se7en 998
35	Jeff SMITH	59.914	15:22:30.747	2	Mini Se7en 998
28	Dom BURGER	59.573	15:22:32.188	2	Mini Se7en 998
35	Jeff SMITH	59.372	15:24:29.848	4	Mini Se7en 998
35	Jeff SMITH	59.242	15:25:29.090	5	Mini Se7en 998
35	Jeff SMITH	59.192	15:26:28.283	6	Mini Se7en 998
35	Jeff SMITH	59.185	15:39:22.672	19	Mini Se7en 998

Leader History

NO	NAME	FROM LAP	LAPS LED	DISTANCE	VEHICLE
35	Jeff SMITH	1	21	25.36 miles	Mini Se7en 998

Mini Se7en & Mini Miglia Championships

RACE 12 - STATISTICS

CLASS : 7 S

4 Starters

Fastest Lap History

NO	NAME	LAP TIME	TIME OF DAY	LAP	VEHICLE
787	Connor O BRIEN	1:23.241	15:21:33.945	1	Mini Se7en S 1293
787	Connor O BRIEN	1:00.417	15:22:34.361	2	Mini Se7en S 1293
787	Connor O BRIEN	1:00.340	15:23:34.702	3	Mini Se7en S 1293
787	Connor O BRIEN	1:00.319	15:26:35.836	6	Mini Se7en S 1293
787	Connor O BRIEN	1:00.287	15:36:47.857	16	Mini Se7en S 1293

Leader History

NO	NAME	FROM LAP	LAPS LED	DISTANCE	VEHICLE
787	Connor O BRIEN	1	21	25.36 miles	Mini Se7en S 1293

Mini Se7en & Mini Miglia Championships

RACE 12 - STATISTICS

CLASS : Mig

2 Starters

Fastest Lap History

NO	NAME	LAP TIME	TIME OF DAY	LAP	VEHICLE
83	Colin PEACOCK	1:05.961	15:21:16.662	1	Mini Miglia 1293
83	Colin PEACOCK	56.483	15:22:13.146	2	Mini Miglia 1293
83	Colin PEACOCK	55.740	15:23:08.885	3	Mini Miglia 1293
83	Colin PEACOCK	55.721	15:25:00.599	5	Mini Miglia 1293
83	Colin PEACOCK	55.630	15:25:56.228	6	Mini Miglia 1293
83	Colin PEACOCK	55.505	15:35:20.210	16	Mini Miglia 1293
83	Colin PEACOCK	55.442	15:37:11.179	18	Mini Miglia 1293
83	Colin PEACOCK	55.285	15:38:06.462	19	Mini Miglia 1293

Leader History

NO	NAME	FROM LAP	LAPS LED	DISTANCE	VEHICLE
83	Colin PEACOCK	1	22	26.57 miles	Mini Miglia 1293