



MINI SE7EN CHAMPIONSHIP

Cadwell Park Circuit

31st August 2019



Results Provided by Timing Solutions Ltd
www.tsl-timing.com

Mini Se7en Championship

QUALIFYING - RACE 2 - CLASSIFICATION

POS	NO	CL	PIC NAME	ENTRY	TIME	ON	LAPS	GAP	DIFF	MPH
1	4	7	1 Joe THOMPSON	Mini Se7en 998	1:49.681	10	11			71.78
2	35*	7	2 Jeff SMITH	Mini Se7en 998	1:49.703	2	10	0.022	0.022	71.76
3	28	7	3 Dom BURGER	Mini Se7en 998	1:50.163	3	11	0.482	0.460	71.46
4	787	7S	1 Connor O'BRIEN	Mini Se7en S 1293	1:50.259	3	9	0.578	0.096	71.40
5	77	7	4 Andrew DEVINY	Mini Se7en 998	1:51.048	9	11	1.367	0.789	70.89
6	708	7S	2 Scott KENDALL	Mini Se7en S 1293	1:51.560	11	11	1.879	0.512	70.57
7	22	7	5 Graeme DAVIS	Mini Se7en 998	1:52.052	11	11	2.371	0.492	70.26
8	94	7	6 Lee ROBERTS	Mini Se7en 998	1:52.240	10	11	2.559	0.188	70.14
9	27	7	7 Leon Oli WINDOW	Mini Se7en 998	1:52.478	6	11	2.797	0.238	69.99
10	711	7S	3 Damien HARRINGTON	Mini Se7en S 1300	1:52.845	9	10	3.164	0.367	69.77
11	736	7S	4 Thorburn ASTIN	Mini Se7en S 1275	1:53.012	8	10	3.331	0.167	69.66
12	76	7	8 Jo POLLEY	Mini Se7en 998	1:53.773	8	9	4.092	0.761	69.20
13	49	7	9 Ross BILLISON	Mini Se7en 998	1:53.780	7	8	4.099	0.007	69.19
14	720	7S	5 Ben CUTLER	Mini Se7en S 1293	1:54.941	4	10	5.260	1.161	68.49
15	742	7S	6 Benjamin BUTLER	Mini Se7en S 1275	1:55.195	9	10	5.514	0.254	68.34
16	38	7	10 Steven HOPPER	Mini Se7en 998	1:55.680	10	10	5.999	0.485	68.06
17	95	7	11 Julian PROCTOR	Mini Se7en 998	1:57.395	8	10	7.714	1.715	67.06
18	795	7S	7 Stuart GILBY	Mini Se7en S 1275	1:58.850	8	10	9.169	1.455	66.24
19	733	7S	8 James BRYAN	Mini Se7en S 1293	2:00.039	7	9	10.358	1.189	65.58
20	796	7S	9 Mark CHAPPELL	Mini Se7en S 1275	2:01.390	7	10	11.709	1.351	64.85
21	39	7	12 Glen WOODBRIDGE	Mini Se7en 998			1			

No. 35 - 2 Lap times disallowed; exceeding track limits.

Weather / Track : Sunny / Dry

These results are provisional until the conclusion of any judicial and technical matters.

Cadwell Park

Circuit Length = 2.1869 miles

Start: 09:25 Flag 09:45 End: 09:48

Clerk Of Course :	Steward :	Timekeeper :
-------------------	-----------	--------------

Mini Se7en Championship

QUALIFYING - RACE 2 - LAP ANALYSIS

DIFF = Difference To Personal Best Lap

P1 4 Joe THOMPSON				
LAP	LAP TIME	DIFF	MPH	TIME OF DAY
1 -	2:03.235	13.554	63.88	09:28:32.194
2 -	2:01.165	11.484	64.97	09:30:33.359
3 -	1:50.757	1.076	71.08	09:32:24.116
4 -	1:50.151	0.470	71.47	09:34:14.267
5 -	2:03.890	14.209	63.54	09:36:18.157
6 -	1:50.047 (3)	0.366	71.54	09:38:08.204
7 -	1:49.970 (2)	0.289	71.59	09:39:58.174
8 -	2:11.843	22.162	59.71	09:42:10.017
9 -	1:50.127	0.446	71.49	09:44:00.144
10 -	1:49.681 (1)		71.78	09:45:49.825
11 -	2:10.319	20.638	60.41	09:48:00.144

P2 35 Jeff SMITH				
LAP	LAP TIME	DIFF	MPH	TIME OF DAY
1 -	2:05.763	16.060	62.60	09:28:27.439
2 -	1:49.703 (1)		71.76	09:30:17.142
3 -	1:49.802 (2)	0.099	71.70	09:32:06.944
4 -	1:49.432 D		71.94	09:33:56.376
5 -	3:08.881 P	1:19.178	41.68	09:37:05.257
6 -	2:11.908	22.205	59.68	09:39:17.165
7 -	1:54.986 (3)	5.283	68.47	09:41:12.151
8 -	1:55.197	5.494	68.34	09:43:07.348
9 -	1:49.144 D		72.13	09:44:56.489
10 -	2:02.139	12.436	64.46	09:46:58.628

P3 28 Dom BURGER				
LAP	LAP TIME	DIFF	MPH	TIME OF DAY
1 -	2:06.078	15.915	62.44	09:28:28.442
2 -	1:51.189 (3)	1.026	70.80	09:30:19.631
3 -	1:50.163 (1)		71.46	09:32:09.794
4 -	1:50.707 (2)	0.544	71.11	09:34:00.501
5 -	1:51.678	1.515	70.49	09:35:52.179
6 -	1:51.567	1.404	70.56	09:37:43.746
7 -	1:54.494	4.331	68.76	09:39:38.240
8 -	1:52.694	2.531	69.86	09:41:30.934
9 -	1:52.169	2.006	70.19	09:43:23.103
10 -	2:00.639	10.476	65.26	09:45:23.742
11 -	1:54.209	4.046	68.93	09:47:17.951

P4 787 Connor O'BRIEN				
LAP	LAP TIME	DIFF	MPH	TIME OF DAY
1 -	1:56.407	6.148	67.63	09:28:43.037
2 -	1:51.840 (3)	1.581	70.39	09:30:34.877
3 -	1:50.259 (1)		71.40	09:32:25.136
4 -	1:52.129	1.870	70.21	09:34:17.265
5 -	1:50.881 (2)	0.622	71.00	09:36:08.146
6 -	1:51.943	1.684	70.33	09:38:00.089
7 -	1:53.309	3.050	69.48	09:39:53.398
8 -	1:52.424	2.165	70.03	09:41:45.822
9 -	4:34.974 P	2:44.715	28.63	09:46:20.796

P5 77 Andrew DEVINY				
LAP	LAP TIME	DIFF	MPH	TIME OF DAY
1 -	1:58.377	7.329	66.50	09:28:33.412
2 -	1:54.280	3.232	68.89	09:30:27.692
3 -	1:52.919	1.871	69.72	09:32:20.611
4 -	1:52.142	1.094	70.20	09:34:12.753
5 -	1:52.568	1.520	69.94	09:36:05.321

DIFF = Difference To Personal Best Lap

6 -	1:51.875	0.827	70.37	09:37:57.196
7 -	1:51.732 (3)	0.684	70.46	09:39:48.928
8 -	1:53.236	2.188	69.52	09:41:42.164
9 -	1:51.048 (1)		70.89	09:43:33.212
10 -	1:51.220 (2)	0.172	70.78	09:45:24.432
11 -	1:52.096	1.048	70.23	09:47:16.528

P6 708 Scott KENDALL				
LAP	LAP TIME	DIFF	MPH	TIME OF DAY
1 -	1:57.461	5.901	67.02	09:28:51.941
2 -	1:53.604	2.044	69.30	09:30:45.545
3 -	1:51.831 (3)	0.271	70.40	09:32:37.376
4 -	1:52.390	0.830	70.05	09:34:29.766
5 -	1:51.992	0.432	70.30	09:36:21.758
6 -	1:51.776 (2)	0.216	70.43	09:38:13.534
7 -	1:52.164	0.604	70.19	09:40:05.698
8 -	1:52.303	0.743	70.10	09:41:58.001
9 -	1:53.277	1.717	69.50	09:43:51.278
10 -	1:51.873	0.313	70.37	09:45:43.151
11 -	1:51.560 (1)		70.57	09:47:34.711

P7 22 Graeme DAVIS				
LAP	LAP TIME	DIFF	MPH	TIME OF DAY
1 -	2:01.742	9.690	64.67	09:28:31.419
2 -	1:55.395	3.343	68.22	09:30:26.814
3 -	1:54.144	2.092	68.97	09:32:20.958
4 -	1:52.338 (2)	0.286	70.08	09:34:13.296
5 -	2:06.165	14.113	62.40	09:36:19.461
6 -	1:52.900	0.848	69.73	09:38:12.361
7 -	1:53.126	1.074	69.59	09:40:05.487
8 -	1:53.368	1.316	69.44	09:41:58.855
9 -	1:53.304	1.252	69.48	09:43:52.159
10 -	1:52.625 (3)	0.573	69.90	09:45:44.784
11 -	1:52.052 (1)		70.26	09:47:36.836

P8 94 Lee ROBERTS				
LAP	LAP TIME	DIFF	MPH	TIME OF DAY
1 -	2:02.633	10.393	64.20	09:28:35.158
2 -	1:54.912	2.672	68.51	09:30:30.070
3 -	1:53.893	1.653	69.12	09:32:23.963
4 -	1:53.961	1.721	69.08	09:34:17.924
5 -	1:52.793	0.553	69.80	09:36:10.717
6 -	1:52.675 (2)	0.435	69.87	09:38:03.392
7 -	1:53.902	1.662	69.12	09:39:57.294
8 -	1:52.788 (3)	0.548	69.80	09:41:50.082
9 -	1:54.590	2.350	68.70	09:43:44.672
10 -	1:52.240 (1)		70.14	09:45:36.912
11 -	1:55.022	2.782	68.44	09:47:31.934

P9 27 Leon Oli WINDOW				
LAP	LAP TIME	DIFF	MPH	TIME OF DAY
1 -	2:03.224	10.746	63.89	09:28:30.014
2 -	1:53.536 (3)	1.058	69.34	09:30:23.550
3 -	1:54.183	1.705	68.95	09:32:17.733
4 -	1:54.431	1.953	68.80	09:34:12.164
5 -	1:54.326	1.848	68.86	09:36:06.490
6 -	1:52.478 (1)		69.99	09:37:58.968
7 -	1:54.575	2.097	68.71	09:39:53.543
8 -	1:54.755	2.277	68.60	09:41:48.298
9 -	1:54.200	1.722	68.94	09:43:42.498
10 -	1:52.988 (2)	0.510	69.68	09:45:35.486

Cadwell Park

Circuit Length = 2.1869 miles

Start: 09:25 Flag 09:45 End: 09:48

Weather / Track : Sunny / Dry

Mini Se7en Championship

QUALIFYING - RACE 2 - LAP ANALYSIS

DIFF = Difference To Personal Best Lap

11 - 1:55.178 2.700 68.35 09:47:30.664

P10 711 Damien HARRINGTON				
LAP	LAP TIME	DIFF	MPH	TIME OF DAY
1 -	2:01.492	8.647	64.80	09:28:50.399
2 -	1:56.253	3.408	67.72	09:30:46.652
3 -	1:53.460 (3)	0.615	69.39	09:32:40.112
4 -	1:54.607	1.762	68.69	09:34:34.719
5 -	1:54.422	1.577	68.80	09:36:29.141
6 -	1:54.412	1.567	68.81	09:38:23.553
7 -	1:53.316 (2)	0.471	69.48	09:40:16.869
8 -	2:01.570	8.725	64.76	09:42:18.439
9 -	1:52.845 (1)		69.77	09:44:11.284
10 -	2:03.015	10.170	64.00	09:46:14.299

P11 736 Thorburn ASTIN				
LAP	LAP TIME	DIFF	MPH	TIME OF DAY
1 -	2:03.813	10.801	63.58	09:28:53.359
2 -	1:54.712	1.700	68.63	09:30:48.071
3 -	1:55.559	2.547	68.13	09:32:43.630
4 -	1:56.450	3.438	67.61	09:34:40.080
5 -	1:55.108	2.096	68.39	09:36:35.188
6 -	1:54.946	1.934	68.49	09:38:30.134
7 -	1:53.323 (2)	0.311	69.47	09:40:23.457
8 -	1:53.012 (1)		69.66	09:42:16.469
9 -	1:53.528 (3)	0.516	69.35	09:44:09.997
10 -	2:05.110	12.098	62.93	09:46:15.107

P12 76 Jo POLLEY				
LAP	LAP TIME	DIFF	MPH	TIME OF DAY
1 -	2:04.689	10.916	63.14	09:28:39.206
2 -	1:59.025	5.252	66.14	09:30:38.231
3 -	1:56.221	2.448	67.74	09:32:34.452
4 -	4:31.724 P	2:37.951	28.97	09:37:06.176
5 -	2:11.806	18.033	59.73	09:39:17.982
6 -	1:54.556 (2)	0.783	68.72	09:41:12.538
7 -	1:55.205 (3)	1.432	68.34	09:43:07.743
8 -	1:53.773 (1)		69.20	09:45:01.516
9 -	1:56.583	2.810	67.53	09:46:58.099

P13 49 Ross BILLISON				
LAP	LAP TIME	DIFF	MPH	TIME OF DAY
1 -	2:05.247	11.467	62.86	09:28:29.415
2 -	1:57.949	4.169	66.75	09:30:27.364
3 -	1:55.872 (3)	2.092	67.94	09:32:23.236
4 -	3:13.652 P	1:19.872	40.65	09:35:36.888
5 -	1:59.930	6.150	65.64	09:37:36.818
6 -	1:54.109 (2)	0.329	68.99	09:39:30.927
7 -	1:53.780 (1)		69.19	09:41:24.707
8 -	3:53.726 P	1:59.946	33.68	09:45:18.433

P14 720 Ben CUTLER				
LAP	LAP TIME	DIFF	MPH	TIME OF DAY
1 -	2:04.359	9.418	63.31	09:28:47.825
2 -	1:59.577	4.636	65.84	09:30:47.402
3 -	1:56.751	1.810	67.43	09:32:44.153
4 -	1:54.941 (1)		68.49	09:34:39.094
5 -	1:55.464	0.523	68.18	09:36:34.558
6 -	1:56.104	1.163	67.81	09:38:30.662
7 -	2:01.214	6.273	64.95	09:40:31.876

DIFF = Difference To Personal Best Lap

8 - 1:55.465 0.524 68.18 09:42:27.341
 9 - 1:55.088 (2) 0.147 68.41 09:44:22.429
 10 - 1:55.216 (3) 0.275 68.33 09:46:17.645

P15 742 Benjamin BUTLER				
LAP	LAP TIME	DIFF	MPH	TIME OF DAY
1 -	2:04.134	8.939	63.42	09:28:46.567
2 -	1:58.732	3.537	66.31	09:30:45.299
3 -	1:57.713	2.518	66.88	09:32:43.012
4 -	1:55.455 (3)	0.260	68.19	09:34:38.467
5 -	1:56.479	1.284	67.59	09:36:34.946
6 -	1:56.636	1.441	67.50	09:38:31.582
7 -	1:55.636	0.441	68.08	09:40:27.218
8 -	1:58.549	3.354	66.41	09:42:25.767
9 -	1:55.195 (1)		68.34	09:44:20.962
10 -	1:55.325 (2)	0.130	68.26	09:46:16.287

P16 38 Steven HOPPER				
LAP	LAP TIME	DIFF	MPH	TIME OF DAY
1 -	2:05.286	9.606	62.84	09:28:47.535
2 -	1:58.966	3.286	66.18	09:30:46.501
3 -	2:04.229	8.549	63.37	09:32:50.730
4 -	1:58.503	2.823	66.43	09:34:49.233
5 -	1:57.120 (3)	1.440	67.22	09:36:46.353
6 -	1:57.521	1.841	66.99	09:38:43.874
7 -	2:11.868	16.188	59.70	09:40:55.742
8 -	1:57.172	1.492	67.19	09:42:52.914
9 -	1:56.916 (2)	1.236	67.34	09:44:49.830
10 -	1:55.680 (1)		68.06	09:46:45.510

P17 95 Julian PROCTOR				
LAP	LAP TIME	DIFF	MPH	TIME OF DAY
1 -	2:17.474	20.079	57.27	09:29:07.390
2 -	2:03.791	6.396	63.60	09:31:11.181
3 -	1:59.348	1.953	65.96	09:33:10.529
4 -	1:57.769 (3)	0.374	66.85	09:35:08.298
5 -	1:58.104	0.709	66.66	09:37:06.402
6 -	1:58.115	0.720	66.65	09:39:04.517
7 -	1:58.106	0.711	66.66	09:41:02.623
8 -	1:57.395 (1)		67.06	09:43:00.018
9 -	1:57.558 (2)	0.163	66.97	09:44:57.576
10 -	2:03.100	5.705	63.95	09:47:00.676

P18 795 Stuart GILBY				
LAP	LAP TIME	DIFF	MPH	TIME OF DAY
1 -	2:15.527	16.677	58.09	09:29:16.117
2 -	2:07.248	8.398	61.87	09:31:23.365
3 -	2:01.558	2.708	64.76	09:33:24.923
4 -	2:02.897	4.047	64.06	09:35:27.820
5 -	2:01.716	2.866	64.68	09:37:29.536
6 -	2:01.506	2.656	64.79	09:39:31.042
7 -	1:59.998 (3)	1.148	65.61	09:41:31.040
8 -	1:58.850 (1)		66.24	09:43:29.890
9 -	2:00.858	2.008	65.14	09:45:30.748
10 -	1:59.067 (2)	0.217	66.12	09:47:29.815

P19 733 James BRYAN				
LAP	LAP TIME	DIFF	MPH	TIME OF DAY
1 -	2:17.223	17.184	57.37	09:29:14.744
2 -	2:12.537	12.498	59.40	09:31:27.281

Weather / Track : Sunny / Dry

Cadwell Park
 Circuit Length = 2.1869 miles
 Start: 09:25 Flag 09:45 End: 09:48

Mini Se7en Championship

QUALIFYING - RACE 2 - LAP ANALYSIS

DIFF = Difference To Personal Best Lap

3 -	2:03.461	3.422	63.77	09:33:30.742
4 -	2:04.380	4.341	63.29	09:35:35.122
5 -	2:01.741 (2)	1.702	64.67	09:37:36.863
6 -	2:05.530	5.491	62.71	09:39:42.393
7 -	2:00.039 (1)		65.58	09:41:42.432
8 -	2:09.682	9.643	60.71	09:43:52.114
9 -	2:02.728 (3)	2.689	64.15	09:45:54.842

P20 796 Mark CHAPPELL

LAP	LAP TIME	DIFF	MPH	TIME OF DAY
1 -	2:16.486	15.096	57.68	09:29:15.149
2 -	2:08.590	7.200	61.22	09:31:23.739
3 -	2:06.330	4.940	62.32	09:33:30.069
4 -	2:03.599	2.209	63.69	09:35:33.668
5 -	2:01.695 (2)	0.305	64.69	09:37:35.363
6 -	2:06.273	4.883	62.35	09:39:41.636
7 -	2:01.390 (1)		64.85	09:41:43.026
8 -	2:04.448	3.058	63.26	09:43:47.474
9 -	2:01.700 (3)	0.310	64.69	09:45:49.174
10 -	2:01.930	0.540	64.57	09:47:51.104

P21 39 Glen WOODBRIDGE

LAP	LAP TIME	DIFF	MPH	TIME OF DAY
1 -	9:18.204 P		14.10	09:35:54.744

Mini Se7en Championship

QUALIFYING - RACE 2 - STATISTICS

Competitors Started 21
Planned Start 2019-08-31 @ 09:25:00.000
Actual Start 2019-08-31 @ 09:25:47.557
Finish Time 2019-08-31 @ 09:45:53.205
Track Length 2.1869mi.
Total Laps 203
Total Distance Covered 443.9609mi.

Session Fastest Lap History

NO	CL	NAME	LAP TIME	TIME OF DAY	LAP	VEHICLE
35	7	Jeff SMITH	2:05.763	09:28:27.457	1	Mini Se7en 998
49	7	Ross BILLISON	2:05.247	09:28:29.450	1	Mini Se7en 998
27	7	Leon Oli WINDOW	2:03.224	09:28:30.028	1	Mini Se7en 998
22	7	Graeme DAVIS	2:01.742	09:28:31.438	1	Mini Se7en 998
77	7	Andrew DEVINY	1:58.377	09:28:33.428	1	Mini Se7en 998
787	7S	Connor O'BRIEN	1:56.407	09:28:43.054	1	Mini Se7en S 1293
35	7	Jeff SMITH	1:49.703	09:30:17.160	2	Mini Se7en 998
4	7	Joe THOMPSON	1:49.681	09:45:49.839	10	Mini Se7en 998

Flag History

TYPE	TIME OF DAY
GREEN	09:25:47.557
FINISH	09:45:53.205

Flag Statistics

TYPE	COUNT	TOTAL LAPS	TOTAL TIME
Green	1	11	22:41.704
Red	0	0	0.000
Safety Car	0	0	0.000
FCY	0	0	0.000

Weather / Track : Sunny / Dry

These results are provisional until the conclusion of any judicial and technical matters.

Cadwell Park

Circuit Length = 2.1869 miles

Start: 09:25 Flag 09:45 End: 09:48

Clerk Of Course :

Timekeeper :

Mini Se7en Championship

QUALIFYING - RACE 2 - STATISTICS

CLASS : 7

12 Starters

Fastest Lap History

NO	NAME	LAP TIME	TIME OF DAY	LAP	VEHICLE
35	Jeff SMITH	2:05.763	09:28:27.457	1	Mini Se7en 998
49	Ross BILLISON	2:05.247	09:28:29.450	1	Mini Se7en 998
27	Leon Oli WINDOW	2:03.224	09:28:30.028	1	Mini Se7en 998
22	Graeme DAVIS	2:01.742	09:28:31.438	1	Mini Se7en 998
77	Andrew DEVINY	1:58.377	09:28:33.428	1	Mini Se7en 998
35	Jeff SMITH	1:49.703	09:30:17.160	2	Mini Se7en 998
4	Joe THOMPSON	1:49.681	09:45:49.839	10	Mini Se7en 998

Weather / Track : Sunny / Dry

These results are provisional until the conclusion of any judicial and technical matters.

Cadwell Park

Circuit Length = 2.1869 miles

Start: 09:25 Flag 09:45 End: 09:48

Clerk Of Course :

Timekeeper :

Mini Se7en Championship

QUALIFYING - RACE 2 - STATISTICS

CLASS : 7 S

9 Starters

Fastest Lap History

NO	NAME	LAP TIME	TIME OF DAY	LAP	VEHICLE
787	Connor O'BRIEN	1:56.407	09:28:43.054	1	Mini Se7en S 1293
787	Connor O'BRIEN	1:51.840	09:30:34.893	2	Mini Se7en S 1293
787	Connor O'BRIEN	1:50.259	09:32:25.153	3	Mini Se7en S 1293

Weather / Track : Sunny / Dry

These results are provisional until the conclusion of any judicial and technical matters.

Cadwell Park

Circuit Length = 2.1869 miles


Start: 09:25 Flag 09:45 End: 09:48

Clerk Of Course :

Timekeeper :

Mini Se7en Championship

RACE 2 - GRID (20 minutes)

ROW 13			2:01.390 25 796 Mark CHAPPELL
ROW 12	2:00.039 24 733 James BRYAN	1:58.850 23 795 Stuart GILBY	
ROW 11		1:55.195 22 742 Benjamin BUTLER	1:54.941 21 720 Ben CUTLER
ROW 10	1:53.012 20 736 Thorburn ASTIN	1:52.845 19 711 Damien HARRINGTON	
ROW 9		1:51.560 18 708 Scott KENDALL	1:50.259 17 787 Connor O'BRIEN
ROW 8			
ROW 7			
ROW 6	1:57.395 12 39 Glen WOODBRIDGE	1:57.395 11 95 Julian PROCTOR	
ROW 5		1:55.680 10 38 Steven HOPPER	1:53.780 9 49 Ross BILLISON
ROW 4	1:53.773 8 76 Jo POLLEY	1:52.478 7 27 Leon Oli WINDOW	
ROW 3		1:52.240 6 94 Lee ROBERTS	1:52.052 5 22 Graeme DAVIS
ROW 2	1:51.048 4 77 Andrew DEVINY	1:50.163 3 28 Dom BURGER	
ROW 1		1:49.703 2 35 Jeff SMITH	1:49.681 1 4 Joe THOMPSON
Pole			
			

Cadwell Park
Circuit Length = 2.1869 miles


These results are provisional until the conclusion of any judicial and technical matters.

Clerk Of Course :	Steward :	Timekeeper :

Mini Se7en Championship

RACE 2 - RESTART GRID

ROW 13			25	720 Ben CUTLER		
ROW 12	24	796 Mark CHAPPELL		23	733 James BRYAN	
ROW 11		22	742 Benjamin BUTLER		21	795 Stuart GILBY
ROW 10	20	736 Thorburn ASTIN		19	711 Damien HARRINGTON	
ROW 9		18	708 Scott KENDALL		17	787 Connor O'BRIEN
ROW 8						
ROW 7						
ROW 6	12	39 Glen WOODBRIDGE		11	38 Steven HOPPER	
ROW 5		10	95 Julian PROCTOR		9	76 Jo POLLEY
ROW 4	8	49 Ross BILLISON		7	28 Dom BURGER	
ROW 3		6	22 Graeme DAVIS		5	94 Lee ROBERTS
ROW 2	4	27 Leon Oli WINDOW		3	77 Andrew DEVINY	
ROW 1		2	35 Jeff SMITH		1	4 Joe THOMPSON
						Pole



Cadwell Park
Circuit Length = 2.1869 miles

These results are provisional until the conclusion of any judicial and technical matters.

Clerk Of Course :	Steward :	Timekeeper :
-------------------	-----------	--------------

Mini Se7en Championship

RACE 2 - CLASSIFICATION - AMENDED

POS	NO	CL	PIC NAME	ENTRY	LAPS	TIME	GAP	DIFF	MPH	BEST	ON
1	35	7	1 Jeff SMITH	Mini Se7en 998	4	7:30.506			69.90	1:50.144	4
2	4	7	2 Joe THOMPSON	Mini Se7en 998	4	7:31.033	0.527	0.527	69.82	1:49.678	4
3	28	7	3 Dom BURGER	Mini Se7en 998	4	7:33.361	2.855	2.328	69.46	1:50.174	4
4	27	7	4 Leon Oli WINDOW	Mini Se7en 998	4	7:43.061	12.555	9.700	68.00	1:53.124	3
5	77	7	5 Andrew DEVINY	Mini Se7en 998	4	7:43.167	12.661	0.106	67.99	1:51.266	3
6	94	7	6 Lee ROBERTS	Mini Se7en 998	4	7:44.820	14.314	1.653	67.75	1:53.212	3
7	49	7	7 Ross BILLISON	Mini Se7en 998	4	7:46.840	16.334	2.020	67.45	1:53.199	3
8	787	7S	1 Connor O'BRIEN	Mini Se7en S 1293	4	7:49.566	19.060	2.726	67.06	1:51.413	2
9	76	7	8 Jo POLLEY	Mini Se7en 998	4	7:50.676	20.170	1.110	66.90	1:53.982	2
10	708	7S	2 Scott KENDALL	Mini Se7en S 1293	4	7:53.368	22.862	2.692	66.52	1:52.681	3
11	736	7S	3 Thorburn ASTIN	Mini Se7en S 1275	4	7:57.032	26.526	3.664	66.01	1:53.103	3
12	711	7S	4 Damien HARRINGTON	Mini Se7en S 1300	4	8:02.343	31.837	5.311	65.29	1:53.848	2
13	742	7S	5 Benjamin BUTLER	Mini Se7en S 1275	4	8:05.341	34.835	2.998	64.88	1:55.332	3
14	22	7	9 Graeme DAVIS	Mini Se7en 998	3	7:49.080	1 Lap	1 Lap	50.35	1:59.189	3

NOT CLASSIFIED

DNF	95	7	Julian PROCTOR	Mini Se7en 998	2	4:04.670	2 Laps	1 Lap	64.35	1:56.989	2
DQ	795	7S	Stuart GILBY	Mini Se7en S 1275							
DQ	733	7S	James BRYAN	Mini Se7en S 1293							

FASTEST LAP

4	7		Joe THOMPSON	Mini Se7en 998	4	1:49.678		71.78 mph		115.52 kph	
787	7S		Connor O'BRIEN	Mini Se7en S 1293	2	1:51.413		70.66 mph		113.72 kph	

Cars 733 & 795 disqualified from results, regulation C3.1.1 refers.

Weather / Track : Sunny / Dry

These results are provisional until the conclusion of any judicial and technical matters.

Cadwell Park

Circuit Length = 2.1869 miles

Start: 12:22 Flag 12:30 End: 12:33

Clerk Of Course :	Steward :	Timekeeper :
-------------------	-----------	--------------

Mini Se7en Championship

RACE 2 - LAP CHART

LAP 1 @ 12:24:48.867			LAP 2 @ 12:26:39.452			LAP 3 @ 12:28:29.973			LAP 4 @ 12:30:20.117		
NO	BEHIND	LAP TIME	NO	BEHIND	LAP TIME	NO	BEHIND	LAP TIME	NO	BEHIND	LAP TIME
35		1:59.256	35		1:50.585	35		1:50.521	35		1:50.144
4	1.630	2:00.886	4	1.543	1:50.498	4	0.993	1:49.971	4	0.527	1:49.678
28	2.280	2:01.536	28	2.817	1:51.122	28	2.825	1:50.529	28	2.855	1:50.174
27	3.025	2:02.281	27	6.208	1:53.768	77	8.372	1:51.266	27	12.555	1:53.888
49	3.279	2:02.535	94	6.786	1:53.524	27	8.811	1:53.124	77	12.661	1:54.433
94	3.847	2:03.103	49	6.948	1:54.254	94	9.477	1:53.212	94	14.314	1:54.981
22	4.380	2:03.636	77	7.627	1:51.911	22	1 Lap	3:46.255	49	16.334	1:56.852
77	6.301	2:05.557	76	10.525	1:53.982	49	9.626	1:53.199	22	1 Lap	1:59.189
76	7.128	2:06.384	95	14.829	1:56.989	76	14.495	1:54.491	787	19.060	1:52.981
95	8.425	2:07.681	787	15.000	1:51.413	787	16.223	1:51.744	76	20.170	1:55.819
787	14.172	2:13.428	708	17.802	1:52.827	708	19.962	1:52.681	708	22.862	1:53.044
711	15.436	2:14.692	711	18.699	1:53.848	736	22.331	1:53.103	736	26.526	1:54.339
708	15.560	2:14.816	736	19.749	1:54.071	711	27.099	1:58.921	711	31.837	1:54.882
736	16.263	2:15.519	742	24.607	1:57.856	742	29.418	1:55.332	742	34.835	1:55.561
742	17.336	2:16.592	795	26.122	1:56.763	795	31.618	1:56.017	795	37.923	1:56.449
795	19.944	2:19.200	733	28.022	1:57.644	733	33.386	1:55.885	733	38.779	1:55.537
733	20.963	2:20.219									

Weather / Track : Sunny / Dry

Results can be found at www.tsl-timing.com

Cadwell Park

Circuit Length = 2.1869 miles

Start: 12:22 Flag 12:30 End: 12:33

Printed - 12:36 Saturday, 31 August 2019

Mini Se7en Championship

RACE 2 - LAP ANALYSIS

DIFF = Difference To Personal Best Lap

P1 35 Jeff SMITH				
LAP	LAP TIME	DIFF	MPH	TIME OF DAY
1 -	1:59.256	9.112	66.01	12:24:48.867
2 -	1:50.585 (3)	0.441	71.19	12:26:39.452
3 -	1:50.521 (2)	0.377	71.23	12:28:29.973
4 -	1:50.144 (1)		71.48	12:30:20.117

P2 4 Joe THOMPSON				
LAP	LAP TIME	DIFF	MPH	TIME OF DAY
1 -	2:00.886	11.208	65.12	12:24:50.497
2 -	1:50.498 (3)	0.820	71.25	12:26:40.995
3 -	1:49.971 (2)	0.293	71.59	12:28:30.966
4 -	1:49.678 (1)		71.78	12:30:20.644

P3 28 Dom BURGER				
LAP	LAP TIME	DIFF	MPH	TIME OF DAY
1 -	2:01.536	11.362	64.78	12:24:51.147
2 -	1:51.122 (3)	0.948	70.85	12:26:42.269
3 -	1:50.529 (2)	0.355	71.23	12:28:32.798
4 -	1:50.174 (1)		71.46	12:30:22.972

P4 27 Leon Oli WINDOW				
LAP	LAP TIME	DIFF	MPH	TIME OF DAY
1 -	2:02.281	9.157	64.38	12:24:51.892
2 -	1:53.768 (2)	0.644	69.20	12:26:45.660
3 -	1:53.124 (1)		69.59	12:28:38.784
4 -	1:53.888 (3)	0.764	69.13	12:30:32.672

P5 77 Andrew DEVINY				
LAP	LAP TIME	DIFF	MPH	TIME OF DAY
1 -	2:05.557	14.291	62.70	12:24:55.168
2 -	1:51.911 (2)	0.645	70.35	12:26:47.079
3 -	1:51.266 (1)		70.76	12:28:38.345
4 -	1:54.433 (3)	3.167	68.80	12:30:32.778

P6 94 Lee ROBERTS				
LAP	LAP TIME	DIFF	MPH	TIME OF DAY
1 -	2:03.103	9.891	63.95	12:24:52.714
2 -	1:53.524 (2)	0.312	69.35	12:26:46.238
3 -	1:53.212 (1)		69.54	12:28:39.450
4 -	1:54.981 (3)	1.769	68.47	12:30:34.431

P7 49 Ross BILLISON				
LAP	LAP TIME	DIFF	MPH	TIME OF DAY
1 -	2:02.535	9.336	64.25	12:24:52.146
2 -	1:54.254 (2)	1.055	68.90	12:26:46.400
3 -	1:53.199 (1)		69.55	12:28:39.599
4 -	1:56.852 (3)	3.653	67.37	12:30:36.451

P8 787 Connor O'BRIEN				
LAP	LAP TIME	DIFF	MPH	TIME OF DAY
1 -	2:13.428	22.015	59.00	12:25:03.039
2 -	1:51.413 (1)		70.66	12:26:54.452
3 -	1:51.744 (2)	0.331	70.45	12:28:46.196
4 -	1:52.981 (3)	1.568	69.68	12:30:39.177

DIFF = Difference To Personal Best Lap

P9 76 Jo POLLEY				
LAP	LAP TIME	DIFF	MPH	TIME OF DAY
1 -	2:06.384	12.402	62.29	12:24:55.995
2 -	1:53.982 (1)		69.07	12:26:49.977
3 -	1:54.491 (2)	0.509	68.76	12:28:44.468
4 -	1:55.819 (3)	1.837	67.97	12:30:40.287

P10 708 Scott KENDALL				
LAP	LAP TIME	DIFF	MPH	TIME OF DAY
1 -	2:14.816	22.135	58.39	12:25:04.427
2 -	1:52.827 (2)	0.146	69.78	12:26:57.254
3 -	1:52.681 (1)		69.87	12:28:49.935
4 -	1:53.044 (3)	0.363	69.64	12:30:42.979

P11 736 Thorburn ASTIN				
LAP	LAP TIME	DIFF	MPH	TIME OF DAY
1 -	2:15.519	22.416	58.09	12:25:05.130
2 -	1:54.071 (2)	0.968	69.02	12:26:59.201
3 -	1:53.103 (1)		69.61	12:28:52.304
4 -	1:54.339 (3)	1.236	68.85	12:30:46.643

P12 711 Damien HARRINGTON				
LAP	LAP TIME	DIFF	MPH	TIME OF DAY
1 -	2:14.692	20.844	58.45	12:25:04.303
2 -	1:53.848 (1)		69.15	12:26:58.151
3 -	1:58.921 (3)	5.073	66.20	12:28:57.072
4 -	1:54.882 (2)	1.034	68.53	12:30:51.954

P13 742 Benjamin BUTLER				
LAP	LAP TIME	DIFF	MPH	TIME OF DAY
1 -	2:16.592	21.260	57.63	12:25:06.203
2 -	1:57.856 (3)	2.524	66.80	12:27:04.059
3 -	1:55.332 (1)		68.26	12:28:59.391
4 -	1:55.561 (2)	0.229	68.13	12:30:54.952

P14 795 Stuart GILBY				
LAP	LAP TIME	DIFF	MPH	TIME OF DAY
1 -	2:19.200	23.183	56.56	12:25:08.811
2 -	1:56.763 (3)	0.746	67.42	12:27:05.574
3 -	1:56.017 (1)		67.86	12:29:01.591
4 -	1:56.449 (2)	0.432	67.61	12:30:58.040

P15 733 James BRYAN				
LAP	LAP TIME	DIFF	MPH	TIME OF DAY
1 -	2:20.219	24.682	56.14	12:25:09.830
2 -	1:57.644 (3)	2.107	66.92	12:27:07.474
3 -	1:55.885 (2)	0.348	67.93	12:29:03.359
4 -	1:55.537 (1)		68.14	12:30:58.896

P16 22 Graeme DAVIS				
LAP	LAP TIME	DIFF	MPH	TIME OF DAY
1 -	2:03.636 (2)	4.447	63.68	12:24:53.247
2 -	3:46.255 (3)	1:47.066	34.79	12:28:39.502
3 -	1:59.189 (1)		66.05	12:30:38.691

Weather / Track : Sunny / Dry

Mini Se7en Championship

RACE 2 - LAP ANALYSIS

DIFF = Difference To Personal Best Lap

P17 95 Julian PROCTOR				
LAP	LAP TIME	DIFF	MPH	TIME OF DAY
1 -	2:07.681 (2)	10.692	61.66	12:24:57.292
2 -	1:56.989 (1)		67.29	12:26:54.281

Mini Se7en Championship

RACE 2 - STATISTICS

Competitors Started 17
Planned Start 2019-08-31 @ 12:00:00.000
Actual Start 2019-08-31 @ 12:22:49.610
Finish Time 2019-08-31 @ 12:30:17.909
Track Length 2.1869mi.
Total Laps 65
Total Distance Covered 142.1549mi.

Session Fastest Lap History

NO	CL	NAME	LAP TIME	TIME OF DAY	LAP	VEHICLE
35	7	Jeff SMITH	1:59.256	12:24:48.883	1	Mini Se7en 998
35	7	Jeff SMITH	1:50.585	12:26:39.468	2	Mini Se7en 998
4	7	Joe THOMPSON	1:50.498	12:26:41.010	2	Mini Se7en 998
4	7	Joe THOMPSON	1:49.971	12:28:30.980	3	Mini Se7en 998
4	7	Joe THOMPSON	1:49.678	12:30:20.661	4	Mini Se7en 998

Session Leader History

NO	CL	NAME	FROM LAP	LAPS LED	DISTANCE	VEHICLE
35	7	Jeff SMITH	1	4	8.74 miles	Mini Se7en 998

Flag History

TYPE	TIME OF DAY
GREEN	12:22:49.610
FINISH	12:30:17.909

Flag Statistics

TYPE	COUNT	TOTAL LAPS	TOTAL TIME
Green	1	4	10:11.521
Red	0	0	0.000
Safety Car	0	0	0.000
FCY	0	0	0.000

Weather / Track : Sunny / Dry

These results are provisional until the conclusion of any judicial and technical matters.

Cadwell Park
Circuit Length = 2.1869 miles
Start: 12:22 Flag 12:30 End: 12:33

Clerk Of Course :		Timekeeper :
-------------------	--	--------------

Mini Se7en Championship

RACE 2 - STATISTICS

CLASS : 7

10 Starters

Fastest Lap History

NO	NAME	LAP TIME	TIME OF DAY	LAP	VEHICLE
35	Jeff SMITH	1:59.256	12:24:48.883	1	Mini Se7en 998
35	Jeff SMITH	1:50.585	12:26:39.468	2	Mini Se7en 998
4	Joe THOMPSON	1:50.498	12:26:41.010	2	Mini Se7en 998
4	Joe THOMPSON	1:49.971	12:28:30.980	3	Mini Se7en 998
4	Joe THOMPSON	1:49.678	12:30:20.661	4	Mini Se7en 998

Leader History

NO	NAME	FROM LAP	LAPS LED	DISTANCE	VEHICLE
35	Jeff SMITH	1	4	8.74 miles	Mini Se7en 998

Weather / Track : Sunny / Dry

These results are provisional until the conclusion of any judicial and technical matters.

Cadwell Park

Circuit Length = 2.1869 miles

Start: 12:22 Flag 12:30 End: 12:33

Clerk Of Course :

Timekeeper :

Mini Se7en Championship

RACE 2 - STATISTICS

CLASS : 7 S

7 Starters

Fastest Lap History

NO	NAME	LAP TIME	TIME OF DAY	LAP	VEHICLE
787	Connor O'BRIEN	2:13.428	12:25:03.055	1	Mini Se7en S 1293
787	Connor O'BRIEN	1:51.413	12:26:54.468	2	Mini Se7en S 1293

Leader History

NO	NAME	FROM LAP	LAPS LED	DISTANCE	VEHICLE
787	Connor O'BRIEN	1	4	8.74 miles	Mini Se7en S 1293

Weather / Track : Sunny / Dry

These results are provisional until the conclusion of any judicial and technical matters.

Cadwell Park

Circuit Length = 2.1869 miles


Start: 12:22 Flag 12:30 End: 12:33

Clerk Of Course :

Timekeeper :

Mini Se7en Championship

RACE 8 - GRID (20 minutes)

ROW 11		21	795	Stuart GILBY	1:56.017				
ROW 10	20	733	James BRYAN	1:55.537	19	742	Benjamin BUTLER	1:55.332	
ROW 9		18	711	Damien HARRINGTON	1:53.848	17	736	Thorburn ASTIN	1:53.103
ROW 8	16	708	Scott KENDALL	1:52.681	15	787	Connor O'BRIEN	1:51.413	
ROW 7									
ROW 6									
ROW 5		10	22	Graeme DAVIS	1:59.189	9	95	Julian PROCTOR	1:56.989
ROW 4	8	76	Jo POLLEY	1:53.982	7	94	Lee ROBERTS	1:53.212	
ROW 3		6	49	Ross BILLISON	1:53.199	5	27	Leon Oli WINDOW	1:53.124
ROW 2	4	77	Andrew DEVINY	1:51.266	3	28	Dom BURGER	1:50.174	
ROW 1		2	35	Jeff SMITH	1:50.144	1	4	Joe THOMPSON	1:49.678
Pole									
									

Cadwell Park
Circuit Length = 2.1869 miles

These results are provisional until the conclusion of any judicial and technical matters.

Clerk Of Course :	Steward :	Timekeeper :

Mini Se7en Championship

RACE 8 - CLASSIFICATION

POS	NO	CL	PIC NAME	ENTRY	LAPS	TIME	GAP	DIFF	MPH	BEST	ON
1	4	7	1 Joe THOMPSON	Mini Se7en 998	4	8:27.275			62.08	2:03.898	3
2	35	7	2 Jeff SMITH	Mini Se7en 998	4	8:28.587	1.312	1.312	61.92	2:03.791	3
3	28	7	3 Dom BURGER	Mini Se7en 998	4	8:29.659	2.384	1.072	61.79	2:03.236	3
4	77	7	4 Andrew DEVINY	Mini Se7en 998	4	8:41.689	14.414	12.030	60.36	2:07.642	2
5	27	7	5 Leon Oli WINDOW	Mini Se7en 998	4	8:42.019	14.744	0.330	60.32	2:07.614	3
6	708	7S	1 Scott KENDALL	Mini Se7en S 1293	4	8:51.677	24.402	9.658	59.23	2:06.188	4
7	787	7S	2 Connor O'BRIEN	Mini Se7en S 1293	4	8:52.140	24.865	0.463	59.18	2:06.431	4
8	22	7	6 Graeme DAVIS	Mini Se7en 998	4	8:56.590	29.315	4.450	58.69	2:10.767	3
9	76	7	7 Jo POLLEY	Mini Se7en 998	4	8:57.893	30.618	1.303	58.54	2:11.002	4
10	95	7	8 Julian PROCTOR	Mini Se7en 998	4	8:58.714	31.439	0.821	58.45	2:10.469	4
11	736	7S	3 Thorburn ASTIN	Mini Se7en S 1275	4	9:00.271	32.996	1.557	58.29	2:06.794	2
12	742	7S	4 Benjamin BUTLER	Mini Se7en S 1275	4	9:16.194	48.919	15.923	56.62	2:12.692	2
13	733	7S	5 James BRYAN	Mini Se7en S 1293	4	9:38.143	1:10.868	21.949	54.47	2:16.937	3
14	795	7S	6 Stuart GILBY	Mini Se7en S 1275	4	9:47.744	1:20.469	9.601	53.58	2:19.771	2

NOT CLASSIFIED

DNF	94	7	Lee ROBERTS	Mini Se7en 998	4	8:55.615	28.340		58.79	2:07.962	2
DNF	39	7	Glen WOODBRIDGE	Mini Se7en 998	4	8:59.589	32.314	3.974	58.36	2:10.647	4
DNF	711	7S	Damien HARRINGTON	Mini Se7en S 1300	4	9:02.054	34.779	2.465	58.09	2:08.509	2
DNF	49	7	Ross BILLISON	Mini Se7en 998	0						

FASTEST LAP

28	7	Dom BURGER	Mini Se7en 998	3	2:03.236	63.88 mph	102.81 kph
708	7S	Scott KENDALL	Mini Se7en S 1293	4	2:06.188	62.39 mph	100.41 kph

Cars 39, 94 & 711 not running at the showing of the red flag.

Weather / Track : Overcast / Damp

These results are provisional until the conclusion of any judicial and technical matters.

Cadwell Park

Circuit Length = 2.1869 miles

Start: 15:54 Flag 16:02 End: 16:10

Clerk Of Course :	Steward :	Timekeeper :
-------------------	-----------	--------------

Mini Se7en Championship

RACE 8 - LAP CHART

LAP 1 @ 15:57:07.843			LAP 2 @ 15:59:13.288			LAP 3 @ 16:01:17.186			LAP 4 @ 16:03:21.097		
NO	BEHIND	LAP TIME	NO	BEHIND	LAP TIME	NO	BEHIND	LAP TIME	NO	BEHIND	LAP TIME
35		2:14.021	4		2:05.263	4		2:03.898	4		2:03.911
4	0.182	2:14.203	35	1.036	2:06.481	35	0.929	2:03.791	35	1.312	2:04.294
77	0.905	2:14.926	77	3.102	2:07.642	28	2.854	2:03.236	28	2.384	2:03.441
28	1.403	2:15.424	28	3.516	2:07.558	27	8.823	2:07.614	77	14.414	2:08.319
27	2.508	2:16.529	27	5.107	2:08.044	77	10.006	2:10.802	27	14.744	2:09.832
94	3.213	2:17.234	94	5.730	2:07.962	94	19.346	2:17.514	708	24.402	2:06.188
22	7.830	2:21.851	22	13.357	2:10.972	22	20.226	2:10.767	787	24.865	2:06.431
76	8.891	2:22.912	76	15.853	2:12.407	708	22.125	2:07.605	94	28.340	2:12.905
95	10.056	2:24.077	95	17.708	2:13.097	787	22.345	2:07.434	22	29.315	2:13.000
39	10.299	2:24.320	39	18.163	2:13.309	76	23.527	2:11.572	76	30.618	2:11.002
708	16.392	2:30.413	708	18.418	2:07.471	95	24.881	2:11.071	95	31.439	2:10.469
787	16.919	2:30.940	787	18.809	2:07.335	39	25.578	2:11.313	39	32.314	2:10.647
736	18.909	2:32.930	736	20.258	2:06.794	736	26.293	2:09.933	736	32.996	2:10.614
711	21.122	2:35.143	711	24.186	2:08.509	711	29.709	2:09.421	711	34.779	2:08.981
742	22.425	2:36.446	742	29.672	2:12.692	742	39.277	2:13.503	742	48.919	2:13.553
795	28.695	2:42.716	733	42.610	2:18.896	733	55.649	2:16.937	733	1:10.868	2:19.130
733	29.159	2:43.180	795	43.021	2:19.771	795	1:01.282	2:22.159	795	1:20.469	2:23.098

Weather / Track : Overcast / Damp

Results can be found at www.tsl-timing.com

Cadwell Park

Circuit Length = 2.1869 miles

Start: 15:54 Flag 16:02 End: 16:10

Printed - 16:15 Saturday, 31 August 2019

Mini Se7en Championship

RACE 8 - LAP ANALYSIS

DIFF = Difference To Personal Best Lap

P1 4 Joe THOMPSON				
LAP	LAP TIME	DIFF	MPH	TIME OF DAY
1 -	2:14.203	10.305	58.66	15:57:08.025
2 -	2:05.263 (3)	1.365	62.85	15:59:13.288
3 -	2:03.898 (1)		63.54	16:01:17.186
4 -	2:03.911 (2)	0.013	63.53	16:03:21.097

P2 35 Jeff SMITH				
LAP	LAP TIME	DIFF	MPH	TIME OF DAY
1 -	2:14.021	10.230	58.74	15:57:07.843
2 -	2:06.481 (3)	2.690	62.24	15:59:14.324
3 -	2:03.791 (1)		63.60	16:01:18.115
4 -	2:04.294 (2)	0.503	63.34	16:03:22.409

P3 28 Dom BURGER				
LAP	LAP TIME	DIFF	MPH	TIME OF DAY
1 -	2:15.424	12.188	58.13	15:57:09.246
2 -	2:07.558 (3)	4.322	61.72	15:59:16.804
3 -	2:03.236 (1)		63.88	16:01:20.040
4 -	2:03.441 (2)	0.205	63.78	16:03:23.481

P4 77 Andrew DEVINY				
LAP	LAP TIME	DIFF	MPH	TIME OF DAY
1 -	2:14.926	7.284	58.35	15:57:08.748
2 -	2:07.642 (1)		61.68	15:59:16.390
3 -	2:10.802 (3)	3.160	60.19	16:01:27.192
4 -	2:08.319 (2)	0.677	61.35	16:03:35.511

P5 27 Leon Oli WINDOW				
LAP	LAP TIME	DIFF	MPH	TIME OF DAY
1 -	2:16.529	8.915	57.66	15:57:10.351
2 -	2:08.044 (2)	0.430	61.48	15:59:18.395
3 -	2:07.614 (1)		61.69	16:01:26.009
4 -	2:09.832 (3)	2.218	60.64	16:03:35.841

P6 708 Scott KENDALL				
LAP	LAP TIME	DIFF	MPH	TIME OF DAY
1 -	2:30.413	24.225	52.34	15:57:24.235
2 -	2:07.471 (2)	1.283	61.76	15:59:31.706
3 -	2:07.605 (3)	1.417	61.69	16:01:39.311
4 -	2:06.188 (1)		62.39	16:03:45.499

P7 787 Connor O'BRIEN				
LAP	LAP TIME	DIFF	MPH	TIME OF DAY
1 -	2:30.940	24.509	52.16	15:57:24.762
2 -	2:07.335 (2)	0.904	61.83	15:59:32.097
3 -	2:07.434 (3)	1.003	61.78	16:01:39.531
4 -	2:06.431 (1)		62.27	16:03:45.962

P8 22 Graeme DAVIS				
LAP	LAP TIME	DIFF	MPH	TIME OF DAY
1 -	2:21.851	11.084	55.50	15:57:15.673
2 -	2:10.972 (2)	0.205	60.11	15:59:26.645
3 -	2:10.767 (1)		60.20	16:01:37.412
4 -	2:13.000 (3)	2.233	59.19	16:03:50.412

DIFF = Difference To Personal Best Lap

P9 76 Jo POLLEY				
LAP	LAP TIME	DIFF	MPH	TIME OF DAY
1 -	2:22.912	11.910	55.09	15:57:16.734
2 -	2:12.407 (3)	1.405	59.46	15:59:29.141
3 -	2:11.572 (2)	0.570	59.83	16:01:40.713
4 -	2:11.002 (1)		60.09	16:03:51.715

P10 95 Julian PROCTOR				
LAP	LAP TIME	DIFF	MPH	TIME OF DAY
1 -	2:24.077	13.608	54.64	15:57:17.899
2 -	2:13.097 (3)	2.628	59.15	15:59:30.996
3 -	2:11.071 (2)	0.602	60.06	16:01:42.067
4 -	2:10.469 (1)		60.34	16:03:52.536

P11 736 Thorburn ASTIN				
LAP	LAP TIME	DIFF	MPH	TIME OF DAY
1 -	2:32.930	26.136	51.48	15:57:26.752
2 -	2:06.794 (1)		62.09	15:59:33.546
3 -	2:09.933 (2)	3.139	60.59	16:01:43.479
4 -	2:10.614 (3)	3.820	60.27	16:03:54.093

P12 742 Benjamin BUTLER				
LAP	LAP TIME	DIFF	MPH	TIME OF DAY
1 -	2:36.446	23.754	50.32	15:57:30.268
2 -	2:12.692 (1)		59.33	15:59:42.960
3 -	2:13.503 (2)	0.811	58.97	16:01:56.463
4 -	2:13.553 (3)	0.861	58.95	16:04:10.016

P13 733 James BRYAN				
LAP	LAP TIME	DIFF	MPH	TIME OF DAY
1 -	2:43.180	26.243	48.24	15:57:37.002
2 -	2:18.896 (2)	1.959	56.68	15:59:55.898
3 -	2:16.937 (1)		57.49	16:02:12.835
4 -	2:19.130 (3)	2.193	56.58	16:04:31.965

P14 795 Stuart GILBY				
LAP	LAP TIME	DIFF	MPH	TIME OF DAY
1 -	2:42.716	22.945	48.38	15:57:36.538
2 -	2:19.771 (1)		56.32	15:59:56.309
3 -	2:22.159 (2)	2.388	55.38	16:02:18.468
4 -	2:23.098 (3)	3.327	55.01	16:04:41.566

P15 94 Lee ROBERTS				
LAP	LAP TIME	DIFF	MPH	TIME OF DAY
1 -	2:17.234 (3)	9.272	57.37	15:57:11.056
2 -	2:07.962 (1)		61.52	15:59:19.018
3 -	2:17.514	9.552	57.25	16:01:36.532
4 -	2:12.905 (2)	4.943	59.23	16:03:49.437

P16 39 Glen WOODBRIDGE				
LAP	LAP TIME	DIFF	MPH	TIME OF DAY
1 -	2:24.320	13.673	54.55	15:57:18.142
2 -	2:13.309 (3)	2.662	59.05	15:59:31.451
3 -	2:11.313 (2)	0.666	59.95	16:01:42.764
4 -	2:10.647 (1)		60.26	16:03:53.411

Weather / Track : Overcast / Damp

Mini Se7en Championship

RACE 8 - LAP ANALYSIS

DIFF = Difference To Personal Best Lap

P17 711 Damien HARRINGTON				
LAP	LAP TIME	DIFF	MPH	TIME OF DAY
1 -	2:35.143	26.634	50.74	15:57:28.965
2 -	2:08.509 (1)		61.26	15:59:37.474
3 -	2:09.421 (3)	0.912	60.83	16:01:46.895
4 -	2:08.981 (2)	0.472	61.04	16:03:55.876

Mini Se7en Championship

RACE 8 - STATISTICS

Competitors Started 18
Planned Start 2019-08-31 @ 15:00:00.000
Actual Start 2019-08-31 @ 15:54:53.821
Finish Time 2019-08-31 @ 16:02:18.469
Track Length 2.1869mi.
Total Laps 68
Total Distance Covered 148.7159mi.

Session Fastest Lap History

NO	CL	NAME	LAP TIME	TIME OF DAY	LAP	VEHICLE
35	7	Jeff SMITH	2:14.021	15:57:07.861	1	Mini Se7en 998
4	7	Joe THOMPSON	2:05.263	15:59:13.306	2	Mini Se7en 998
4	7	Joe THOMPSON	2:03.898	16:01:17.203	3	Mini Se7en 998
35	7	Jeff SMITH	2:03.791	16:01:18.133	3	Mini Se7en 998
28	7	Dom BURGER	2:03.236	16:01:20.056	3	Mini Se7en 998

Session Leader History

NO	CL	NAME	FROM LAP	LAPS LED	DISTANCE	VEHICLE
35	7	Jeff SMITH	1	1	2.18 miles	Mini Se7en 998
4	7	Joe THOMPSON	2	3	6.56 miles	Mini Se7en 998

Flag History

TYPE	TIME OF DAY
GREEN	15:54:53.821
FINISH	16:02:18.469

Flag Statistics

TYPE	COUNT	TOTAL LAPS	TOTAL TIME
Green	1	4	15:20.551
Red	0	0	0.000
Safety Car	0	0	0.000
FCY	0	0	0.000

Weather / Track : Overcast / Damp

These results are provisional until the conclusion of any judicial and technical matters.

Cadwell Park

Circuit Length = 2.1869 miles

Start: 15:54 Flag 16:02 End: 16:10

Clerk Of Course :		Timekeeper :
-------------------	--	--------------

Mini Se7en Championship

RACE 8 - STATISTICS

CLASS : 7

11 Starters

Fastest Lap History

NO	NAME	LAP TIME	TIME OF DAY	LAP	VEHICLE
35	Jeff SMITH	2:14.021	15:57:07.861	1	Mini Se7en 998
4	Joe THOMPSON	2:05.263	15:59:13.306	2	Mini Se7en 998
4	Joe THOMPSON	2:03.898	16:01:17.203	3	Mini Se7en 998
35	Jeff SMITH	2:03.791	16:01:18.133	3	Mini Se7en 998
28	Dom BURGER	2:03.236	16:01:20.056	3	Mini Se7en 998

Leader History

NO	NAME	FROM LAP	LAPS LED	DISTANCE	VEHICLE
35	Jeff SMITH	1	1	2.18 miles	Mini Se7en 998
4	Joe THOMPSON	2	3	6.56 miles	Mini Se7en 998

Weather / Track : Overcast / Damp

These results are provisional until the conclusion of any judicial and technical matters.

Cadwell Park

Circuit Length = 2.1869 miles

Start: 15:54 Flag 16:02 End: 16:10

Clerk Of Course :

Timekeeper :

Mini Se7en Championship

RACE 8 - STATISTICS

CLASS : 7 S

7 Starters

Fastest Lap History

NO	NAME	LAP TIME	TIME OF DAY	LAP	VEHICLE
708	Scott KENDALL	2:30.413	15:57:24.252	1	Mini Se7en S 1293
708	Scott KENDALL	2:07.471	15:59:31.723	2	Mini Se7en S 1293
787	Connor O'BRIEN	2:07.335	15:59:32.113	2	Mini Se7en S 1293
736	Thorburn ASTIN	2:06.794	15:59:33.574	2	Mini Se7en S 1275
708	Scott KENDALL	2:06.188	16:03:45.516	4	Mini Se7en S 1293

Leader History

NO	NAME	FROM LAP	LAPS LED	DISTANCE	VEHICLE
708	Scott KENDALL	1	4	8.74 miles	Mini Se7en S 1293

Weather / Track : Overcast / Damp

These results are provisional until the conclusion of any judicial and technical matters.

Cadwell Park

Circuit Length = 2.1869 miles

Start: 15:54 Flag 16:02 End: 16:10

Clerk Of Course :

Timekeeper :