



**Dunlop Mini Se7en & Dunlop Mini Miglia**

**Brands Hatch Indy Circuit**

**17<sup>th</sup> & 18<sup>th</sup> November 2018**



Results Provided by Timing Solutions Ltd  
[www.tsl-timing.com](http://www.tsl-timing.com)

# Dunlop Mini Se7en & Dunlop Mini Miglia

## QUALIFYING - RACE 4 - CLASSIFICATION

POS	NO	CL	PIC NAME	ENTRY	TIME	ON	LAPS	GAP	DIFF	MPH
1	23	Miglia	1 Rupert DEETH	Mini Miglia 1293	<b>59.344</b>	13	16			73.27
2	37	Miglia	2 James CUTHBERTSON	Mini Miglia 1293	<b>1:00.531</b>	17	19	<b>1.187</b>	1.187	71.84
3	44	Miglia	3 Darren MOON	Mini Miglia 1293	<b>1:00.916</b>	15	19	<b>1.572</b>	0.385	71.38
4	22	Miglia	4 Stuart HORSFALL	Mini Miglia 1293	<b>1:02.697</b>	12	15	<b>3.353</b>	1.781	69.35
5	20	Miglia	5 Mark SIMS	Mini Miglia 1293	<b>1:02.918</b>	5	6	<b>3.574</b>	0.221	69.11
6	94	Se7en	1 Lee ROBERTS	Mini Se7en 998	<b>1:04.224</b>	9	9	<b>4.880</b>	1.306	67.70
7	19	Se7en	2 Tom SANDERSON	Mini Se7en 998	<b>1:04.569</b>	13	18	<b>5.225</b>	0.345	67.34
8	736	Se7en	1 Thorburn ASTIN	Mini Se7en S 1275	<b>1:04.739</b>	14	15	<b>5.395</b>	0.170	67.17
9	45	Se7en	3 Leon WIGHTMAN	Mini Se7en 998	<b>1:05.071</b>	14	14	<b>5.727</b>	0.332	66.82
10	17*	Se7en	4 Nicholas CROYDON - FOWLER	Mini Se7en	<b>1:05.569</b>	11	11	<b>6.225</b>	0.498	66.32
11	746	Se7en	2 Michael DRYDEN	Mini Se7en S 1275	<b>1:05.887</b>	12	17	<b>6.543</b>	0.318	66.00
12	10	Se7en	5 Nigel DAVIES	Mini Se7en 998	<b>1:06.713</b>	13	17	<b>7.369</b>	0.826	65.18
13	711	Se7en	3 Rick SHORTLE	Mini Se7en S 1275	<b>1:08.238</b>	11	14	<b>8.894</b>	1.525	63.72
14	701*	Se7en	4 Jonnie KENT	Mini Se7en S 1275	<b>1:09.177</b>	8	12	<b>9.833</b>	0.939	62.86

Car 17 & 701 – Please fit a working transponder MSA Q12.2.1

Weather / Track : Bright / Drying

These results are provisional until the conclusion of any judicial and technical matters.

Brands Hatch Indy

Circuit Length = 1.2079 miles

Start: 10:42 Flag 11:02 End: 11:03

Clerk Of Course :	Timekeeper :
-------------------	--------------

# Dunlop Mini Se7en & Dunlop Mini Miglia

## QUALIFYING - RACE 4 - LAP ANALYSIS

DIFF = Difference To Personal Best Lap

P1 23 Rupert DEETH				
LAP	LAP TIME	DIFF	MPH	TIME OF DAY
1 -	1:12.466	13.122	60.00	10:43:27.412
2 -	1:05.190	5.846	66.70	10:44:32.602
3 -	1:03.660	4.316	68.30	10:45:36.262
4 -	1:01.641	2.297	70.54	10:46:37.903
5 -	1:01.742	2.398	70.43	10:47:39.645
6 -	1:01.911	2.567	70.23	10:48:41.556
7 -	4:26.187 P	3:26.843	16.33	10:53:07.743
8 -	1:05.495	6.151	66.39	10:54:13.238
9 -	1:02.138	2.794	69.98	10:55:15.376
10 -	1:00.532	1.188	71.83	10:56:15.908
11 -	1:02.290	2.946	69.81	10:57:18.198
12 -	1:07.594	8.250	64.33	10:58:25.792
13 -	<b>59.344 (1)</b>		<b>73.27</b>	<b>10:59:25.136</b>
14 -	59.672 (2)	0.328	72.87	11:00:24.808
15 -	1:08.913	9.569	63.10	11:01:33.721
16 -	1:00.308 (3)	0.964	72.10	11:02:34.029

P2 37 James CUTHBERTSON				
LAP	LAP TIME	DIFF	MPH	TIME OF DAY
1 -	1:14.640	14.109	58.26	10:43:28.678
2 -	1:05.868	5.337	66.01	10:44:34.546
3 -	1:03.493	2.962	68.48	10:45:38.039
4 -	1:03.038	2.507	68.98	10:46:41.077
5 -	1:03.356	2.825	68.63	10:47:44.433
6 -	1:02.974	2.443	69.05	10:48:47.407
7 -	1:03.538	3.007	68.44	10:49:50.945
8 -	1:02.512	1.981	69.56	10:50:53.457
9 -	1:02.608	2.077	69.45	10:51:56.065
10 -	1:01.945	1.414	70.20	10:52:58.010
11 -	1:03.431	2.900	68.55	10:54:01.441
12 -	1:01.973	1.442	70.16	10:55:03.414
13 -	1:01.359	0.828	70.87	10:56:04.773
14 -	1:00.847	0.316	71.46	10:57:05.620
15 -	1:00.632 (3)	0.101	71.72	10:58:06.252
16 -	1:00.582 (2)	0.051	71.78	10:59:06.834
17 -	<b>1:00.531 (1)</b>		<b>71.84</b>	<b>11:00:07.365</b>
18 -	1:02.313	1.782	69.78	11:01:09.678
19 -	1:05.160	4.629	66.73	11:02:14.838

P3 44 Darren MOON				
LAP	LAP TIME	DIFF	MPH	TIME OF DAY
1 -	1:29.622	28.706	48.52	10:43:51.079
2 -	1:09.818	8.902	62.28	10:45:00.897
3 -	1:07.437	6.521	64.48	10:46:08.334
4 -	1:04.528	3.612	67.39	10:47:12.862
5 -	1:03.993	3.077	67.95	10:48:16.855
6 -	1:04.224	3.308	67.70	10:49:21.079
7 -	1:05.644	4.728	66.24	10:50:26.723
8 -	1:03.246	2.330	68.75	10:51:29.969
9 -	1:02.430	1.514	69.65	10:52:32.399
10 -	1:02.420	1.504	69.66	10:53:34.819
11 -	1:02.353	1.437	69.74	10:54:37.172
12 -	1:02.295	1.379	69.80	10:55:39.467
13 -	1:01.808 (3)	0.892	70.35	10:56:41.275
14 -	1:02.050	1.134	70.08	10:57:43.325
15 -	<b>1:00.916 (1)</b>		<b>71.38</b>	<b>10:58:44.241</b>
16 -	1:01.495 (2)	0.579	70.71	10:59:45.736
17 -	1:01.819	0.903	70.34	11:00:47.555
18 -	1:03.358	2.442	68.63	11:01:50.913
19 -	1:02.934	2.018	69.09	11:02:53.847

DIFF = Difference To Personal Best Lap

P4 22 Stuart HORSFALL				
LAP	LAP TIME	DIFF	MPH	TIME OF DAY
1 -	1:18.720	16.023	55.24	10:43:54.773
2 -	1:09.727	7.030	62.36	10:45:04.500
3 -	1:08.290	5.593	63.67	10:46:12.790
4 -	1:17.138	14.441	56.37	10:47:29.928
5 -	1:07.426	4.729	64.49	10:48:37.354
6 -	1:36.436	33.739	45.09	10:50:13.790
7 -	1:09.727	7.030	62.36	10:51:23.517
8 -	1:06.657	3.960	65.23	10:52:30.174
9 -	1:06.102	3.405	65.78	10:53:36.276
10 -	1:03.340	0.643	68.65	10:54:39.616
11 -	1:05.475	2.778	66.41	10:55:45.091
12 -	<b>1:02.697 (1)</b>		<b>69.35</b>	<b>10:56:47.788</b>
13 -	1:02.891 (3)	0.194	69.14	10:57:50.679
14 -	1:02.742 (2)	0.045	69.30	10:58:53.421
15 -	1:03.424	0.727	68.56	10:59:56.845

P5 20 Mark SIMS				
LAP	LAP TIME	DIFF	MPH	TIME OF DAY
1 -	1:14.079	11.161	58.70	10:43:29.876
2 -	1:06.100	3.182	65.78	10:44:35.976
3 -	1:04.287	1.369	67.64	10:45:40.263
4 -	1:03.022 (2)	0.104	69.00	10:46:43.285
5 -	<b>1:02.918 (1)</b>		<b>69.11</b>	<b>10:47:46.203</b>
6 -	1:03.235 (3)	0.317	68.76	10:48:49.438

P6 94 Lee ROBERTS				
LAP	LAP TIME	DIFF	MPH	TIME OF DAY
1 -	4:00.684 P	2:56.460	18.06	10:46:18.877
2 -	1:17.011	12.787	56.46	10:47:35.888
3 -	1:11.377	7.153	60.92	10:48:47.265
4 -	1:09.639	5.415	62.44	10:49:56.904
5 -	1:07.250	3.026	64.66	10:51:04.154
6 -	1:05.975 (3)	1.751	65.91	10:52:10.129
7 -	1:05.257 (2)	1.033	66.63	10:53:15.386
8 -	1:06.688	2.464	65.20	10:54:22.074
9 -	<b>1:04.224 (1)</b>		<b>67.70</b>	<b>10:55:26.298</b>

P7 19 Tom SANDERSON				
LAP	LAP TIME	DIFF	MPH	TIME OF DAY
1 -	1:13.819	9.250	58.90	10:43:26.314
2 -	1:08.947	4.378	63.07	10:44:35.261
3 -	1:07.800	3.231	64.13	10:45:43.061
4 -	1:07.363	2.794	64.55	10:46:50.424
5 -	1:06.872	2.303	65.02	10:47:57.296
6 -	1:06.817	2.248	65.08	10:49:04.113
7 -	1:07.354	2.785	64.56	10:50:11.467
8 -	1:06.478	1.909	65.41	10:51:17.945
9 -	1:05.264	0.695	66.63	10:52:23.209
10 -	1:06.463	1.894	65.42	10:53:29.672
11 -	1:06.689	2.120	65.20	10:54:36.361
12 -	1:06.486	1.917	65.40	10:55:42.847
13 -	<b>1:04.569 (1)</b>		<b>67.34</b>	<b>10:56:47.416</b>
14 -	1:06.342	1.773	65.54	10:57:53.758
15 -	1:04.700 (2)	0.131	67.21	10:58:58.458
16 -	1:04.953 (3)	0.384	66.95	11:00:03.411
17 -	1:06.015	1.446	65.87	11:01:09.426
18 -	1:07.250	2.681	64.66	11:02:16.676

Weather / Track : Bright / Drying

Brands Hatch Indy  
Circuit Length = 1.2079 miles  
Start: 10:42 Flag 11:02 End: 11:03

# Dunlop Mini Se7en & Dunlop Mini Miglia

## QUALIFYING - RACE 4 - LAP ANALYSIS

DIFF = Difference To Personal Best Lap

<b>P8 736 Thorburn ASTIN</b>				
LAP	LAP TIME	DIFF	MPH	TIME OF DAY
1 -	1:17.388	12.649	56.19	10:43:55.578
2 -	1:15.428	10.689	57.65	10:45:11.006
3 -	1:10.530	5.791	61.65	10:46:21.536
4 -	1:09.787	5.048	62.31	10:47:31.323
5 -	1:08.575	3.836	63.41	10:48:39.898
6 -	1:07.701	2.962	64.23	10:49:47.599
7 -	1:09.017	4.278	63.00	10:50:56.616
8 -	1:08.001	3.262	63.94	10:52:04.617
9 -	1:06.930	2.191	64.97	10:53:11.547
10 -	1:06.965	2.226	64.93	10:54:18.512
11 -	1:06.527 (3)	1.788	65.36	10:55:25.039
12 -	1:08.713	3.974	63.28	10:56:33.752
13 -	1:06.364 (2)	1.625	65.52	10:57:40.116
<b>14 -</b>	<b>1:04.739 (1)</b>		<b>67.17</b>	<b>10:58:44.855</b>
15 -	1:07.665	2.926	64.26	10:59:52.520

<b>P9 45 Leon WIGHTMAN</b>				
LAP	LAP TIME	DIFF	MPH	TIME OF DAY
1 -	1:17.566	12.495	56.06	10:43:37.573
2 -	1:07.778	2.707	64.15	10:44:45.351
3 -	1:07.568	2.497	64.35	10:45:52.919
4 -	1:06.657	1.586	65.23	10:46:59.576
5 -	1:05.832	0.761	66.05	10:48:05.408
6 -	1:09.876	4.805	62.23	10:49:15.284
7 -	3:56.192 P	2:51.121	18.41	10:53:11.476
8 -	1:19.069	13.998	54.99	10:54:30.545
9 -	1:07.574	2.503	64.35	10:55:38.119
10 -	1:06.226	1.155	65.66	10:56:44.345
11 -	1:05.204 (2)	0.133	66.69	10:57:49.549
12 -	1:05.449 (3)	0.378	66.44	10:58:54.998
13 -	1:05.819	0.748	66.06	11:00:00.817
<b>14 -</b>	<b>1:05.071 (1)</b>		<b>66.82</b>	<b>11:01:05.888</b>

<b>P10 17 Nicholas CROYDON - FOWLER</b>				
LAP	LAP TIME	DIFF	MPH	TIME OF DAY
1 -	1:11.839	6.270	60.53	10:45:14.441
2 -	1:10.227	4.658	61.92	10:46:24.668
3 -	1:08.659	3.090	63.33	10:47:33.327
4 -	1:07.873	2.304	64.06	10:48:41.200
5 -	1:07.427	1.858	64.49	10:49:48.627
6 -	4:43.913 P	3:38.344	15.31	10:54:32.540
7 -	1:13.882	8.313	58.85	10:55:46.423
8 -	1:06.304 (3)	0.735	65.58	10:56:52.727
9 -	1:06.418	0.849	65.47	10:57:59.145
10 -	1:06.097 (2)	0.528	65.79	10:59:05.242
<b>11 -</b>	<b>1:05.569 (1)</b>		<b>66.32</b>	<b>11:00:10.811</b>

<b>P11 746 Michael DRYDEN</b>				
LAP	LAP TIME	DIFF	MPH	TIME OF DAY
1 -	1:17.854	11.967	55.85	10:43:57.130
2 -	1:12.994	7.107	59.57	10:45:10.124
3 -	1:09.150	3.263	62.88	10:46:19.274
4 -	1:08.431	2.544	63.54	10:47:27.705
5 -	1:07.885	1.998	64.05	10:48:35.590
6 -	1:49.850	43.963	39.58	10:50:25.440
7 -	1:12.170	6.283	60.25	10:51:37.610
8 -	1:08.045	2.158	63.90	10:52:45.655
9 -	1:07.385	1.498	64.53	10:53:53.040
10 -	1:07.165	1.278	64.74	10:55:00.205

DIFF = Difference To Personal Best Lap

11 -	1:06.710	0.823	65.18	10:56:06.915
<b>12 -</b>	<b>1:05.887 (1)</b>		<b>66.00</b>	<b>10:57:12.802</b>
13 -	1:06.225 (3)	0.338	65.66	10:58:19.027
14 -	1:06.344	0.457	65.54	10:59:25.371
15 -	1:06.035 (2)	0.148	65.85	11:00:31.406
16 -	1:06.633	0.746	65.26	11:01:38.039
17 -	1:07.449	1.562	64.47	11:02:45.488

<b>P12 10 Nigel DAVIES</b>				
LAP	LAP TIME	DIFF	MPH	TIME OF DAY
1 -	1:23.815	17.102	51.88	10:44:04.083
2 -	1:14.932	8.219	58.03	10:45:19.015
3 -	1:11.452	4.739	60.86	10:46:30.467
4 -	1:11.599	4.886	60.73	10:47:42.066
5 -	1:10.889	4.176	61.34	10:48:52.955
6 -	1:09.558	2.845	62.51	10:50:02.513
7 -	1:08.552	1.839	63.43	10:51:11.065
8 -	1:08.761	2.048	63.24	10:52:19.826
9 -	1:08.469	1.756	63.51	10:53:28.295
10 -	1:09.317	2.604	62.73	10:54:37.612
11 -	1:08.227	1.514	63.73	10:55:45.839
12 -	1:08.144	1.431	63.81	10:56:53.983
<b>13 -</b>	<b>1:06.713 (1)</b>		<b>65.18</b>	<b>10:58:00.696</b>
14 -	1:07.646	0.933	64.28	10:59:08.342
15 -	1:08.046	1.333	63.90	11:00:16.388
16 -	1:07.628 (3)	0.915	64.30	11:01:24.016
17 -	1:07.091 (2)	0.378	64.81	11:02:31.107


<b>P13 711 Rick SHORTLE</b>				
LAP	LAP TIME	DIFF	MPH	TIME OF DAY
1 -	1:18.871	10.633	55.13	10:44:03.176
2 -	1:12.638	4.400	59.86	10:45:15.814
3 -	1:10.589	2.351	61.60	10:46:26.403
4 -	1:09.653	1.415	62.43	10:47:36.056
5 -	1:09.550	1.312	62.52	10:48:45.606
6 -	1:11.565	3.327	60.76	10:49:57.171
7 -	1:10.393	2.155	61.77	10:51:07.564
8 -	2:55.807 P	1:47.569	24.73	10:54:03.371
9 -	1:13.921	5.683	58.82	10:55:17.292
10 -	1:08.769 (3)	0.531	63.23	10:56:26.061
<b>11 -</b>	<b>1:08.238 (1)</b>		<b>63.72</b>	<b>10:57:34.299</b>
12 -	1:09.204	0.966	62.83	10:58:43.503
13 -	1:09.634	1.396	62.44	10:59:53.137
14 -	1:08.356 (2)	0.118	63.61	11:01:01.493

<b>P14 701 Jonnie KENT</b>				
LAP	LAP TIME	DIFF	MPH	TIME OF DAY
1 -	1:13.668	4.491	59.02	10:45:19.986
2 -	1:11.754	2.577	60.60	10:46:31.740
3 -	1:10.894 (3)	1.717	61.33	10:47:42.634
4 -	1:11.192	2.015	61.08	10:48:53.826
5 -	4:01.116 P	2:51.939	18.03	10:52:54.942
6 -	1:14.576	5.399	58.31	10:54:09.518
7 -	1:10.041 (2)	0.864	62.08	10:55:19.559
<b>8 -</b>	<b>1:09.177 (1)</b>		<b>62.86</b>	<b>10:56:28.736</b>
9 -	2:19.960 P	1:10.783	31.07	10:58:48.696
10 -	1:14.131	4.954	58.66	11:00:02.828
11 -	1:10.962	1.785	61.28	11:01:13.790
12 -	1:10.980	1.803	61.26	11:02:24.770

Weather / Track : Bright / Drying

Brands Hatch Indy  
Circuit Length = 1.2079 miles  
Start: 10:42 Flag 11:02 End: 11:03

**Dunlop Mini Se7en & Dunlop Mini Miglia**  
**RACE 4 - GRID (20 minutes) - AMENDED**

ROW 10	19	1:08.238 <b>711</b> Rick SHORTLE	20	1:09.177 <b>701</b> Jonnie KENT	
ROW 9	17	1:04.739 <b>736</b> Thorburn ASTIN	18	1:05.887 <b>746</b> Michael DRYDEN	
ROW 8					
ROW 7	13	1:06.713 <b>10</b> Nigel DAVIES			
ROW 6		11	1:05.071 <b>45</b> Leon WIGHTMAN	12	1:05.569 <b>17</b> Nicholas CROYDON - FOWLER
ROW 5	9	1:04.224 <b>94</b> Lee ROBERTS	10	1:04.569 <b>19</b> Tom SANDERSON	
ROW 4					
ROW 3	5	1:02.918 <b>20</b> Mark SIMS			
ROW 2		3	1:00.916 <b>44</b> Darren MOON	4	1:02.697 <b>22</b> Stuart HORSFALL
ROW 1	1	59.344 <b>23</b> Rupert DEETH	2	1:00.531 <b>37</b> James CUTHBERTSON	
<b>Pole</b>					
					

Brands Hatch Indy  
Circuit Length = 1.2079 miles

**These results are provisional until the conclusion of any judicial and technical matters.**

Clerk Of Course :		Timekeeper :	
-------------------	--	--------------	--

# Dunlop Mini Se7en & Dunlop Mini Miglia

## RACE 4 - CLASSIFICATION

POS	NO	CL	PIC NAME	ENTRY	LAPS	TIME	GAP	DIFF	MPH	BEST	ON
1	23	Miglia	1 Rupert DEETH	Mini Miglia 1293	22	20:34.304			77.50	55.259	2
2	20	Miglia	2 Mark SIMS	Mini Miglia 1293	22	20:41.835	7.531	7.531	77.03	55.584	19
3	44	Miglia	3 Darren MOON	Mini Miglia 1293	22	20:45.150	10.846	3.315	76.83	55.741	9
4	22	Miglia	4 Stuart HORSFALL	Mini Miglia 1293	22	21:15.991	41.687	30.841	74.97	56.855	6
5	45	Se7en	1 Leon WIGHTMAN	Mini Se7en 998	21	21:17.381	1 Lap	1 Lap	71.49	1:00.052	2
6	19	Se7en	2 Tom SANDERSON	Mini Se7en 998	21	21:17.811	1 Lap	0.430	71.46	59.935	19
7	94	Se7en	3 Lee ROBERTS	Mini Se7en 998	20	20:40.759	2 Laps	1 Lap	70.09	1:00.535	5
8	10	Se7en	4 Nigel DAVIES	Mini Se7en 998	20	20:55.244	2 Laps	14.485	69.28	1:01.622	10
9	746	Se7en	1 Michael DRYDEN	Mini Se7en S 1275	20	20:57.407	2 Laps	2.163	69.16	1:01.496	20
10	736	Se7en	2 Thorburn ASTIN	Mini Se7en S 1275	20	21:06.445	2 Laps	9.038	68.67	1:01.014	2
11	711	Se7en	3 Rick SHORTLE	Mini Se7en S 1275	20	21:33.694	2 Laps	27.249	67.22	1:03.359	20
12	701	Se7en	4 Jonnie KENT	Mini Se7en S 1275	19	20:41.630	3 Laps	1 Lap	66.54	1:03.111	3

### NOT CLASSIFIED

DNF	37	Miglia	James CUTHBERTSON	Mini Miglia 1293	13	12:19.778	9 Laps	6 Laps	76.41	55.709	9
DNF	17	Se7en	Nicholas CROYDON - FOWLER	Mini Se7en	4	4:14.193	18 Laps	9 Laps	68.42	1:01.086	3

### FASTEST LAP

23	Miglia	Rupert DEETH	Mini Miglia 1293	2	55.259	78.69 mph	126.64 kph
19	Se7en	Tom SANDERSON	Mini Se7en 998	19	59.935	72.55 mph	116.76 kph
736	Se7en	Thorburn ASTIN	Mini Se7en S 1275	2	1:01.014	71.27 mph	114.70 kph

Weather / Track : Bright / Drying

These results are provisional until the conclusion of any judicial and technical matters.

Brands Hatch Indy

Circuit Length = 1.2079 miles

Start: 14:20 Flag 14:41 End: 14:42

Clerk Of Course :	Timekeeper :
-------------------	--------------

# Dunlop Mini Se7en & Dunlop Mini Miglia

## RACE 4 - LAP CHART

LAP 1 @ 14:21:33.852			LAP 2 @ 14:22:29.111			LAP 3 @ 14:23:24.750			LAP 4 @ 14:24:20.147			LAP 5 @ 14:25:15.766		
NO	BEHIND	LAP TIME	NO	BEHIND	LAP TIME	NO	BEHIND	LAP TIME	NO	BEHIND	LAP TIME	NO	BEHIND	LAP TIME
<b>23</b>		1:02.830	<b>23</b>		55.259	<b>23</b>		55.639	<b>23</b>		55.397	<b>23</b>		55.619
<b>37</b>	1.081	1:03.911	<b>37</b>	2.742	56.920	<b>20</b>	3.151	55.916	<b>20</b>	3.737	55.983	<b>20</b>	4.240	56.122
<b>44</b>	1.531	1:04.361	<b>20</b>	2.874	56.460	<b>37</b>	3.426	56.323	<b>37</b>	4.214	56.185	<b>37</b>	4.917	56.322
<b>20</b>	1.673	1:04.503	<b>44</b>	3.388	57.116	<b>44</b>	3.919	56.170	<b>44</b>	4.704	56.182	<b>44</b>	5.478	56.393
<b>22</b>	2.984	1:05.814	<b>22</b>	5.502	57.777	<b>22</b>	6.771	56.908	<b>22</b>	8.353	56.979	<b>22</b>	9.878	57.144
<b>45</b>	5.574	1:08.404	<b>45</b>	10.367	1:00.052	<b>45</b>	14.825	1:00.097	<b>45</b>	19.814	1:00.386	<b>45</b>	24.585	1:00.390
<b>94</b>	6.493	1:09.323	<b>94</b>	12.187	1:00.953	<b>19</b>	17.879	1:01.204	<b>19</b>	23.126	1:00.644	<b>19</b>	27.856	1:00.349
<b>19</b>	6.750	1:09.580	<b>19</b>	12.314	1:00.823	<b>94</b>	17.986	1:01.438	<b>94</b>	23.261	1:00.672	<b>94</b>	28.177	1:00.535
<b>17</b>	7.913	1:10.743	<b>17</b>	13.775	1:01.121	<b>17</b>	19.222	1:01.086	<b>17</b>	25.068	1:01.243	<b>736</b>	34.925	1:02.875
<b>736</b>	8.747	1:11.577	<b>736</b>	14.502	1:01.014	<b>736</b>	20.185	1:01.322	<b>736</b>	27.669	1:02.881	<b>10</b>	38.428	1:02.085
<b>10</b>	10.489	1:13.319	<b>10</b>	17.672	1:02.442	<b>10</b>	24.794	1:02.761	<b>10</b>	31.962	1:02.565	<b>746</b>	39.205	1:02.289
<b>746</b>	11.121	1:13.951	<b>746</b>	18.339	1:02.477	<b>746</b>	25.377	1:02.677	<b>746</b>	32.535	1:02.555	<b>711</b>	45.987	1:04.099
<b>711</b>	12.154	1:14.984	<b>701</b>	20.214	1:03.274	<b>701</b>	27.686	1:03.111	<b>711</b>	37.507	1:03.708			
<b>701</b>	12.199	1:15.029	<b>711</b>	21.231	1:04.336	<b>711</b>	29.196	1:03.604	<b>701</b>	53.322	1:21.033			

Weather / Track : Bright / Drying

Results can be found at [www.tsl-timing.com](http://www.tsl-timing.com)

Page 1 of 5

Brands Hatch Indy  
 Circuit Length = 1.2079 miles  
 Start: 14:20 Flag 14:41 End: 14:42

Printed - 14:45 Saturday, 17 November 2018

# Dunlop Mini Se7en & Dunlop Mini Miglia

## RACE 4 - LAP CHART

LAP 6 @ 14:26:12.618			LAP 7 @ 14:27:08.337			LAP 8 @ 14:28:04.224			LAP 9 @ 14:29:00.900			LAP 10 @ 14:29:56.261		
NO	BEHIND	LAP TIME	NO	BEHIND	LAP TIME	NO	BEHIND	LAP TIME	NO	BEHIND	LAP TIME	NO	BEHIND	LAP TIME
<b>23</b>		56.852	<b>23</b>		55.719	<b>23</b>		55.887	<b>23</b>		56.676	<b>23</b>		55.361
<b>37</b>	4.284	56.219	<b>37</b>	4.767	56.202	<b>20</b>	4.911	55.985	<b>10</b>	1 Lap	1:02.094	<b>20</b>	5.673	57.146
<b>20</b>	4.414	57.026	<b>20</b>	4.813	56.118	<b>37</b>	5.172	56.292	<b>746</b>	1 Lap	1:03.085	<b>37</b>	5.772	56.928
<b>44</b>	4.947	56.321	<b>44</b>	5.368	56.140	<b>44</b>	5.800	56.319	<b>736</b>	1 Lap	1:04.569	<b>44</b>	6.286	56.782
<b>701</b>	1 Lap	1:04.945	<b>22</b>	11.521	57.359	<b>711</b>	1 Lap	1:04.131	<b>20</b>	3.888	55.653	<b>10</b>	1 Lap	1:02.182
<b>22</b>	9.881	56.855	<b>701</b>	1 Lap	1:03.907	<b>22</b>	12.535	56.901	<b>37</b>	4.205	55.709	<b>746</b>	1 Lap	1:02.809
<b>45</b>	28.289	1:00.556	<b>45</b>	33.209	1:00.639	<b>701</b>	1 Lap	1:03.694	<b>44</b>	4.865	55.741	<b>736</b>	1 Lap	1:04.464
<b>19</b>	31.264	1:00.260	<b>19</b>	35.754	1:00.209	<b>45</b>	37.758	1:00.436	<b>22</b>	13.148	57.289	<b>22</b>	14.839	57.052
<b>94</b>	32.465	1:01.140	<b>94</b>	37.637	1:00.891	<b>19</b>	40.070	1:00.203	<b>711</b>	1 Lap	1:03.727	<b>711</b>	1 Lap	1:03.688
<b>736</b>	41.989	1:03.916	<b>10</b>	50.893	1:02.990	<b>94</b>	42.445	1:00.695	<b>701</b>	1 Lap	1:04.342	<b>701</b>	1 Lap	1:04.207
<b>10</b>	43.622	1:02.046	<b>746</b>	51.030	1:02.440				<b>45</b>	41.281	1:00.199	<b>45</b>	46.303	1:00.383
<b>746</b>	44.309	1:01.956	<b>736</b>	51.080	1:04.810				<b>19</b>	45.605	1:02.211	<b>19</b>	50.667	1:00.423
<b>711</b>	53.721	1:04.586							<b>94</b>	46.759	1:00.990	<b>94</b>	52.481	1:01.083

Weather / Track : Bright / Drying

Results can be found at [www.tsl-timing.com](http://www.tsl-timing.com)

Page 2 of 5

Brands Hatch Indy  
 Circuit Length = 1.2079 miles  
 Start: 14:20 Flag 14:41 End: 14:42

Printed - 14:45 Saturday, 17 November 2018



# Dunlop Mini Se7en & Dunlop Mini Miglia

## RACE 4 - LAP CHART

LAP 11 @ 14:30:51.643			LAP 12 @ 14:31:47.203			LAP 13 @ 14:32:42.541			LAP 14 @ 14:33:38.643			LAP 15 @ 14:34:34.088		
NO	BEHIND	LAP TIME	NO	BEHIND	LAP TIME	NO	BEHIND	LAP TIME	NO	BEHIND	LAP TIME	NO	BEHIND	LAP TIME
<b>23</b>		55.382	<b>23</b>		55.560	<b>23</b>		55.338	<b>23</b>		56.102	<b>23</b>		55.445
<b>20</b>	6.107	55.816	<b>19</b>	1 Lap	1:00.405	<b>701</b>	2 Laps	1:03.870	<b>45</b>	1 Lap	1:00.541	<b>711</b>	2 Laps	1:04.334
<b>37</b>	6.348	55.958	<b>94</b>	1 Lap	1:01.389	<b>45</b>	1 Lap	1:00.556	<b>20</b>	6.210	55.674	<b>20</b>	7.097	56.332
<b>44</b>	6.790	55.886	<b>20</b>	6.291	55.744	<b>19</b>	1 Lap	1:00.446	<b>701</b>	2 Laps	1:03.127	<b>44</b>	9.159	56.071
<b>10</b>	1 Lap	1:01.622	<b>37</b>	6.832	56.044	<b>20</b>	6.638	55.685	<b>44</b>	8.533	56.120	<b>45</b>	1 Lap	1:01.475
<b>746</b>	1 Lap	1:02.073	<b>44</b>	7.239	56.009	<b>37</b>	8.259	56.765	<b>19</b>	1 Lap	1:00.285	<b>19</b>	1 Lap	1:00.330
<b>22</b>	16.818	57.361	<b>22</b>	19.405	58.147	<b>44</b>	8.515	56.614	<b>94</b>	1 Lap	1:01.778	<b>701</b>	2 Laps	1:03.852
<b>736</b>	1 Lap	1:02.347	<b>10</b>	1 Lap	1:01.935	<b>94</b>	1 Lap	1:06.591	<b>22</b>	23.853	58.524	<b>94</b>	1 Lap	1:01.752
<b>711</b>	1 Lap	1:04.323	<b>746</b>	1 Lap	1:02.480	<b>22</b>	21.431	57.364	<b>10</b>	1 Lap	1:02.408	<b>22</b>	26.196	57.788
<b>701</b>	1 Lap	1:04.361	<b>736</b>	1 Lap	1:02.496	<b>10</b>	1 Lap	1:02.060	<b>746</b>	1 Lap	1:02.454	<b>10</b>	1 Lap	1:02.219
<b>45</b>	51.284	1:00.363	<b>711</b>	1 Lap	1:04.529	<b>746</b>	1 Lap	1:02.301	<b>736</b>	1 Lap	1:01.447	<b>746</b>	1 Lap	1:01.996
						<b>736</b>	1 Lap	1:01.486				<b>736</b>	1 Lap	1:01.015
						<b>711</b>	1 Lap	1:03.945						

Weather / Track : Bright / Drying

Results can be found at [www.tsl-timing.com](http://www.tsl-timing.com)

Page 3 of 5

Brands Hatch Indy  
 Circuit Length = 1.2079 miles  
 Start: 14:20 Flag 14:41 End: 14:42

Printed - 14:45 Saturday, 17 November 2018

# Dunlop Mini Se7en & Dunlop Mini Miglia

## RACE 4 - LAP CHART

LAP 16 @ 14:35:29.938			LAP 17 @ 14:36:25.822			LAP 18 @ 14:37:21.176			LAP 19 @ 14:38:18.125			LAP 20 @ 14:39:13.810		
NO	BEHIND	LAP TIME	NO	BEHIND	LAP TIME	NO	BEHIND	LAP TIME	NO	BEHIND	LAP TIME	NO	BEHIND	LAP TIME
<b>23</b>		55.850	<b>23</b>		55.884	<b>23</b>		55.354	<b>23</b>		56.949	<b>23</b>		55.685
<b>20</b>	7.095	55.848	<b>20</b>	6.924	55.713	<b>20</b>	7.295	55.725	<b>10</b>	2 Laps	1:02.391	<b>20</b>	6.836	56.591
<b>711</b>	2 Laps	1:03.709	<b>44</b>	9.395	56.087	<b>44</b>	9.840	55.799	<b>736</b>	2 Laps	1:02.091	<b>10</b>	2 Laps	1:02.254
<b>44</b>	9.192	55.883	<b>711</b>	2 Laps	1:04.361	<b>45</b>	1 Lap	1:00.534	<b>746</b>	2 Laps	1:02.397	<b>44</b>	10.106	56.539
<b>45</b>	1 Lap	1:00.301	<b>45</b>	1 Lap	1:00.285	<b>711</b>	2 Laps	1:04.409	<b>20</b>	5.930	55.584	<b>736</b>	2 Laps	1:01.919
<b>19</b>	1 Lap	1:00.196	<b>19</b>	1 Lap	1:00.034	<b>19</b>	1 Lap	59.988	<b>44</b>	9.252	56.361	<b>746</b>	2 Laps	1:02.048
<b>701</b>	2 Laps	1:03.885	<b>22</b>	31.028	59.030	<b>22</b>	33.180	57.506	<b>45</b>	1 Lap	1:00.243	<b>45</b>	1 Lap	1:00.395
<b>22</b>	27.882	57.536	<b>701</b>	2 Laps	1:04.715	<b>701</b>	2 Laps	1:03.383	<b>19</b>	1 Lap	1:00.136	<b>19</b>	1 Lap	59.935
<b>94</b>	1 Lap	1:02.390	<b>94</b>	1 Lap	1:01.545	<b>94</b>	1 Lap	1:01.444	<b>711</b>	2 Laps	1:04.810	<b>22</b>	36.367	57.861
<b>10</b>	1 Lap	1:01.663	<b>10</b>	1 Lap	1:02.225				<b>22</b>	34.191	57.960	<b>711</b>	2 Laps	1:04.743
<b>746</b>	1 Lap	1:02.061	<b>746</b>	1 Lap	1:01.783				<b>701</b>	2 Laps	1:03.954	<b>701</b>	2 Laps	1:03.641
<b>736</b>	1 Lap	1:01.677	<b>736</b>	1 Lap	1:01.656				<b>94</b>	1 Lap	1:01.473			

Weather / Track : Bright / Drying

Results can be found at [www.tsl-timing.com](http://www.tsl-timing.com)

Page 4 of 5

Brands Hatch Indy  
 Circuit Length = 1.2079 miles  
 Start: 14:20 Flag 14:41 End: 14:42

Printed - 14:45 Saturday, 17 November 2018

# Dunlop Mini Se7en & Dunlop Mini Miglia

## RACE 4 - LAP CHART

LAP 21 @ 14:40:09.513			LAP 22 @ 14:41:05.326		
NO	BEHIND	LAP TIME	NO	BEHIND	LAP TIME
<b>23</b>		55.703	<b>23</b>		55.813
<b>94</b>	2 Laps	1:02.455	<b>94</b>	2 Laps	1:02.222
<b>20</b>	7.058	55.925	<b>701</b>	3 Laps	1:03.300
<b>44</b>	10.487	56.084	<b>20</b>	7.531	56.286
<b>10</b>	2 Laps	1:02.211	<b>44</b>	10.846	56.172
<b>746</b>	2 Laps	1:02.079	<b>10</b>	2 Laps	1:01.772
<b>736</b>	2 Laps	1:04.368	<b>746</b>	2 Laps	1:01.496
<b>45</b>	1 Lap	1:00.348	<b>736</b>	2 Laps	1:08.515
<b>22</b>	38.579	57.915	<b>22</b>	41.687	58.921
<b>19</b>	1 Lap	1:00.084	<b>45</b>	1 Lap	1:00.798
<b>711</b>	2 Laps	1:04.309	<b>19</b>	1 Lap	1:00.066
			<b>711</b>	2 Laps	1:03.359

# Dunlop Mini Se7en & Dunlop Mini Miglia

## RACE 4 - LAP ANALYSIS

DIFF = Difference To Personal Best Lap

<b>P1 23 Rupert DEETH</b>				
LAP	LAP TIME	DIFF	MPH	TIME OF DAY
1 -	1:02.830	7.571	69.21	14:21:33.852
<b>2 -</b>	<b>55.259 (1)</b>		<b>78.69</b>	<b>14:22:29.111</b>
3 -	55.639	0.380	78.15	14:23:24.750
4 -	55.397	0.138	78.49	14:24:20.147
5 -	55.619	0.360	78.18	14:25:15.766
6 -	56.852	1.593	76.48	14:26:12.618
7 -	55.719	0.460	78.04	14:27:08.337
8 -	55.887	0.628	77.81	14:28:04.224
9 -	56.676	1.417	76.72	14:29:00.900
10 -	55.361	0.102	78.54	14:29:56.261
11 -	55.382	0.123	78.52	14:30:51.643
12 -	55.560	0.301	78.26	14:31:47.203
13 -	55.338 (2)	0.079	78.58	14:32:42.541
14 -	56.102	0.843	77.51	14:33:38.643
15 -	55.445	0.186	78.43	14:34:34.088
16 -	55.850	0.591	77.86	14:35:29.938
17 -	55.884	0.625	77.81	14:36:25.822
18 -	55.354 (3)	0.095	78.55	14:37:21.176
19 -	56.949	1.690	76.35	14:38:18.125
20 -	55.685	0.426	78.09	14:39:13.810
21 -	55.703	0.444	78.06	14:40:09.513
22 -	55.813	0.554	77.91	14:41:05.326

<b>P2 20 Mark SIMS</b>				
LAP	LAP TIME	DIFF	MPH	TIME OF DAY
1 -	1:04.503	8.919	67.41	14:21:35.525
2 -	56.460	0.876	77.02	14:22:31.985
3 -	55.916	0.332	77.77	14:23:27.901
4 -	55.983	0.399	77.67	14:24:23.884
5 -	56.122	0.538	77.48	14:25:20.006
6 -	57.026	1.442	76.25	14:26:17.032
7 -	56.118	0.534	77.49	14:27:13.150
8 -	55.985	0.401	77.67	14:28:09.135
9 -	55.653 (2)	0.069	78.13	14:29:04.788
10 -	57.146	1.562	76.09	14:30:01.934
11 -	55.816	0.232	77.90	14:30:57.750
12 -	55.744	0.160	78.01	14:31:53.494
13 -	55.685	0.101	78.09	14:32:49.179
14 -	55.674 (3)	0.090	78.10	14:33:44.853
15 -	56.332	0.748	77.19	14:34:41.185
16 -	55.848	0.264	77.86	14:35:37.033
17 -	55.713	0.129	78.05	14:36:32.746
18 -	55.725	0.141	78.03	14:37:28.471
<b>19 -</b>	<b>55.584 (1)</b>		<b>78.23</b>	<b>14:38:24.055</b>
20 -	56.591	1.007	76.84	14:39:20.646
21 -	55.925	0.341	77.75	14:40:16.571
22 -	56.286	0.702	77.25	14:41:12.857

<b>P3 44 Darren MOON</b>				
LAP	LAP TIME	DIFF	MPH	TIME OF DAY
1 -	1:04.361	8.620	67.56	14:21:35.383
2 -	57.116	1.375	76.13	14:22:32.499
3 -	56.170	0.429	77.41	14:23:28.669
4 -	56.182	0.441	77.40	14:24:24.851
5 -	56.393	0.652	77.11	14:25:21.244
6 -	56.321	0.580	77.21	14:26:17.565
7 -	56.140	0.399	77.45	14:27:13.705
8 -	56.319	0.578	77.21	14:28:10.024
<b>9 -</b>	<b>55.741 (1)</b>		<b>78.01</b>	<b>14:29:05.765</b>
10 -	56.782	1.041	76.58	14:30:02.547

DIFF = Difference To Personal Best Lap

11 -	55.886	0.145	77.81	14:30:58.433
12 -	56.009	0.268	77.64	14:31:54.442
13 -	56.614	0.873	76.81	14:32:51.056
14 -	56.120	0.379	77.48	14:33:47.176
15 -	56.071	0.330	77.55	14:34:43.247
16 -	55.883 (3)	0.142	77.81	14:35:39.130
17 -	56.087	0.346	77.53	14:36:35.217
18 -	55.799 (2)	0.058	77.93	14:37:31.016
19 -	56.361	0.620	77.15	14:38:27.377
20 -	56.539	0.798	76.91	14:39:23.916
21 -	56.084	0.343	77.53	14:40:20.000
22 -	56.172	0.431	77.41	14:41:16.172

<b>P4 22 Stuart HORSFALL</b>				
LAP	LAP TIME	DIFF	MPH	TIME OF DAY
1 -	1:05.814	8.959	66.07	14:21:36.836
2 -	57.777	0.922	75.26	14:22:34.613
3 -	56.908 (3)	0.053	76.41	14:23:31.521
4 -	56.979	0.124	76.31	14:24:28.500
5 -	57.144	0.289	76.09	14:25:25.644
<b>6 -</b>	<b>56.855 (1)</b>		<b>76.48</b>	<b>14:26:22.499</b>
7 -	57.359	0.504	75.81	14:27:19.858
8 -	56.901 (2)	0.046	76.42	14:28:16.759
9 -	57.289	0.434	75.90	14:29:14.048
10 -	57.052	0.197	76.22	14:30:11.100
11 -	57.361	0.506	75.81	14:31:08.461
12 -	58.147	1.292	74.78	14:32:06.608
13 -	57.364	0.509	75.80	14:33:03.972
14 -	58.524	1.669	74.30	14:34:02.496
15 -	57.788	0.933	75.25	14:35:00.284
16 -	57.536	0.681	75.58	14:35:57.820
17 -	59.030	2.175	73.66	14:36:56.850
18 -	57.506	0.651	75.62	14:37:54.356
19 -	57.960	1.105	75.02	14:38:52.316
20 -	57.861	1.006	75.15	14:39:50.177
21 -	57.915	1.060	75.08	14:40:48.092
22 -	58.921	2.066	73.80	14:41:47.013

<b>P5 45 Leon WIGHTMAN</b>				
LAP	LAP TIME	DIFF	MPH	TIME OF DAY
1 -	1:08.404	8.352	63.57	14:21:39.426
<b>2 -</b>	<b>1:00.052 (1)</b>		<b>72.41</b>	<b>14:22:39.478</b>
3 -	1:00.097 (2)	0.045	72.35	14:23:39.575
4 -	1:00.386	0.334	72.01	14:24:39.961
5 -	1:00.390	0.338	72.00	14:25:40.351
6 -	1:00.556	0.504	71.81	14:26:40.907
7 -	1:00.639	0.587	71.71	14:27:41.546
8 -	1:00.436	0.384	71.95	14:28:41.982
9 -	1:00.199 (3)	0.147	72.23	14:29:42.181
10 -	1:00.383	0.331	72.01	14:30:42.564
11 -	1:00.363	0.311	72.04	14:31:42.927
12 -	1:00.556	0.504	71.81	14:32:43.483
13 -	1:00.541	0.489	71.82	14:33:44.024
14 -	1:01.475	1.423	70.73	14:34:45.499
15 -	1:00.301	0.249	72.11	14:35:45.800
16 -	1:00.285	0.233	72.13	14:36:46.085
17 -	1:00.534	0.482	71.83	14:37:46.619
18 -	1:00.243	0.191	72.18	14:38:46.862
19 -	1:00.395	0.343	72.00	14:39:47.257
20 -	1:00.348	0.296	72.05	14:40:47.605
21 -	1:00.798	0.746	71.52	14:41:48.403

Weather / Track : Bright / Drying

Brands Hatch Indy  
Circuit Length = 1.2079 miles  
Start: 14:20 Flag 14:41 End: 14:42

# Dunlop Mini Se7en & Dunlop Mini Miglia

## RACE 4 - LAP ANALYSIS

DIFF = Difference To Personal Best Lap

<b>P6 19 Tom SANDERSON</b>				
LAP	LAP TIME	DIFF	MPH	TIME OF DAY
1 -	1:09.580	9.645	62.49	14:21:40.602
2 -	1:00.823	0.888	71.49	14:22:41.425
3 -	1:01.204	1.269	71.05	14:23:42.629
4 -	1:00.644	0.709	71.70	14:24:43.273
5 -	1:00.349	0.414	72.05	14:25:43.622
6 -	1:00.260	0.325	72.16	14:26:43.882
7 -	1:00.209	0.274	72.22	14:27:44.091
8 -	1:00.203	0.268	72.23	14:28:44.294
9 -	1:02.211	2.276	69.90	14:29:46.505
10 -	1:00.423	0.488	71.96	14:30:46.928
11 -	1:00.405	0.470	71.99	14:31:47.333
12 -	1:00.446	0.511	71.94	14:32:47.779
13 -	1:00.285	0.350	72.13	14:33:48.064
14 -	1:00.330	0.395	72.08	14:34:48.394
15 -	1:00.196	0.261	72.24	14:35:48.590
16 -	1:00.034 (3)	0.099	72.43	14:36:48.624
17 -	59.988 (2)	0.053	72.49	14:37:48.612
18 -	1:00.136	0.201	72.31	14:38:48.748
<b>19 -</b>	<b>59.935 (1)</b>		<b>72.55</b>	<b>14:39:48.683</b>
20 -	1:00.084	0.149	72.37	14:40:48.767
21 -	1:00.066	0.131	72.39	14:41:48.833

<b>P7 94 Lee ROBERTS</b>				
LAP	LAP TIME	DIFF	MPH	TIME OF DAY
1 -	1:09.323	8.788	62.72	14:21:40.345
2 -	1:00.953	0.418	71.34	14:22:41.298
3 -	1:01.438	0.903	70.78	14:23:42.736
4 -	1:00.672 (2)	0.137	71.67	14:24:43.408
<b>5 -</b>	<b>1:00.535 (1)</b>		<b>71.83</b>	<b>14:25:43.943</b>
6 -	1:01.140	0.605	71.12	14:26:45.083
7 -	1:00.891	0.356	71.41	14:27:45.974
8 -	1:00.695 (3)	0.160	71.64	14:28:46.669
9 -	1:00.990	0.455	71.30	14:29:47.659
10 -	1:01.083	0.548	71.19	14:30:48.742
11 -	1:01.389	0.854	70.83	14:31:50.131
12 -	1:06.591	6.056	65.30	14:32:56.722
13 -	1:01.778	1.243	70.39	14:33:58.500
14 -	1:01.752	1.217	70.42	14:35:00.252
15 -	1:02.390	1.855	69.70	14:36:02.642
16 -	1:01.545	1.010	70.65	14:37:04.187
17 -	1:01.444	0.909	70.77	14:38:05.631
18 -	1:01.473	0.938	70.74	14:39:07.104
19 -	1:02.455	1.920	69.62	14:40:09.559
20 -	1:02.222	1.687	69.88	14:41:11.781

<b>P8 10 Nigel DAVIES</b>				
LAP	LAP TIME	DIFF	MPH	TIME OF DAY
1 -	1:13.319	11.697	59.31	14:21:44.341
2 -	1:02.442	0.820	69.64	14:22:46.783
3 -	1:02.761	1.139	69.28	14:23:49.544
4 -	1:02.565	0.943	69.50	14:24:52.109
5 -	1:02.085	0.463	70.04	14:25:54.194
6 -	1:02.046	0.424	70.08	14:26:56.240
7 -	1:02.990	1.368	69.03	14:27:59.230
8 -	1:02.094	0.472	70.03	14:29:01.324
9 -	1:02.182	0.560	69.93	14:30:03.506
<b>10 -</b>	<b>1:01.622 (1)</b>		<b>70.56</b>	<b>14:31:05.128</b>
11 -	1:01.935	0.313	70.21	14:32:07.063
12 -	1:02.060	0.438	70.07	14:33:09.123
13 -	1:02.408	0.786	69.68	14:34:11.531

DIFF = Difference To Personal Best Lap

14 -	1:02.219	0.597	69.89	14:35:13.750
15 -	1:01.663 (2)	0.041	70.52	14:36:15.413
16 -	1:02.225	0.603	69.88	14:37:17.638
17 -	1:02.391	0.769	69.69	14:38:20.029
18 -	1:02.254	0.632	69.85	14:39:22.283
19 -	1:02.211	0.589	69.90	14:40:24.494
20 -	1:01.772 (3)	0.150	70.39	14:41:26.266

<b>P9 746 Michael DRYDEN</b>				
LAP	LAP TIME	DIFF	MPH	TIME OF DAY
1 -	1:13.951	12.455	58.80	14:21:44.973
2 -	1:02.477	0.981	69.60	14:22:47.450
3 -	1:02.677	1.181	69.38	14:23:50.127
4 -	1:02.555	1.059	69.51	14:24:52.682
5 -	1:02.289	0.793	69.81	14:25:54.971
6 -	1:01.956 (3)	0.460	70.18	14:26:56.927
7 -	1:02.440	0.944	69.64	14:27:59.367
8 -	1:03.085	1.589	68.93	14:29:02.452
9 -	1:02.809	1.313	69.23	14:30:05.261
10 -	1:02.073	0.577	70.05	14:31:07.334
11 -	1:02.480	0.984	69.59	14:32:09.814
12 -	1:02.301	0.805	69.79	14:33:12.115
13 -	1:02.454	0.958	69.62	14:34:14.569
14 -	1:01.996	0.500	70.14	14:35:16.565
15 -	1:02.061	0.565	70.06	14:36:18.626
16 -	1:01.783 (2)	0.287	70.38	14:37:20.409
17 -	1:02.397	0.901	69.69	14:38:22.806
18 -	1:02.048	0.552	70.08	14:39:24.854
19 -	1:02.079	0.583	70.04	14:40:26.933
<b>20 -</b>	<b>1:01.496 (1)</b>		<b>70.71</b>	<b>14:41:28.429</b>

<b>P10 736 Thorburn ASTIN</b>				
LAP	LAP TIME	DIFF	MPH	TIME OF DAY
1 -	1:11.577	10.563	60.75	14:21:42.599
<b>2 -</b>	<b>1:01.014 (1)</b>		<b>71.27</b>	<b>14:22:43.613</b>
3 -	1:01.322 (3)	0.308	70.91	14:23:44.935
4 -	1:02.881	1.867	69.15	14:24:47.816
5 -	1:02.875	1.861	69.16	14:25:50.691
6 -	1:03.916	2.902	68.03	14:26:54.607
7 -	1:04.810	3.796	67.09	14:27:59.417
8 -	1:04.569	3.555	67.34	14:29:03.986
9 -	1:04.464	3.450	67.45	14:30:08.450
10 -	1:02.347	1.333	69.74	14:31:10.797
11 -	1:02.496	1.482	69.58	14:32:13.293
12 -	1:01.486	0.472	70.72	14:33:14.779
13 -	1:01.447	0.433	70.76	14:34:16.226
14 -	1:01.015 (2)	0.001	71.27	14:35:17.241
15 -	1:01.677	0.663	70.50	14:36:18.918
16 -	1:01.656	0.642	70.53	14:37:20.574
17 -	1:02.091	1.077	70.03	14:38:22.665
18 -	1:01.919	0.905	70.23	14:39:24.584
19 -	1:04.368	3.354	67.55	14:40:28.952
20 -	1:08.515	7.501	63.46	14:41:37.467

<b>P11 711 Rick SHORTLE</b>				
LAP	LAP TIME	DIFF	MPH	TIME OF DAY
1 -	1:14.984	11.625	57.99	14:21:46.006
2 -	1:04.336	0.977	67.59	14:22:50.342
3 -	1:03.604 (2)	0.245	68.36	14:23:53.946
4 -	1:03.708	0.349	68.25	14:24:57.654
5 -	1:04.099	0.740	67.84	14:26:01.753
6 -	1:04.586	1.227	67.33	14:27:06.339

Weather / Track : Bright / Drying

Brands Hatch Indy

Circuit Length = 1.2079 miles

Start: 14:20 Flag 14:41 End: 14:42

# Dunlop Mini Se7en & Dunlop Mini Miglia

## RACE 4 - LAP ANALYSIS

DIFF = Difference To Personal Best Lap

7 -	1:04.131	0.772	67.80	14:28:10.470
8 -	1:03.727	0.368	68.23	14:29:14.197
9 -	1:03.688 (3)	0.329	68.27	14:30:17.885
10 -	1:04.323	0.964	67.60	14:31:22.208
11 -	1:04.529	1.170	67.38	14:32:26.737
12 -	1:03.945	0.586	68.00	14:33:30.682
13 -	1:04.334	0.975	67.59	14:34:35.016
14 -	1:03.709	0.350	68.25	14:35:38.725
15 -	1:04.361	1.002	67.56	14:36:43.086
16 -	1:04.409	1.050	67.51	14:37:47.495
17 -	1:04.810	1.451	67.09	14:38:52.305
18 -	1:04.743	1.384	67.16	14:39:57.048
19 -	1:04.309	0.950	67.62	14:41:01.357
<b>20 -</b>	<b>1:03.359 (1)</b>		<b>68.63</b>	<b>14:42:04.716</b>

### P12 701 Jonnie KENT

LAP	LAP TIME	DIFF	MPH	TIME OF DAY
1 -	1:15.029	11.918	57.95	14:21:46.051
2 -	1:03.274 (3)	0.163	68.72	14:22:49.325
<b>3 -</b>	<b>1:03.111 (1)</b>		<b>68.90</b>	<b>14:23:52.436</b>
4 -	1:21.033	17.922	53.66	14:25:13.469
5 -	1:04.945	1.834	66.95	14:26:18.414
6 -	1:03.907	0.796	68.04	14:27:22.321
7 -	1:03.694	0.583	68.27	14:28:26.015
8 -	1:04.342	1.231	67.58	14:29:30.357
9 -	1:04.207	1.096	67.72	14:30:34.564
10 -	1:04.361	1.250	67.56	14:31:38.925
11 -	1:03.870	0.759	68.08	14:32:42.795
12 -	1:03.127 (2)	0.016	68.88	14:33:45.922
13 -	1:03.852	0.741	68.10	14:34:49.774
14 -	1:03.885	0.774	68.06	14:35:53.659
15 -	1:04.715	1.604	67.19	14:36:58.374
16 -	1:03.383	0.272	68.60	14:38:01.757
17 -	1:03.954	0.843	67.99	14:39:05.711
18 -	1:03.641	0.530	68.33	14:40:09.352
19 -	1:03.300	0.189	68.69	14:41:12.652

### P13 37 James CUTHBERTSON

LAP	LAP TIME	DIFF	MPH	TIME OF DAY
1 -	1:03.911	8.202	68.04	14:21:34.933
2 -	56.920	1.211	76.39	14:22:31.853
3 -	56.323	0.614	77.20	14:23:28.176
4 -	56.185	0.476	77.39	14:24:24.361
5 -	56.322	0.613	77.20	14:25:20.683
6 -	56.219	0.510	77.35	14:26:16.902
7 -	56.202	0.493	77.37	14:27:13.104
8 -	56.292	0.583	77.25	14:28:09.396
<b>9 -</b>	<b>55.709 (1)</b>		<b>78.05</b>	<b>14:29:05.105</b>
10 -	56.928	1.219	76.38	14:30:02.033
11 -	55.958 (2)	0.249	77.71	14:30:57.991
12 -	56.044 (3)	0.335	77.59	14:31:54.035
13 -	56.765	1.056	76.60	14:32:50.800

### P14 17 Nicholas CROYDON - FOWLER


LAP	LAP TIME	DIFF	MPH	TIME OF DAY
1 -	1:10.743	9.657	61.47	14:21:41.765
2 -	1:01.121 (2)	0.035	71.14	14:22:42.886
<b>3 -</b>	<b>1:01.086 (1)</b>		<b>71.18</b>	<b>14:23:43.972</b>
4 -	1:01.243 (3)	0.157	71.00	14:24:45.215

Weather / Track : Bright / Drying

Brands Hatch Indy  
Circuit Length = 1.2079 miles  
Start: 14:20 Flag 14:41 End: 14:42

# Dunlop Mini Se7en & Dunlop Mini Miglia

## RACE 9 - GRID (20 minutes)

ROW 10	19	1:03.111	701	Jonnie KENT	20	1:03.359	711	Rick SHORTLE
ROW 9	17	1:01.014	736	Thorburn ASTIN	18	1:01.496	746	Michael DRYDEN
ROW 8								
ROW 7	13	1:01.622	10	Nigel DAVIES				
ROW 6								
ROW 6		1:00.535	94	Lee ROBERTS	12	1:01.086	17	Nicholas CROYDON - FOWLER
ROW 5	9	59.935	19	Tom SANDERSON	10	1:00.052	45	Leon WIGHTMAN
ROW 4								
ROW 3	5	56.855	22	Stuart HORSFALL				
ROW 2								
ROW 2		55.709	37	James CUTHBERTSON	4	55.741	44	Darren MOON
ROW 1	1	55.259	23	Rupert DEETH	2	55.584	20	Mark SIMS
				<b>Pole</b>				
								

Brands Hatch Indy  
Circuit Length = 1.2079 miles

**These results are provisional until the conclusion of any judicial and technical matters.**

Clerk Of Course :		Timekeeper :	
-------------------	--	--------------	--

# Dunlop Mini Se7en & Dunlop Mini Miglia

## RACE 9 - CLASSIFICATION

POS	NO	CL	PIC NAME	ENTRY	LAPS	TIME	GAP	DIFF	MPH	BEST	ON
1	23	Miglia	1 Rupert DEETH	Mini Miglia 1293	19	20:10.871			68.23	54.774	15
2	20	Miglia	2 Mark SIMS	Mini Miglia 1293	19	20:21.171	10.300	10.300	67.65	55.792	3
3	37	Miglia	3 James CUTHBERTSON	Mini Miglia 1293	19	20:26.643	15.772	5.472	67.35	56.169	5
4	45	Se7en	1 Leon WIGHTMAN	Mini Se7en 998	19	20:57.759	46.888	31.116	65.69	1:00.170	5
5	94	Se7en	2 Lee ROBERTS	Mini Se7en 998	19	21:03.929	53.058	6.170	65.37	1:00.755	18
6	746	Se7en	1 Michael DRYDEN	Mini Se7en S 1275	18	20:10.730	1 Lap	1 Lap	64.65	1:01.402	12
7	10	Se7en	3 Nigel DAVIES	Mini Se7en 998	18	20:10.862	1 Lap	0.132	64.64	1:01.222	13
8	701	Se7en	2 Jonnie KENT	Mini Se7en S 1275	17	20:12.023	2 Laps	1 Lap	60.99	1:02.160	15

### NOT CLASSIFIED

DNF	736	Se7en	Thorburn ASTIN	Mini Se7en S 1275	15	17:10.199	4 Laps	2 Laps	63.31	1:00.666	6
DNF	22	Miglia	Stuart HORSFALL	Mini Miglia 1293	6	5:54.546	13 Laps	9 Laps	73.59	57.061	2
DNF	19	Se7en	Tom SANDERSON	Mini Se7en 998	6	6:13.766	13 Laps	19.220	69.80	1:00.343	4
DNF	44	Miglia	Darren MOON	Mini Miglia 1293	0						

### FASTEST LAP

23	Miglia	Rupert DEETH	Mini Miglia 1293	15	54.774	79.39 mph	127.76 kph
45	Se7en	Leon WIGHTMAN	Mini Se7en 998	5	1:00.170	72.27 mph	116.31 kph
736	Se7en	Thorburn ASTIN	Mini Se7en S 1275	6	1:00.666	71.68 mph	115.35 kph

Weather / Track : Cloudy / Dry

These results are provisional until the conclusion of any judicial and technical matters.

Brands Hatch Indy

Circuit Length = 1.2079 miles

Start: 11:26 Flag 11:46 End: 11:48

Clerk Of Course :	Timekeeper :
-------------------	--------------



# Dunlop Mini Se7en & Dunlop Mini Miglia

## RACE 9 - LAP CHART

LAP 1 @ 11:27:34.586			LAP 2 @ 11:28:30.325			LAP 3 @ 11:29:26.179			LAP 4 @ 11:30:22.093			LAP 5 @ 11:31:17.638		
NO	BEHIND	LAP TIME	NO	BEHIND	LAP TIME	NO	BEHIND	LAP TIME	NO	BEHIND	LAP TIME	NO	BEHIND	LAP TIME
<b>23</b>		1:02.739	<b>23</b>		55.739	<b>23</b>		55.854	<b>23</b>		55.914	<b>23</b>		55.545
<b>20</b>	1.292	1:04.031	<b>20</b>	1.837	56.284	<b>20</b>	1.775	55.792	<b>20</b>	2.424	56.563	<b>20</b>	3.122	56.243
<b>37</b>	2.136	1:04.875	<b>37</b>	2.797	56.400	<b>22</b>	7.022	58.173	<b>22</b>	9.637	58.529	<b>22</b>	11.215	57.123
<b>22</b>	3.381	1:06.120	<b>22</b>	4.703	57.061	<b>37</b>	9.730	1:02.787	<b>37</b>	10.971	57.155	<b>37</b>	11.595	56.169
<b>45</b>	6.332	1:09.071	<b>45</b>	11.636	1:01.043	<b>45</b>	16.107	1:00.325	<b>45</b>	20.642	1:00.449	<b>45</b>	25.267	1:00.170
<b>19</b>	7.524	1:10.263	<b>19</b>	12.756	1:00.971	<b>19</b>	17.517	1:00.615	<b>19</b>	21.946	1:00.343	<b>19</b>	26.998	1:00.597
<b>94</b>	7.534	1:10.273	<b>746</b>	14.801	1:01.576	<b>746</b>	20.758	1:01.811	<b>746</b>	26.814	1:01.970	<b>746</b>	33.722	1:02.453
<b>746</b>	8.964	1:11.703	<b>736</b>	15.289	1:01.374	<b>10</b>	22.608	1:01.900	<b>10</b>	28.426	1:01.732	<b>94</b>	34.592	1:01.390
<b>736</b>	9.654	1:12.393	<b>10</b>	16.562	1:01.972	<b>94</b>	23.159	1:02.195	<b>94</b>	28.747	1:01.502	<b>736</b>	35.911	1:02.149
<b>10</b>	10.329	1:13.068	<b>94</b>	16.818	1:05.023	<b>736</b>	23.674	1:04.239	<b>736</b>	29.307	1:01.547	<b>10</b>	36.724	1:03.843
<b>701</b>	12.242	1:14.981	<b>701</b>	19.938	1:03.435	<b>701</b>	28.036	1:03.952	<b>701</b>	36.025	1:03.903	<b>701</b>	44.050	1:03.570

Weather / Track : Cloudy / Dry

Results can be found at [www.tsl-timing.com](http://www.tsl-timing.com)

Page 1 of 4

Brands Hatch Indy  
 Circuit Length = 1.2079 miles  
 Start: 11:26 Flag 11:46 End: 11:48

Printed - 11:53 Sunday, 18 November 2018

# Dunlop Mini Se7en & Dunlop Mini Miglia

## RACE 9 - LAP CHART

LAP 6 @ 11:32:13.201			LAP 7 @ 11:33:08.440			LAP 8 @ 11:34:03.983			LAP 9 @ 11:35:29.902			LAP 10 @ 11:37:33.761		
NO	BEHIND	LAP TIME	NO	BEHIND	LAP TIME	NO	BEHIND	LAP TIME	NO	BEHIND	LAP TIME	NO	BEHIND	LAP TIME
<b>23</b>		55.563	<b>23</b>		55.239	<b>23</b>		55.543	<b>23</b>		1:25.919	<b>23</b>		2:03.859
<b>20</b>	3.608	56.049	<b>20</b>	4.510	56.141	<b>20</b>	5.868	56.901	<b>20</b>	1.320	1:21.371	<b>20</b>	1.136	2:03.675
<b>37</b>	12.920	56.888	<b>37</b>	14.701	57.020	<b>701</b>	1 Lap	1:04.260	<b>701</b>	1 Lap	1:21.736	<b>701</b>	1 Lap	2:03.620
<b>22</b>	13.192	57.540	<b>45</b>	35.825	1:00.844	<b>37</b>	16.075	56.917	<b>37</b>	2.544	1:12.388	<b>37</b>	2.331	2:03.646
<b>45</b>	30.220	1:00.516	<b>94</b>	46.592	1:01.706	<b>45</b>	41.531	1:01.249	<b>45</b>	19.101	1:03.489	<b>45</b>	3.430	1:48.188
<b>19</b>	32.412	1:00.977	<b>746</b>	46.651	1:01.896	<b>94</b>	56.609	1:05.560	<b>94</b>	38.218	1:07.528	<b>94</b>	4.180	1:29.821
<b>746</b>	39.994	1:01.835	<b>736</b>	47.453	1:01.678	<b>746</b>	57.455	1:06.347	<b>746</b>	39.870	1:08.334	<b>746</b>	5.424	1:29.413
<b>94</b>	40.125	1:01.096	<b>10</b>	48.629	1:01.298	<b>736</b>	57.822	1:05.912	<b>736</b>	41.014	1:09.111	<b>736</b>	6.258	1:29.103
<b>736</b>	41.014	1:00.666				<b>10</b>	58.661	1:05.575	<b>10</b>	41.588	1:08.846	<b>10</b>	6.840	1:29.111
<b>10</b>	42.570	1:01.409												
<b>701</b>	52.803	1:04.316												

Weather / Track : Cloudy / Dry

Results can be found at [www.tsl-timing.com](http://www.tsl-timing.com)

Page 2 of 4

Brands Hatch Indy  
 Circuit Length = 1.2079 miles  
 Start: 11:26 Flag 11:46 End: 11:48

Printed - 11:53 Sunday, 18 November 2018

# Dunlop Mini Se7en & Dunlop Mini Miglia

## RACE 9 - LAP CHART

LAP 11 @ 11:39:21.163			LAP 12 @ 11:40:16.819			LAP 13 @ 11:41:12.131			LAP 14 @ 11:42:07.531			LAP 15 @ 11:43:02.305		
NO	BEHIND	LAP TIME	NO	BEHIND	LAP TIME	NO	BEHIND	LAP TIME	NO	BEHIND	LAP TIME	NO	BEHIND	LAP TIME
<b>23</b>		1:47.402	<b>23</b>		55.656	<b>23</b>		55.312	<b>23</b>		55.400	<b>23</b>		54.774
<b>20</b>	1.393	1:47.659	<b>20</b>	1.980	56.243	<b>20</b>	2.723	56.055	<b>20</b>	3.276	55.953	<b>20</b>	4.731	56.229
<b>701</b>	1 Lap	1:49.217	<b>37</b>	5.974	57.775	<b>37</b>	6.869	56.207	<b>37</b>	8.291	56.822	<b>37</b>	9.798	56.281
<b>37</b>	3.855	1:48.926	<b>45</b>	9.826	1:00.840	<b>45</b>	14.846	1:00.332	<b>45</b>	19.848	1:00.402	<b>45</b>	25.281	1:00.207
<b>45</b>	4.642	1:48.614	<b>94</b>	11.729	1:01.929	<b>94</b>	17.580	1:01.163	<b>94</b>	23.248	1:01.068	<b>94</b>	29.656	1:01.182
<b>94</b>	5.456	1:48.678	<b>701</b>	1 Lap	1:03.875	<b>701</b>	1 Lap	1:02.686	<b>746</b>	26.179	1:02.143	<b>746</b>	33.541	1:02.136
<b>746</b>	7.000	1:48.978	<b>746</b>	12.746	1:01.402	<b>746</b>	19.436	1:02.002	<b>701</b>	1 Lap	1:03.016	<b>701</b>	1 Lap	1:02.326
<b>10</b>	8.275	1:48.837	<b>10</b>	14.426	1:01.807	<b>10</b>	20.336	1:01.222	<b>10</b>	27.103	1:02.167	<b>10</b>	34.829	1:02.500
<b>736</b>	8.934	1:50.078	<b>736</b>	15.697	1:02.419	<b>736</b>	23.233	1:02.848	<b>736</b>	31.173	1:03.340	<b>736</b>	39.741	1:03.342

Weather / Track : Cloudy / Dry

Results can be found at [www.tsl-timing.com](http://www.tsl-timing.com)

Page 3 of 4

Brands Hatch Indy  
 Circuit Length = 1.2079 miles  
 Start: 11:26 Flag 11:46 End: 11:48

Printed - 11:53 Sunday, 18 November 2018

# Dunlop Mini Se7en & Dunlop Mini Miglia

## RACE 9 - LAP CHART

LAP 16 @ 11:43:57.316			LAP 17 @ 11:44:52.383			LAP 18 @ 11:45:47.488			LAP 19 @ 11:46:42.718		
NO	BEHIND	LAP TIME	NO	BEHIND	LAP TIME	NO	BEHIND	LAP TIME	NO	BEHIND	LAP TIME
<b>23</b>		55.011	<b>23</b>		55.067	<b>23</b>		55.105	<b>23</b>		55.230
<b>20</b>	5.892	56.172	<b>20</b>	7.244	56.419	<b>20</b>	8.714	56.575	<b>701</b>	2 Laps	1:02.469
<b>37</b>	11.189	56.402	<b>37</b>	12.745	56.623	<b>37</b>	14.094	56.454	<b>20</b>	10.300	56.816
<b>45</b>	30.519	1:00.249	<b>45</b>	35.753	1:00.301	<b>45</b>	40.878	1:00.230	<b>37</b>	15.772	56.908
<b>94</b>	35.536	1:00.891	<b>94</b>	41.396	1:00.927	<b>94</b>	47.046	1:00.755	<b>45</b>	46.888	1:01.240
<b>746</b>	40.937	1:02.407	<b>746</b>	48.012	1:02.142	<b>746</b>	55.089	1:02.182	<b>94</b>	53.058	1:01.242
<b>701</b>	1 Lap	1:02.160	<b>10</b>	48.970	1:02.159	<b>10</b>	55.221	1:01.356			
<b>10</b>	41.878	1:02.060	<b>701</b>	1 Lap	1:02.501						

Weather / Track : Cloudy / Dry

Results can be found at [www.tsl-timing.com](http://www.tsl-timing.com)

Page 4 of 4

Brands Hatch Indy  
 Circuit Length = 1.2079 miles  
 Start: 11:26 Flag 11:46 End: 11:48

Printed - 11:53 Sunday, 18 November 2018

# Dunlop Mini Se7en & Dunlop Mini Miglia

## RACE 9 - LAP ANALYSIS

DIFF = Difference To Personal Best Lap

P1 23 Rupert DEETH				
LAP	LAP TIME	DIFF	MPH	TIME OF DAY
1 -	1:02.739	7.965	69.31	11:27:34.586
2 -	55.739	0.965	78.01	11:28:30.325
3 -	55.854	1.080	77.85	11:29:26.179
4 -	55.914	1.140	77.77	11:30:22.093
5 -	55.545	0.771	78.28	11:31:17.638
6 -	55.563	0.789	78.26	11:32:13.201
7 -	55.239	0.465	78.72	11:33:08.440
8 -	55.543	0.769	78.29	11:34:03.983
9 -	1:25.919	31.145	50.61	11:35:29.902
10 -	2:03.859	1:09.085	35.10	11:37:33.761
11 -	1:47.402	52.628	40.48	11:39:21.163
12 -	55.656	0.882	78.13	11:40:16.819
13 -	55.312	0.538	78.61	11:41:12.131
14 -	55.400	0.626	78.49	11:42:07.531
15 -	54.774 (1)		79.39	11:43:02.305
16 -	55.011 (2)	0.237	79.04	11:43:57.316
17 -	55.067 (3)	0.293	78.96	11:44:52.383
18 -	55.105	0.331	78.91	11:45:47.488
19 -	55.230	0.456	78.73	11:46:42.718

P2 20 Mark SIMS				
LAP	LAP TIME	DIFF	MPH	TIME OF DAY
1 -	1:04.031	8.239	67.91	11:27:35.878
2 -	56.284	0.492	77.26	11:28:32.162
3 -	55.792 (1)		77.94	11:29:27.954
4 -	56.563	0.771	76.88	11:30:24.517
5 -	56.243	0.451	77.31	11:31:20.760
6 -	56.049 (3)	0.257	77.58	11:32:16.809
7 -	56.141	0.349	77.45	11:33:12.950
8 -	56.901	1.109	76.42	11:34:09.851
9 -	1:21.371	25.579	53.44	11:35:31.222
10 -	2:03.675	1:07.883	35.16	11:37:34.897
11 -	1:47.659	51.867	40.39	11:39:22.556
12 -	56.243	0.451	77.31	11:40:18.799
13 -	56.055	0.263	77.57	11:41:14.854
14 -	55.953 (2)	0.161	77.71	11:42:10.807
15 -	56.229	0.437	77.33	11:43:07.036
16 -	56.172	0.380	77.41	11:44:03.208
17 -	56.419	0.627	77.07	11:44:59.627
18 -	56.575	0.783	76.86	11:45:56.202
19 -	56.816	1.024	76.53	11:46:53.018

P3 37 James CUTHBERTSON				
LAP	LAP TIME	DIFF	MPH	TIME OF DAY
1 -	1:04.875	8.706	67.03	11:27:36.722
2 -	56.400	0.231	77.10	11:28:33.122
3 -	1:02.787	6.618	69.25	11:29:35.909
4 -	57.155	0.986	76.08	11:30:33.064
5 -	56.169 (1)		77.42	11:31:29.233
6 -	56.888	0.719	76.44	11:32:26.121
7 -	57.020	0.851	76.26	11:33:23.141
8 -	56.917	0.748	76.40	11:34:20.058
9 -	1:12.388	16.219	60.07	11:35:32.446
10 -	2:03.646	1:07.477	35.16	11:37:36.092
11 -	1:48.926	52.757	39.92	11:39:25.018
12 -	57.775	1.606	75.26	11:40:22.793
13 -	56.207 (2)	0.038	77.36	11:41:19.000
14 -	56.822	0.653	76.53	11:42:15.822
15 -	56.281 (3)	0.112	77.26	11:43:12.103
16 -	56.402	0.233	77.10	11:44:08.505

DIFF = Difference To Personal Best Lap

17 -	56.623	0.454	76.79	11:45:05.128
18 -	56.454	0.285	77.02	11:46:01.582
19 -	56.908	0.739	76.41	11:46:58.490

P4 45 Leon WIGHTMAN				
LAP	LAP TIME	DIFF	MPH	TIME OF DAY
1 -	1:09.071	8.901	62.95	11:27:40.918
2 -	1:01.043	0.873	71.23	11:28:41.961
3 -	1:00.325	0.155	72.08	11:29:42.286
4 -	1:00.449	0.279	71.93	11:30:42.735
5 -	1:00.170 (1)		72.27	11:31:42.905
6 -	1:00.516	0.346	71.85	11:32:43.421
7 -	1:00.844	0.674	71.47	11:33:44.265
8 -	1:01.249	1.079	70.99	11:34:45.514
9 -	1:03.489	3.319	68.49	11:35:49.003
10 -	1:48.188	48.018	40.19	11:37:37.191
11 -	1:48.614	48.444	40.03	11:39:25.805
12 -	1:00.840	0.670	71.47	11:40:26.645
13 -	1:00.332	0.162	72.07	11:41:26.977
14 -	1:00.402	0.232	71.99	11:42:27.379
15 -	1:00.207 (2)	0.037	72.22	11:43:27.586
16 -	1:00.249	0.079	72.17	11:44:27.835
17 -	1:00.301	0.131	72.11	11:45:28.136
18 -	1:00.230 (3)	0.060	72.19	11:46:28.366
19 -	1:01.240	1.070	71.00	11:47:29.606

P5 94 Lee ROBERTS				
LAP	LAP TIME	DIFF	MPH	TIME OF DAY
1 -	1:10.273	9.518	61.88	11:27:42.120
2 -	1:05.023	4.268	66.87	11:28:47.143
3 -	1:02.195	1.440	69.91	11:29:49.338
4 -	1:01.502	0.747	70.70	11:30:50.840
5 -	1:01.390	0.635	70.83	11:31:52.230
6 -	1:01.096	0.341	71.17	11:32:53.326
7 -	1:01.706	0.951	70.47	11:33:55.032
8 -	1:05.560	4.805	66.33	11:35:00.592
9 -	1:07.528	6.773	64.39	11:36:08.120
10 -	1:29.821	29.066	48.41	11:37:37.941
11 -	1:48.678	47.923	40.01	11:39:26.619
12 -	1:01.929	1.174	70.21	11:40:28.548
13 -	1:01.163	0.408	71.09	11:41:29.711
14 -	1:01.068	0.313	71.20	11:42:30.779
15 -	1:01.182	0.427	71.07	11:43:31.961
16 -	1:00.891 (2)	0.136	71.41	11:44:32.852
17 -	1:00.927 (3)	0.172	71.37	11:45:33.779
18 -	1:00.755 (1)		71.57	11:46:34.534
19 -	1:01.242	0.487	71.00	11:47:35.776

P6 746 Michael DRYDEN				
LAP	LAP TIME	DIFF	MPH	TIME OF DAY
1 -	1:11.703	10.301	60.64	11:27:43.550
2 -	1:01.576 (2)	0.174	70.62	11:28:45.126
3 -	1:01.811 (3)	0.409	70.35	11:29:46.937
4 -	1:01.970	0.568	70.17	11:30:48.907
5 -	1:02.453	1.051	69.63	11:31:51.360
6 -	1:01.835	0.433	70.32	11:32:53.195
7 -	1:01.896	0.494	70.25	11:33:55.091
8 -	1:06.347	4.945	65.54	11:35:01.438
9 -	1:08.334	6.932	63.63	11:36:09.772
10 -	1:29.413	28.011	48.63	11:37:39.185
11 -	1:48.978	47.576	39.90	11:39:28.163
12 -	1:01.402 (1)		70.82	11:40:29.565

Weather / Track : Cloudy / Dry

Brands Hatch Indy

Circuit Length = 1.2079 miles

Start: 11:26 Flag 11:46 End: 11:48

# Dunlop Mini Se7en & Dunlop Mini Miglia

## RACE 9 - LAP ANALYSIS

DIFF = Difference To Personal Best Lap

13 -	1:02.002	0.600	70.13	11:41:31.567
14 -	1:02.143	0.741	69.97	11:42:33.710
15 -	1:02.136	0.734	69.98	11:43:35.846
16 -	1:02.407	1.005	69.68	11:44:38.253
17 -	1:02.142	0.740	69.97	11:45:40.395
18 -	1:02.182	0.780	69.93	11:46:42.577

### P7 10 Nigel DAVIES

LAP	LAP TIME	DIFF	MPH	TIME OF DAY
1 -	1:13.068	11.846	59.51	11:27:44.915
2 -	1:01.972	0.750	70.17	11:28:46.887
3 -	1:01.900	0.678	70.25	11:29:48.787
4 -	1:01.732	0.510	70.44	11:30:50.519
5 -	1:03.843	2.621	68.11	11:31:54.362
6 -	1:01.409	0.187	70.81	11:32:55.771
7 -	1:01.298 (2)	0.076	70.94	11:33:57.069
8 -	1:05.575	4.353	66.31	11:35:02.644
9 -	1:08.846	7.624	63.16	11:36:11.490
10 -	1:29.111	27.889	48.79	11:37:40.601
11 -	1:48.837	47.615	39.95	11:39:29.438
12 -	1:01.807	0.585	70.35	11:40:31.245
13 -	1:01.222 (1)		71.03	11:41:32.467
14 -	1:02.167	0.945	69.95	11:42:34.634
15 -	1:02.500	1.278	69.57	11:43:37.134
16 -	1:02.060	0.838	70.07	11:44:39.194
17 -	1:02.159	0.937	69.95	11:45:41.353
18 -	1:01.356 (3)	0.134	70.87	11:46:42.709

### P8 701 Jonnie KENT

LAP	LAP TIME	DIFF	MPH	TIME OF DAY
1 -	1:14.981	12.821	57.99	11:27:46.828
2 -	1:03.435	1.275	68.55	11:28:50.263
3 -	1:03.952	1.792	67.99	11:29:54.215
4 -	1:03.903	1.743	68.05	11:30:58.118
5 -	1:03.570	1.410	68.40	11:32:01.688
6 -	1:04.316	2.156	67.61	11:33:06.004
7 -	1:04.260	2.100	67.67	11:34:10.264
8 -	1:21.736	19.576	53.20	11:35:32.000
9 -	2:03.620	1:01.460	35.17	11:37:35.620
10 -	1:49.217	47.057	39.81	11:39:24.837
11 -	1:03.875	1.715	68.07	11:40:28.712
12 -	1:02.686	0.526	69.37	11:41:31.398
13 -	1:03.016	0.856	69.00	11:42:34.414
14 -	1:02.326 (2)	0.166	69.77	11:43:36.740
15 -	1:02.160 (1)		69.95	11:44:38.900
16 -	1:02.501	0.341	69.57	11:45:41.401
17 -	1:02.469 (3)	0.309	69.61	11:46:43.870

### P9 736 Thorburn ASTIN

LAP	LAP TIME	DIFF	MPH	TIME OF DAY
1 -	1:12.393	11.727	60.06	11:27:44.240
2 -	1:01.374 (2)	0.708	70.85	11:28:45.614
3 -	1:04.239	3.573	67.69	11:29:49.853
4 -	1:01.547 (3)	0.881	70.65	11:30:51.400
5 -	1:02.149	1.483	69.97	11:31:53.549
6 -	1:00.666 (1)		71.68	11:32:54.215
7 -	1:01.678	1.012	70.50	11:33:55.893
8 -	1:05.912	5.246	65.97	11:35:01.805
9 -	1:09.111	8.445	62.92	11:36:10.916
10 -	1:29.103	28.437	48.80	11:37:40.019
11 -	1:50.078	49.412	39.50	11:39:30.097
12 -	1:02.419	1.753	69.66	11:40:32.516

DIFF = Difference To Personal Best Lap

13 -	1:02.848	2.182	69.19	11:41:35.364
14 -	1:03.340	2.674	68.65	11:42:38.704
15 -	1:03.342	2.676	68.65	11:43:42.046

### P10 22 Stuart HORSFALL

LAP	LAP TIME	DIFF	MPH	TIME OF DAY
1 -	1:06.120	9.059	65.76	11:27:37.967
2 -	57.061 (1)		76.20	11:28:35.028
3 -	58.173	1.112	74.75	11:29:33.201
4 -	58.529	1.468	74.29	11:30:31.730
5 -	57.123 (2)	0.062	76.12	11:31:28.853
6 -	57.540 (3)	0.479	75.57	11:32:26.393


### P11 19 Tom SANDERSON

LAP	LAP TIME	DIFF	MPH	TIME OF DAY
1 -	1:10.263	9.920	61.89	11:27:42.110
2 -	1:00.971	0.628	71.32	11:28:43.081
3 -	1:00.615 (3)	0.272	71.74	11:29:43.696
4 -	1:00.343 (1)		72.06	11:30:44.039
5 -	1:00.597 (2)	0.254	71.76	11:31:44.636
6 -	1:00.977	0.634	71.31	11:32:45.613

Weather / Track : Cloudy / Dry

# Dunlop Mini Se7en & Dunlop Mini Miglia

## RACE 13 - GRID (20 minutes)

ROW 10	19	1:02.160	701	Jonnie KENT	20	711	Rick SHORTLE		
ROW 9	17	1:00.666	736	Thorburn ASTIN	18	746	Michael DRYDEN		
ROW 8									
ROW 7	13		17	Nicholas CROYDON - FOWLER					
ROW 6		1:00.755	94	Lee ROBERTS	12	1:01.222	10	Nigel DAVIES	
ROW 5	9	1:00.170	45	Leon WIGHTMAN	10	1:00.343	19	Tom SANDERSON	
ROW 4									
ROW 3	5		44	Darren MOON					
ROW 2		56.169	3	37	James CUTHBERTSON	4	57.061	22	Stuart HORSFALL
ROW 1	1	54.774	23	Rupert DEETH	2	55.792	20	Mark SIMS	
<b>Pole</b>									
									

Brands Hatch Indy  
Circuit Length = 1.2079 miles

**These results are provisional until the conclusion of any judicial and technical matters.**

Clerk Of Course :		Timekeeper :	
-------------------	--	--------------	--

# Dunlop Mini Se7en & Dunlop Mini Miglia

## RACE 13 - CLASSIFICATION

POS	NO	CL	PIC NAME	ENTRY	LAPS	TIME	GAP	DIFF	MPH	BEST	ON
1	<b>23</b>	Miglia	1 Rupert DEETH	Mini Miglia 1293	17	15:50.511			77.77	<b>54.926</b>	7
2	<b>44</b>	Miglia	2 Darren MOON	Mini Miglia 1293	17	16:06.071	<b>15.560</b>	15.560	76.52	<b>55.788</b>	4
3	<b>37</b>	Miglia	3 James CUTHBERTSON	Mini Miglia 1293	17	16:06.885	<b>16.374</b>	0.814	76.45	<b>55.999</b>	17
4	<b>22</b>	Miglia	4 Stuart HORSFALL	Mini Miglia 1293	17	16:27.773	<b>37.262</b>	20.888	74.84	<b>56.779</b>	5
5	<b>45</b>	Se7en	1 Leon WIGHTMAN	Mini Se7en 998	16	16:20.642	<b>1 Lap</b>	1 Lap	70.95	<b>1:00.294</b>	5
6	<b>94</b>	Se7en	2 Lee ROBERTS	Mini Se7en 998	16	16:32.738	<b>1 Lap</b>	12.096	70.08	<b>1:00.905</b>	3
7	<b>10</b>	Se7en	3 Nigel DAVIES	Mini Se7en 998	16	16:47.259	<b>1 Lap</b>	14.521	69.07	<b>1:01.854</b>	13
8	<b>701</b>	Se7en	1 Jonnie KENT	Mini Se7en S 1275	15	15:50.557	<b>2 Laps</b>	1 Lap	68.62	<b>1:02.279</b>	13
9	<b>746</b>	Se7en	2 Michael DRYDEN	Mini Se7en S 1275	15	15:50.982	<b>2 Laps</b>	0.425	68.59	<b>1:02.084</b>	14

NOT CLASSIFIED

<i>DNF</i>	<b>20</b>	Miglia	Mark SIMS	Mini Miglia 1293	<b>0</b>
------------	-----------	--------	-----------	------------------	----------

FASTEST LAP

<b>23</b>	Miglia	Rupert DEETH	Mini Miglia 1293	<b>7</b>	54.926	79.17 mph	127.41 kph
<b>45</b>	Se7en	Leon WIGHTMAN	Mini Se7en 998	<b>5</b>	1:00.294	72.12 mph	116.07 kph
<b>746</b>	Se7en	Michael DRYDEN	Mini Se7en S 1275	<b>14</b>	1:02.084	70.04 mph	112.72 kph

Weather / Track : Cloudy / Dry

These results are provisional until the conclusion of any judicial and technical matters.

Brands Hatch Indy

Circuit Length = 1.2079 miles

Start: 14:09 Flag 14:25 End: 14:27

Clerk Of Course :	Timekeeper :
-------------------	--------------



# Dunlop Mini Se7en & Dunlop Mini Miglia

## RACE 13 - LAP CHART

LAP 1 @ 14:10:35.569			LAP 2 @ 14:11:31.499			LAP 3 @ 14:12:27.151			LAP 4 @ 14:13:22.315			LAP 5 @ 14:14:17.828		
NO	BEHIND	LAP TIME	NO	BEHIND	LAP TIME	NO	BEHIND	LAP TIME	NO	BEHIND	LAP TIME	NO	BEHIND	LAP TIME
<b>23</b>		1:02.655	<b>23</b>		55.930	<b>23</b>		55.652	<b>23</b>		55.164	<b>23</b>		55.513
<b>37</b>	1.976	1:04.631	<b>37</b>	2.775	56.729	<b>37</b>	3.769	56.646	<b>37</b>	4.641	56.036	<b>37</b>	5.682	56.554
<b>44</b>	2.238	1:04.893	<b>44</b>	3.012	56.704	<b>44</b>	4.137	56.777	<b>44</b>	4.761	55.788	<b>44</b>	5.833	56.585
<b>22</b>	4.200	1:06.855	<b>22</b>	5.410	57.140	<b>22</b>	6.629	56.871	<b>22</b>	8.403	56.938	<b>22</b>	9.669	56.779
<b>45</b>	6.413	1:09.068	<b>45</b>	10.792	1:00.309	<b>45</b>	15.538	1:00.398	<b>45</b>	20.791	1:00.417	<b>45</b>	25.572	1:00.294
<b>94</b>	7.006	1:09.661	<b>94</b>	12.163	1:01.087	<b>94</b>	17.416	1:00.905	<b>94</b>	23.197	1:00.945	<b>94</b>	28.864	1:01.180
<b>10</b>	9.033	1:11.688	<b>746</b>	16.807	1:03.365	<b>10</b>	24.021	1:02.705	<b>10</b>	30.832	1:01.975	<b>10</b>	37.311	1:01.992
<b>746</b>	9.372	1:12.027	<b>10</b>	16.968	1:03.865	<b>746</b>	24.889	1:03.734	<b>746</b>	32.226	1:02.501	<b>746</b>	39.393	1:02.680
<b>701</b>	10.100	1:12.755	<b>701</b>	17.137	1:02.967	<b>701</b>	25.047	1:03.562	<b>701</b>	32.414	1:02.531	<b>701</b>	39.675	1:02.774

Weather / Track : Cloudy / Dry

Results can be found at [www.tsl-timing.com](http://www.tsl-timing.com)

Page 1 of 4

Brands Hatch Indy  
 Circuit Length = 1.2079 miles  
 Start: 14:09 Flag 14:25 End: 14:27

Printed - 14:29 Sunday, 18 November 2018

# Dunlop Mini Se7en & Dunlop Mini Miglia

## RACE 13 - LAP CHART

LAP 6 @ 14:15:12.927			LAP 7 @ 14:16:07.853			LAP 8 @ 14:17:02.852			LAP 9 @ 14:17:58.483			LAP 10 @ 14:18:54.035		
NO	BEHIND	LAP TIME	NO	BEHIND	LAP TIME	NO	BEHIND	LAP TIME	NO	BEHIND	LAP TIME	NO	BEHIND	LAP TIME
<b>23</b>		55.099	<b>23</b>		54.926	<b>23</b>		54.999	<b>23</b>		55.631	<b>23</b>		55.552
<b>37</b>	6.937	56.354	<b>37</b>	8.288	56.277	<b>37</b>	9.469	56.180	<b>10</b>	1 Lap	1:02.661	<b>10</b>	1 Lap	1:02.210
<b>44</b>	7.036	56.302	<b>44</b>	8.529	56.419	<b>44</b>	9.589	56.059	<b>746</b>	1 Lap	1:02.797	<b>37</b>	11.396	56.845
<b>22</b>	12.094	57.524	<b>22</b>	14.216	57.048	<b>22</b>	16.754	57.537	<b>701</b>	1 Lap	1:02.822	<b>44</b>	11.526	56.869
<b>45</b>	30.865	1:00.392	<b>45</b>	36.390	1:00.451	<b>45</b>	42.164	1:00.773	<b>37</b>	10.103	56.265	<b>746</b>	1 Lap	1:03.481
<b>94</b>	34.989	1:01.224	<b>94</b>	41.793	1:01.730	<b>94</b>	48.123	1:01.329	<b>44</b>	10.209	56.251	<b>701</b>	1 Lap	1:03.515
<b>10</b>	44.370	1:02.158	<b>10</b>	52.095	1:02.651				<b>22</b>	18.590	57.467	<b>22</b>	20.253	57.215
<b>746</b>	46.794	1:02.500	<b>746</b>	54.381	1:02.513				<b>45</b>	47.339	1:00.806	<b>45</b>	52.218	1:00.431
<b>701</b>	47.014	1:02.438	<b>701</b>	54.521	1:02.433				<b>94</b>	53.921	1:01.429			

Weather / Track : Cloudy / Dry

Results can be found at [www.tsl-timing.com](http://www.tsl-timing.com)

Page 2 of 4

Brands Hatch Indy  
 Circuit Length = 1.2079 miles  
 Start: 14:09 Flag 14:25 End: 14:27

Printed - 14:29 Sunday, 18 November 2018

# Dunlop Mini Se7en & Dunlop Mini Miglia

## RACE 13 - LAP CHART

LAP 11 @ 14:19:49.778			LAP 12 @ 14:20:45.806			LAP 13 @ 14:21:41.396			LAP 14 @ 14:22:37.122			LAP 15 @ 14:23:32.471		
NO	BEHIND	LAP TIME	NO	BEHIND	LAP TIME	NO	BEHIND	LAP TIME	NO	BEHIND	LAP TIME	NO	BEHIND	LAP TIME
<b>23</b>		55.743	<b>23</b>		56.028	<b>23</b>		55.590	<b>23</b>		55.726	<b>23</b>		55.349
<b>94</b>	1 Lap	1:01.954	<b>45</b>	1 Lap	1:01.743	<b>45</b>	1 Lap	1:00.797	<b>45</b>	1 Lap	1:00.888	<b>44</b>	14.463	55.849
<b>37</b>	11.808	56.155	<b>94</b>	1 Lap	1:01.553	<b>44</b>	13.694	55.913	<b>44</b>	13.963	55.995	<b>37</b>	15.114	56.171
<b>44</b>	11.904	56.121	<b>44</b>	13.371	57.495	<b>37</b>	13.976	56.062	<b>37</b>	14.292	56.042	<b>45</b>	1 Lap	1:01.684
<b>10</b>	1 Lap	1:02.139	<b>37</b>	13.504	57.724	<b>94</b>	1 Lap	1:02.649	<b>94</b>	1 Lap	1:01.285	<b>94</b>	1 Lap	1:01.558
<b>746</b>	1 Lap	1:02.375	<b>10</b>	1 Lap	1:02.551	<b>22</b>	26.526	58.020	<b>22</b>	28.741	57.941	<b>22</b>	31.466	58.074
<b>701</b>	1 Lap	1:02.341	<b>22</b>	24.096	57.868	<b>10</b>	1 Lap	1:02.010	<b>10</b>	1 Lap	1:01.854	<b>10</b>	1 Lap	1:02.278
<b>22</b>	22.256	57.746	<b>701</b>	1 Lap	1:02.737	<b>701</b>	1 Lap	1:02.365	<b>701</b>	1 Lap	1:02.279	<b>701</b>	1 Lap	1:02.649
			<b>746</b>	1 Lap	1:03.127	<b>746</b>	1 Lap	1:02.869	<b>746</b>	1 Lap	1:02.513	<b>746</b>	1 Lap	1:02.084

Weather / Track : Cloudy / Dry

Results can be found at [www.tsl-timing.com](http://www.tsl-timing.com)

Page 3 of 4

Brands Hatch Indy  
 Circuit Length = 1.2079 miles  
 Start: 14:09 Flag 14:25 End: 14:27

Printed - 14:29 Sunday, 18 November 2018

# Dunlop Mini Se7en & Dunlop Mini Miglia

## RACE 13 - LAP CHART

LAP 16 @ 14:24:28.091			LAP 17 @ 14:25:23.425		
NO	BEHIND	LAP TIME	NO	BEHIND	LAP TIME
<b>23</b>		55.620	<b>23</b>		55.334
<b>44</b>	14.690	55.847	<b>701</b>	2 Laps	1:02.389
<b>37</b>	15.709	56.215	<b>746</b>	2 Laps	1:02.416
<b>45</b>	1 Lap	1:00.818	<b>44</b>	15.560	56.204
<b>22</b>	34.184	58.338	<b>37</b>	16.374	55.999
<b>94</b>	1 Lap	1:02.382	<b>45</b>	1 Lap	1:01.373
<b>10</b>	1 Lap	1:02.525	<b>22</b>	37.262	58.412
			<b>94</b>	1 Lap	1:01.867
			<b>10</b>	1 Lap	1:01.997

Weather / Track : Cloudy / Dry

Results can be found at [www.tsl-timing.com](http://www.tsl-timing.com)

Page 4 of 4

Brands Hatch Indy  
 Circuit Length = 1.2079 miles  
 Start: 14:09 Flag 14:25 End: 14:27

Printed - 14:29 Sunday, 18 November 2018

# Dunlop Mini Se7en & Dunlop Mini Miglia

## RACE 13 - LAP ANALYSIS

DIFF = Difference To Personal Best Lap

<b>P1 23 Rupert DEETH</b>				
LAP	LAP TIME	DIFF	MPH	TIME OF DAY
1 -	1:02.655	7.729	69.40	14:10:35.569
2 -	55.930	1.004	77.75	14:11:31.499
3 -	55.652	0.726	78.13	14:12:27.151
4 -	55.164	0.238	78.83	14:13:22.315
5 -	55.513	0.587	78.33	14:14:17.828
6 -	55.099 (3)	0.173	78.92	14:15:12.927
7 -	<b>54.926 (1)</b>		<b>79.17</b>	<b>14:16:07.853</b>
8 -	54.999 (2)	0.073	79.06	14:17:02.852
9 -	55.631	0.705	78.16	14:17:58.483
10 -	55.552	0.626	78.27	14:18:54.035
11 -	55.743	0.817	78.01	14:19:49.778
12 -	56.028	1.102	77.61	14:20:45.806
13 -	55.590	0.664	78.22	14:21:41.396
14 -	55.726	0.800	78.03	14:22:37.122
15 -	55.349	0.423	78.56	14:23:32.471
16 -	55.620	0.694	78.18	14:24:28.091
17 -	55.334	0.408	78.58	14:25:23.425

<b>P2 44 Darren MOON</b>				
LAP	LAP TIME	DIFF	MPH	TIME OF DAY
1 -	1:04.893	9.105	67.01	14:10:37.807
2 -	56.704	0.916	76.68	14:11:34.511
3 -	56.777	0.989	76.59	14:12:31.288
4 -	<b>55.788 (1)</b>		<b>77.94</b>	<b>14:13:27.076</b>
5 -	56.585	0.797	76.85	14:14:23.661
6 -	56.302	0.514	77.23	14:15:19.963
7 -	56.419	0.631	77.07	14:16:16.382
8 -	56.059	0.271	77.57	14:17:12.441
9 -	56.251	0.463	77.30	14:18:08.692
10 -	56.869	1.081	76.46	14:19:05.561
11 -	56.121	0.333	77.48	14:20:01.682
12 -	57.495	1.707	75.63	14:20:59.177
13 -	55.913	0.125	77.77	14:21:55.090
14 -	55.995	0.207	77.66	14:22:51.085
15 -	55.849 (3)	0.061	77.86	14:23:46.934
16 -	55.847 (2)	0.059	77.86	14:24:42.781
17 -	56.204	0.416	77.37	14:25:38.985

<b>P3 37 James CUTHBERTSON</b>				
LAP	LAP TIME	DIFF	MPH	TIME OF DAY
1 -	1:04.631	8.632	67.28	14:10:37.545
2 -	56.729	0.730	76.65	14:11:34.274
3 -	56.646	0.647	76.76	14:12:30.920
4 -	56.036 (2)	0.037	77.60	14:13:26.956
5 -	56.554	0.555	76.89	14:14:23.510
6 -	56.354	0.355	77.16	14:15:19.864
7 -	56.277	0.278	77.27	14:16:16.141
8 -	56.180	0.181	77.40	14:17:12.321
9 -	56.265	0.266	77.28	14:18:08.586
10 -	56.845	0.846	76.49	14:19:05.431
11 -	56.155	0.156	77.43	14:20:01.586
12 -	57.724	1.725	75.33	14:20:59.310
13 -	56.062	0.063	77.56	14:21:55.372
14 -	56.042 (3)	0.043	77.59	14:22:51.414
15 -	56.171	0.172	77.41	14:23:47.585
16 -	56.215	0.216	77.35	14:24:43.800
17 -	<b>55.999 (1)</b>		<b>77.65</b>	<b>14:25:39.799</b>

DIFF = Difference To Personal Best Lap

<b>P4 22 Stuart HORSFALL</b>				
LAP	LAP TIME	DIFF	MPH	TIME OF DAY
1 -	1:06.855	10.076	65.04	14:10:39.769
2 -	57.140	0.361	76.10	14:11:36.909
3 -	56.871 (2)	0.092	76.46	14:12:33.780
4 -	56.938 (3)	0.159	76.37	14:13:30.718
5 -	<b>56.779 (1)</b>		<b>76.58</b>	<b>14:14:27.497</b>
6 -	57.524	0.745	75.59	14:15:25.021
7 -	57.048	0.269	76.22	14:16:22.069
8 -	57.537	0.758	75.57	14:17:19.606
9 -	57.467	0.688	75.67	14:18:17.073
10 -	57.215	0.436	76.00	14:19:14.288
11 -	57.746	0.967	75.30	14:20:12.034
12 -	57.868	1.089	75.14	14:21:09.902
13 -	58.020	1.241	74.95	14:22:07.922
14 -	57.941	1.162	75.05	14:23:05.863
15 -	58.074	1.295	74.88	14:24:03.937
16 -	58.338	1.559	74.54	14:25:02.275
17 -	58.412	1.633	74.44	14:26:00.687

<b>P5 45 Leon WIGHTMAN</b>				
LAP	LAP TIME	DIFF	MPH	TIME OF DAY
1 -	1:09.068	8.774	62.96	14:10:41.982
2 -	1:00.309 (2)	0.015	72.10	14:11:42.291
3 -	1:00.398	0.104	71.99	14:12:42.689
4 -	1:00.417	0.123	71.97	14:13:43.106
5 -	<b>1:00.294 (1)</b>		<b>72.12</b>	<b>14:14:43.400</b>
6 -	1:00.392 (3)	0.098	72.00	14:15:43.792
7 -	1:00.451	0.157	71.93	14:16:44.243
8 -	1:00.773	0.479	71.55	14:17:45.016
9 -	1:00.806	0.512	71.51	14:18:45.822
10 -	1:00.431	0.137	71.95	14:19:46.253
11 -	1:01.743	1.449	70.43	14:20:47.996
12 -	1:00.797	0.503	71.52	14:21:48.793
13 -	1:00.888	0.594	71.41	14:22:49.681
14 -	1:01.684	1.390	70.49	14:23:51.365
15 -	1:00.818	0.524	71.50	14:24:52.183
16 -	1:01.373	1.079	70.85	14:25:53.556

<b>P6 94 Lee ROBERTS</b>				
LAP	LAP TIME	DIFF	MPH	TIME OF DAY
1 -	1:09.661	8.756	62.42	14:10:42.575
2 -	1:01.087 (3)	0.182	71.18	14:11:43.662
3 -	<b>1:00.905 (1)</b>		<b>71.39</b>	<b>14:12:44.567</b>
4 -	1:00.945 (2)	0.040	71.35	14:13:45.512
5 -	1:01.180	0.275	71.07	14:14:46.692
6 -	1:01.224	0.319	71.02	14:15:47.916
7 -	1:01.730	0.825	70.44	14:16:49.646
8 -	1:01.329	0.424	70.90	14:17:50.975
9 -	1:01.429	0.524	70.79	14:18:52.404
10 -	1:01.954	1.049	70.19	14:19:54.358
11 -	1:01.553	0.648	70.64	14:20:55.911
12 -	1:02.649	1.744	69.41	14:21:58.560
13 -	1:01.285	0.380	70.95	14:22:59.845
14 -	1:01.558	0.653	70.64	14:24:01.403
15 -	1:02.382	1.477	69.70	14:25:03.785
16 -	1:01.867	0.962	70.28	14:26:05.652

Weather / Track : Cloudy / Dry

Brands Hatch Indy  
Circuit Length = 1.2079 miles  
Start: 14:09 Flag 14:25 End: 14:27

# Dunlop Mini Se7en & Dunlop Mini Miglia

## RACE 13 - LAP ANALYSIS

DIFF = Difference To Personal Best Lap

<b>P7 10 Nigel DAVIES</b>				
LAP	LAP TIME	DIFF	MPH	TIME OF DAY
1 -	1:11.688	9.834	60.66	14:10:44.602
2 -	1:03.865	2.011	68.09	14:11:48.467
3 -	1:02.705	0.851	69.35	14:12:51.172
4 -	1:01.975 (2)	0.121	70.16	14:13:53.147
5 -	1:01.992 (3)	0.138	70.14	14:14:55.139
6 -	1:02.158	0.304	69.96	14:15:57.297
7 -	1:02.651	0.797	69.40	14:16:59.948
8 -	1:02.661	0.807	69.39	14:18:02.609
9 -	1:02.210	0.356	69.90	14:19:04.819
10 -	1:02.139	0.285	69.98	14:20:06.958
11 -	1:02.551	0.697	69.52	14:21:09.509
12 -	1:02.010	0.156	70.12	14:22:11.519
<b>13 -</b>	<b>1:01.854 (1)</b>		<b>70.30</b>	<b>14:23:13.373</b>
14 -	1:02.278	0.424	69.82	14:24:15.651
15 -	1:02.525	0.671	69.54	14:25:18.176
16 -	1:01.997	0.143	70.14	14:26:20.173

<b>P8 701 Jonnie KENT</b>				
LAP	LAP TIME	DIFF	MPH	TIME OF DAY
1 -	1:12.755	10.476	59.77	14:10:45.669
2 -	1:02.967	0.688	69.06	14:11:48.636
3 -	1:03.562	1.283	68.41	14:12:52.198
4 -	1:02.531	0.252	69.54	14:13:54.729
5 -	1:02.774	0.495	69.27	14:14:57.503
6 -	1:02.438	0.159	69.64	14:15:59.941
7 -	1:02.433	0.154	69.65	14:17:02.374
8 -	1:02.822	0.543	69.22	14:18:05.196
9 -	1:03.515	1.236	68.46	14:19:08.711
10 -	1:02.341 (2)	0.062	69.75	14:20:11.052
11 -	1:02.737	0.458	69.31	14:21:13.789
12 -	1:02.365 (3)	0.086	69.72	14:22:16.154
<b>13 -</b>	<b>1:02.279 (1)</b>		<b>69.82</b>	<b>14:23:18.433</b>
14 -	1:02.649	0.370	69.41	14:24:21.082
15 -	1:02.389	0.110	69.70	14:25:23.471

<b>P9 746 Michael DRYDEN</b>				
LAP	LAP TIME	DIFF	MPH	TIME OF DAY
1 -	1:12.027	9.943	60.37	14:10:44.941
2 -	1:03.365	1.281	68.62	14:11:48.306
3 -	1:03.734	1.650	68.23	14:12:52.040
4 -	1:02.501	0.417	69.57	14:13:54.541
5 -	1:02.680	0.596	69.37	14:14:57.221
6 -	1:02.500	0.416	69.57	14:15:59.721
7 -	1:02.513	0.429	69.56	14:17:02.234
8 -	1:02.797	0.713	69.24	14:18:05.031
9 -	1:03.481	1.397	68.50	14:19:08.512
10 -	1:02.375 (2)	0.291	69.71	14:20:10.887
11 -	1:03.127	1.043	68.88	14:21:14.014
12 -	1:02.869	0.785	69.16	14:22:16.883
13 -	1:02.513	0.429	69.56	14:23:19.396
<b>14 -</b>	<b>1:02.084 (1)</b>		<b>70.04</b>	<b>14:24:21.480</b>
15 -	1:02.416 (3)	0.332	69.67	14:25:23.896

Weather / Track : Cloudy / Dry