



Mini Miglia Championship

Rockingham

30th September / 1st October 2017



Results Provided by Timing Solutions Ltd
www.tsl-timing.com

BARC Pickup Racing @ Rockingham - 30th September / 1st October 2017

Dunlop Mini Miglia Championship

QUALIFYING - RACE 5 - CLASSIFICATION

POS	NO	CL	PIC NAME	ENTRY	TIME	ON	LAPS	GAP	DIFF	MPH
1	23	M	1 Rupert DEETH	Mini Miglia 1293	1:33.498	5	8			74.69
2	11	M	2 Kane ASTIN	Mini Miglia 1293	1:33.720	3	8	0.222	0.222	74.51
3	21	M	3 Aaron SMITH	Mini Miglia 1293	1:34.302	4	10	0.804	0.582	74.05
4	83	M	4 Colin PEACOCK	Mini Miglia 1293	1:34.834	6	8	1.336	0.532	73.64
5	81	M	5 Alfie BROWN	Mini Miglia 1293	1:35.118	9	10	1.620	0.284	73.42
6	29	M	6 Dave DREW	Mini Miglia 1293	1:35.243	4	11	1.745	0.125	73.32
7	85	M	7 Sam SUMMERHAYES	Mini Miglia 1293	1:35.593	4	11	2.095	0.350	73.05
8	15	M	8 Gordon POCOCK	Mini Miglia 1293	1:35.933	8	11	2.435	0.340	72.80
9	20	M	9 Mark SIMS	Mini Miglia 1293	1:36.205	4	6	2.707	0.272	72.59
10	92	M	10 Jason PORTER	Mini Miglia 1293	1:36.933	4	6	3.435	0.728	72.04
11	108	L	1 Kieren McDONALD	Mini Libre 1293	1:37.517	6	9	4.019	0.584	71.61
12	37	M	11 James CUTHBERTSON	Mini Miglia 1293	1:38.004	7	9	4.506	0.487	71.26
13	126	L	2 Peter HILLS	Mini Libre 1380	1:38.232	10	10	4.734	0.228	71.09
14	149	L	3 Gary WARBURTON	Rover Mini Libre 1300	1:38.521	10	10	5.023	0.289	70.88
15	177	L	4 Peter CREWES	Austin Britax Cooper S 1380	1:42.378	4	6	8.880	3.857	68.21
16	27	M	12 Peter HARRIES	Mini Miglia 1292	1:44.608	6	7	11.110	2.230	66.76
17	797	MS	1 James BURROWS	Mini Miglia S 1293	1:44.629	5	10	11.131	0.021	66.75

Weather / Track : Bright / Dry

These results are provisional until the conclusion of any judicial and technical matters.

Rockingham ISS

Circuit Length = 1.9400 miles

Start: 09:00 Flag 09:28 End: 09:30

Clerk Of Course :		Timekeeper :	
-------------------	--	--------------	--

BARC Pickup Racing @ Rockingham - 30th September / 1st October 2017

Dunlop Mini Miglia Championship

QUALIFYING - RACE 5 - LAP ANALYSIS

DIFF = Difference To Personal Best Lap

P1 23 Rupert DEETH				
LAP	LAP TIME	DIFF	MPH	TIME OF DAY
1 -				09:02:34.842
2 -	1:35.445	1.947	73.17	09:04:10.287
3 -	1:33.938 (2)	0.440	74.34	09:05:44.225
4 -	1:35.096	1.598	73.44	09:07:19.321
5 -	1:33.498 (1)		74.69	09:08:52.819
6 -	1:35.072	1.574	73.46	09:10:27.891
7 -	1:51.795	18.297	62.47	09:12:19.686
8 -	1:35.054 (3)	1.556	73.47	09:13:54.740

P2 11 Kane ASTIN				
LAP	LAP TIME	DIFF	MPH	TIME OF DAY
1 -				09:02:39.823
2 -	1:36.203	2.483	72.59	09:04:16.026
3 -	1:33.720 (1)		74.51	09:05:49.746
4 -	1:34.748 (3)	1.028	73.71	09:07:24.494
5 -	1:34.805	1.085	73.66	09:08:59.299
6 -	1:44.632	10.912	66.74	09:10:43.931
7 -	1:39.516	5.796	70.17	09:12:23.447
8 -	1:33.873 (2)	0.153	74.39	09:13:57.320

P3 21 Aaron SMITH				
LAP	LAP TIME	DIFF	MPH	TIME OF DAY
1 -				09:02:42.099
2 -	1:36.058	1.756	72.70	09:04:18.157
3 -	1:34.432 (2)	0.130	73.95	09:05:52.589
4 -	1:34.302 (1)		74.05	09:07:26.891
5 -	1:38.735	4.433	70.73	09:09:05.626
6 -	1:36.292	1.990	72.52	09:10:41.918
7 -	1:34.814 (3)	0.512	73.66	09:12:16.732
8 -	1:35.118	0.816	73.42	09:13:51.850
9 -	13:27.981	11:53.679	8.64	09:27:19.831
10 -	1:34.844	0.542	73.63	09:28:54.675

P4 83 Colin PEACOCK				
LAP	LAP TIME	DIFF	MPH	TIME OF DAY
1 -				09:03:11.653
2 -	1:36.134	1.300	72.64	09:04:47.787
3 -	1:35.277	0.443	73.30	09:06:23.064
4 -	1:35.528	0.694	73.10	09:07:58.592
5 -	1:35.180 (3)	0.346	73.37	09:09:33.772
6 -	1:34.834 (1)		73.64	09:11:08.606
7 -	1:35.221	0.387	73.34	09:12:43.827
8 -	1:35.013 (2)	0.179	73.50	09:14:18.840

P5 81 Alfie BROWN				
LAP	LAP TIME	DIFF	MPH	TIME OF DAY
1 -				09:02:36.743
2 -	1:45.082 P	9.964	66.46	09:04:21.825
3 -	5:05.143	3:30.025	22.88	09:09:26.968
4 -	1:37.029	1.911	71.97	09:11:03.997
5 -	1:35.764 (3)	0.646	72.92	09:12:39.761
6 -	1:39.780	4.662	69.99	09:14:19.541
7 -	11:09.529	9:34.411	10.43	09:25:29.070
8 -	1:35.334 (2)	0.216	73.25	09:27:04.404
9 -	1:35.118 (1)		73.42	09:28:39.522
10 -	1:36.127	1.009	72.65	09:30:15.649

DIFF = Difference To Personal Best Lap

P6 29 Dave DREW				
LAP	LAP TIME	DIFF	MPH	TIME OF DAY
1 -				09:02:38.982
2 -	1:37.886	2.643	71.34	09:04:16.868
3 -	1:35.491 (2)	0.248	73.13	09:05:52.359
4 -	1:35.243 (1)		73.32	09:07:27.602
5 -	1:36.049	0.806	72.71	09:09:03.651
6 -	1:36.203	0.960	72.59	09:10:39.854
7 -	1:36.719	1.476	72.20	09:12:16.573
8 -	1:36.484	1.241	72.38	09:13:53.057
9 -	11:49.815	10:14.572	9.83	09:25:42.872
10 -	1:35.498 (3)	0.255	73.13	09:27:18.370
11 -	1:37.272	2.029	71.79	09:28:55.642

P7 85 Sam SUMMERHAYES				
LAP	LAP TIME	DIFF	MPH	TIME OF DAY
1 -				09:02:38.259
2 -	1:37.573	1.980	71.57	09:04:15.832
3 -	1:35.785 (2)	0.192	72.91	09:05:51.617
4 -	1:35.593 (1)		73.05	09:07:27.210
5 -	1:37.257	1.664	71.80	09:09:04.467
6 -	1:40.026	4.433	69.82	09:10:44.493
7 -	1:39.900	4.307	69.90	09:12:24.393
8 -	1:37.058	1.465	71.95	09:14:01.451
9 -	12:20.569	10:44.976	9.43	09:26:22.020
10 -	1:36.496	0.903	72.37	09:27:58.516
11 -	1:36.039 (3)	0.446	72.72	09:29:34.555

P8 15 Gordon POCOCK				
LAP	LAP TIME	DIFF	MPH	TIME OF DAY
1 -				09:02:53.602
2 -	1:40.622	4.689	69.40	09:04:34.224
3 -	1:36.624	0.691	72.28	09:06:10.848
4 -	1:36.604	0.671	72.29	09:07:47.452
5 -	1:43.209	7.276	67.66	09:09:30.661
6 -	1:36.335 (2)	0.402	72.49	09:11:06.996
7 -	1:37.788	1.855	71.41	09:12:44.784
8 -	1:35.933 (1)		72.80	09:14:20.717
9 -	11:17.507	9:41.574	10.30	09:25:38.224
10 -	1:36.356 (3)	0.423	72.48	09:27:14.580
11 -	1:36.962	1.029	72.02	09:28:51.542

P9 20 Mark SIMS				
LAP	LAP TIME	DIFF	MPH	TIME OF DAY
1 -				09:02:50.895
2 -	1:42.627	6.422	68.05	09:04:33.522
3 -	1:38.612 (3)	2.407	70.82	09:06:12.134
4 -	1:36.205 (1)		72.59	09:07:48.339
5 -	1:36.207 (2)	0.002	72.59	09:09:24.546
6 -	1:38.264 P	2.059	71.07	09:11:02.810

P10 92 Jason PORTER				
LAP	LAP TIME	DIFF	MPH	TIME OF DAY
1 -				09:02:41.042
2 -	2:06.136	29.203	55.36	09:04:47.178
3 -	1:38.538 (2)	1.605	70.87	09:06:25.716
4 -	1:36.933 (1)		72.04	09:08:02.649
5 -	1:39.354 (3)	2.421	70.29	09:09:42.003
6 -	3:24.644 P	1:47.711	34.12	09:13:06.647

Weather / Track : Bright / Dry

Rockingham ISS

Circuit Length = 1.9400 miles

Start: 09:00 Flag 09:28 End: 09:30

BARC Pickup Racing @ Rockingham - 30th September / 1st October 2017

Dunlop Mini Miglia Championship

QUALIFYING - RACE 5 - LAP ANALYSIS

DIFF = Difference To Personal Best Lap

P11 108 Kieren McDONALD				
LAP	LAP TIME	DIFF	MPH	TIME OF DAY
1 -				09:03:11.213
2 -	1:44.840	7.323	66.61	09:04:56.053
3 -	1:39.677	2.160	70.06	09:06:35.730
4 -	1:37.539 (2)	0.022	71.60	09:08:13.269
5 -	1:37.594 (3)	0.077	71.56	09:09:50.863
6 -	1:37.517 (1)		71.61	09:11:28.380
7 -	1:37.881	0.364	71.35	09:13:06.261
8 -	14:53.508	13:15.991	7.81	09:27:59.769
9 -	1:37.903	0.386	71.33	09:29:37.672

P12 37 James CUTHBERTSON				
LAP	LAP TIME	DIFF	MPH	TIME OF DAY
1 -				09:03:30.934
2 -	1:52.766	14.762	61.93	09:05:23.700
3 -	1:39.589 (2)	1.585	70.12	09:07:03.289
4 -	1:59.460	21.456	58.46	09:09:02.749
5 -	1:40.589	2.585	69.43	09:10:43.338
6 -	1:39.628 (3)	1.624	70.10	09:12:22.966
7 -	1:38.004 (1)		71.26	09:14:00.970
8 -	13:11.297	11:33.293	8.82	09:27:12.267
9 -	1:41.231	3.227	68.99	09:28:53.498

P13 126 Peter HILLS				
LAP	LAP TIME	DIFF	MPH	TIME OF DAY
1 -				09:03:15.538
2 -	1:43.352	5.120	67.57	09:04:58.890
3 -	1:39.591 (3)	1.359	70.12	09:06:38.481
4 -	1:55.925	17.693	60.24	09:08:34.406
5 -	1:40.939	2.707	69.19	09:10:15.345
6 -	1:44.695	6.463	66.70	09:12:00.040
7 -	1:42.815	4.583	67.92	09:13:42.855
8 -	12:04.992	10:26.760	9.63	09:25:47.847
9 -	1:39.590 (2)	1.358	70.12	09:27:27.437
10 -	1:38.232 (1)		71.09	09:29:05.669

P14 149 Gary WARBURTON				
LAP	LAP TIME	DIFF	MPH	TIME OF DAY
1 -				09:03:10.433
2 -	1:43.312	4.791	67.60	09:04:53.745
3 -	1:42.942	4.421	67.84	09:06:36.687
4 -	1:39.302 (2)	0.781	70.33	09:08:15.989
5 -	1:40.895	2.374	69.22	09:09:56.884
6 -	1:44.091	5.570	67.09	09:11:40.975
7 -	1:40.361	1.840	69.58	09:13:21.336
8 -	12:11.710	10:33.189	9.54	09:25:33.046
9 -	1:39.361 (3)	0.840	70.28	09:27:12.407
10 -	1:38.521 (1)		70.88	09:28:50.928

P15 177 Peter CREWES				
LAP	LAP TIME	DIFF	MPH	TIME OF DAY
1 -				09:03:21.627
2 -	1:46.253	3.875	65.72	09:05:07.880
3 -	1:48.911	6.533	64.12	09:06:56.791
4 -	1:42.378 (1)		68.21	09:08:39.169
5 -	1:43.900 (2)	1.522	67.21	09:10:23.069
6 -	1:46.204 (3)	3.826	65.76	09:12:09.273

DIFF = Difference To Personal Best Lap

P16 27 Peter HARRIES				
LAP	LAP TIME	DIFF	MPH	TIME OF DAY
1 -				09:03:15.203
2 -	1:51.797	7.189	62.47	09:05:07.000
3 -	1:46.597 (3)	1.989	65.51	09:06:53.597
4 -	1:45.676 (2)	1.068	66.08	09:08:39.273
5 -	1:46.625	2.017	65.50	09:10:25.898
6 -	1:44.608 (1)		66.76	09:12:10.506
7 -	1:47.348	2.740	65.05	09:13:57.854

P17 797 James BURROWS				
LAP	LAP TIME	DIFF	MPH	TIME OF DAY
1 -				09:03:15.639
2 -	1:51.146	6.517	62.83	09:05:06.785
3 -	1:49.476	4.847	63.79	09:06:56.261
4 -	1:46.341	1.712	65.67	09:08:42.602
5 -	1:44.629 (1)		66.75	09:10:27.231
6 -	1:47.091	2.462	65.21	09:12:14.322
7 -	1:45.894 (3)	1.265	65.95	09:14:00.216
8 -	11:39.392	9:54.763	9.98	09:25:39.608
9 -	2:08.419	23.790	54.38	09:27:48.027
10 -	1:45.638 (2)	1.009	66.11	09:29:33.665

Weather / Track : Bright / Dry

Rockingham ISS

Circuit Length = 1.9400 miles


Start: 09:00 Flag 09:28 End: 09:30

BARC Pickup Racing @ Rockingham - 30th September / 1st October 2017

Dunlop Mini Miglia Championship

RACE 5 - GRID (20 minutes)

ROW 10	20	1:42.378	177 Peter CREWES	19	1:38.521	149 Gary WARBURTON		
ROW 9			18	1:38.232	126 Peter HILLS	17	1:37.517	108 Kieren McDONALD
ROW 8								
ROW 7						13	1:44.629	797 James BURROWS
ROW 6	12	1:44.608	27 Peter HARRIES	11	1:38.004	37 James CUTHBERTSON		
ROW 5			10	1:36.933	92 Jason PORTER	9	1:36.205	20 Mark SIMS
ROW 4	8	1:35.933	15 Gordon POCOCK	7	1:35.593	85 Sam SUMMERHAYES		
ROW 3			6	1:35.243	29 Dave DREW	5	1:35.118	81 Alfie BROWN
ROW 2	4	1:34.834	83 Colin PEACOCK	3	1:34.302	21 Aaron SMITH		
ROW 1			2	1:33.720	11 Kane ASTIN	1	1:33.498	23 Rupert DEETH
								Pole



Rockingham ISS
Circuit Length = 1.9400 miles


These results are provisional until the conclusion of any judicial and technical matters.

Clerk Of Course :		Timekeeper :	
-------------------	--	--------------	--

BARC Pickup Racing @ Rockingham - 30th September / 1st October 2017

Dunlop Mini Miglia Championship

RACE 1 (CASTLE COMBE ROUND) - GRID (20 minutes)

ROW 8	15	149 Gary WARBURTON			
ROW 7	14	126 Peter HILLS	13	177 Peter CREWES	
ROW 6					
ROW 5			9	11 Kane ASTIN	
ROW 4	8	37 James CUTHBERTSON	7	81 Alfie BROWN	
ROW 3		6	92 Jason PORTER	5	83 Colin PEACOCK
ROW 2	4	29 Dave DREW	3	23 Rupert DEETH	
ROW 1		2	85 Sam SUMMERHAYES	1	21 Aaron SMITH
Pole					
					

Rockingham ISS
Circuit Length = 1.9400 miles

These results are provisional until the conclusion of any judicial and technical matters.

Clerk Of Course :		Timekeeper :
-------------------	--	--------------

BARC Pickup Racing @ Rockingham - 30th September / 1st October 2017

Dunlop Mini Miglia Championship

RACE 1 (CASTLE COMBE ROUND) - CLASSIFICATION

POS	NO	CL	PIC NAME	ENTRY	LAPS	TIME	GAP	DIFF	MPH	BEST	ON
1	23	M	1 Rupert DEETH	Mini Miglia 1293	13	20:43.385			73.01	1:34.260	6
2	11	M	2 Kane ASTIN	Mini Miglia 1293	13	20:51.559	8.174	8.174	72.54	1:34.683	4
3	21	M	3 Aaron SMITH	Mini Miglia 1293	13	20:51.816	8.431	0.257	72.52	1:35.075	5
4	29	M	4 Dave DREW	Mini Miglia 1293	13	20:59.070	15.685	7.254	72.11	1:35.094	2
5	81	M	5 Alfie BROWN	Mini Miglia 1293	13	21:05.637	22.252	6.567	71.73	1:35.202	6
6	37	M	6 James CUTHBERTSON	Mini Miglia 1293	13	21:45.856	1:02.471	40.219	69.52	1:38.572	7
7	126	L	1 Peter HILLS	Mini Libre 1380	13	22:01.098	1:17.713	15.242	68.72	1:38.574	3
8	177	L	2 Peter CREWES	Austin Britax Cooper S 1380	12	22:19.661	1 Lap	1 Lap	62.55	1:46.503	2

NOT CLASSIFIED

DNF	92	M	Jason PORTER	Mini Miglia 1293	8	13:30.874	5 Laps	4 Laps	68.90	1:38.795	5
DNF	85	M	Sam SUMMERHAYES	Mini Miglia 1293	7	11:15.814	6 Laps	1 Lap	72.33	1:34.909	5
DNF	83	M	Colin PEACOCK	Mini Miglia 1293	7	11:16.414	6 Laps	0.600	72.27	1:34.735	4
DNF	149	L	Gary WARBURTON	Rover Mini Libre 1300	3	5:02.130	10 Laps	4 Laps	69.34	1:37.474	2

FASTEST LAP

	23	M	Rupert DEETH	Mini Miglia 1293	6	1:34.260		74.09 mph		119.24 kph	
	149	L	Gary WARBURTON	Rover Mini Libre 1300	2	1:37.474		71.64 mph		115.30 kph	

Weather / Track : Cloudy / Dry

These results are provisional until the conclusion of any judicial and technical matters.

Rockingham ISS

Circuit Length = 1.9400 miles

Start: 11:09 Flag 11:30 End: 11:32

Clerk Of Course :		Timekeeper :	
-------------------	--	--------------	--

BARC Pickup Racing @ Rockingham - 30th September / 1st October 2017

Dunlop Mini Miglia Championship

RACE 1 (CASTLE COMBE ROUND) - LAP CHART

LAP 1 @ 11:11:26.497			LAP 2 @ 11:13:00.988			LAP 3 @ 11:14:35.351			LAP 4 @ 11:16:10.244			LAP 5 @ 11:17:45.161		
NO	BEHIND	LAP TIME	NO	BEHIND	LAP TIME	NO	BEHIND	LAP TIME	NO	BEHIND	LAP TIME	NO	BEHIND	LAP TIME
21		1:42.162	23		1:34.295	23		1:34.363	23		1:34.893	23		1:34.917
23	0.196	1:42.358	21	0.792	1:35.283	21	1.831	1:35.402	83	2.166	1:34.735	83	2.376	1:35.127
85	0.584	1:42.746	85	1.212	1:35.119	83	2.324	1:35.204	21	2.403	1:35.465	21	2.561	1:35.075
83	1.108	1:43.270	83	1.483	1:34.866	85	2.549	1:35.700	85	2.983	1:35.327	85	2.975	1:34.909
11	1.577	1:43.739	11	1.807	1:34.721	11	3.324	1:35.880	11	3.114	1:34.683	11	3.574	1:35.377
29	2.372	1:44.534	29	2.975	1:35.094	29	3.975	1:35.363	29	4.862	1:35.780	29	6.028	1:36.083
149	4.597	1:46.759	149	7.580	1:37.474	149	11.114	1:37.897	81	12.438	1:35.436	81	12.937	1:35.416
37	4.621	1:46.783	92	9.863	1:39.105	81	11.895	1:35.309	126	19.681	1:39.263	126	24.441	1:39.677
92	5.249	1:47.411	81	10.949	1:36.982	126	15.311	1:38.574	37	21.224	1:39.639	37	25.054	1:38.747
126	5.392	1:47.554	126	11.100	1:40.199	92	16.300	1:40.800	92	21.599	1:40.192	92	25.477	1:38.795
81	8.458	1:50.620	37	11.999	1:41.869	37	16.478	1:38.842	177	54.584	1:52.545	177	1:10.667	1:51.000
177	10.680	1:52.842	177	22.692	1:46.503	177	36.932	1:48.603						

Weather / Track : Cloudy / Dry

Results can be found at www.tsl-timing.com

Page 1 of 3

Rockingham ISS

Circuit Length = 1.9400 miles

Start: 11:09 Flag 11:30 End: 11:32

Printed - 11:33 Saturday, 30 September 2017

BARC Pickup Racing @ Rockingham - 30th September / 1st October 2017

Dunlop Mini Miglia Championship

RACE 1 (CASTLE COMBE ROUND) - LAP ANALYSIS

DIFF = Difference To Personal Best Lap

P1 23 Rupert DEETH				
LAP	LAP TIME	DIFF	MPH	TIME OF DAY
1 -	1:42.358	8.098	68.23	11:11:26.693
2 -	1:34.295 (2)	0.035	74.06	11:13:00.988
3 -	1:34.363 (3)	0.103	74.01	11:14:35.351
4 -	1:34.893	0.633	73.59	11:16:10.244
5 -	1:34.917	0.657	73.58	11:17:45.161
6 -	1:34.260 (1)		74.09	11:19:19.421
7 -	1:34.533	0.273	73.87	11:20:53.954
8 -	1:35.261	1.001	73.31	11:22:29.215
9 -	1:36.208	1.948	72.59	11:24:05.423
10 -	1:35.856	1.596	72.85	11:25:41.279
11 -	1:35.141	0.881	73.40	11:27:16.420
12 -	1:35.086	0.826	73.44	11:28:51.506
13 -	1:36.214	1.954	72.58	11:30:27.720

P2 11 Kane ASTIN				
LAP	LAP TIME	DIFF	MPH	TIME OF DAY
1 -	1:43.739	9.056	67.32	11:11:28.074
2 -	1:34.721 (2)	0.038	73.73	11:13:02.795
3 -	1:35.880	1.197	72.84	11:14:38.675
4 -	1:34.683 (1)		73.76	11:16:13.358
5 -	1:35.377 (3)	0.694	73.22	11:17:48.735
6 -	1:35.440	0.757	73.17	11:19:24.175
7 -	1:35.742	1.059	72.94	11:20:59.917
8 -	1:36.063	1.380	72.70	11:22:35.980
9 -	1:36.236	1.553	72.57	11:24:12.216
10 -	1:35.932	1.249	72.80	11:25:48.148
11 -	1:35.573	0.890	73.07	11:27:23.721
12 -	1:36.263	1.580	72.55	11:28:59.984
13 -	1:35.910	1.227	72.81	11:30:35.894

P3 21 Aaron SMITH				
LAP	LAP TIME	DIFF	MPH	TIME OF DAY
1 -	1:42.162	7.087	68.36	11:11:26.497
2 -	1:35.283 (2)	0.208	73.29	11:13:01.780
3 -	1:35.402 (3)	0.327	73.20	11:14:37.182
4 -	1:35.465	0.390	73.15	11:16:12.647
5 -	1:35.075 (1)		73.45	11:17:47.722
6 -	1:36.820	1.745	72.13	11:19:24.542
7 -	1:35.768	0.693	72.92	11:21:00.310
8 -	1:35.794	0.719	72.90	11:22:36.104
9 -	1:36.543	1.468	72.34	11:24:12.647
10 -	1:35.967	0.892	72.77	11:25:48.614
11 -	1:35.457	0.382	73.16	11:27:24.071
12 -	1:36.137	1.062	72.64	11:29:00.208
13 -	1:35.943	0.868	72.79	11:30:36.151

P4 29 Dave DREW				
LAP	LAP TIME	DIFF	MPH	TIME OF DAY
1 -	1:44.534	9.440	66.81	11:11:28.869
2 -	1:35.094 (1)		73.44	11:13:03.963
3 -	1:35.363 (2)	0.269	73.23	11:14:39.326
4 -	1:35.780	0.686	72.91	11:16:15.106
5 -	1:36.083	0.989	72.68	11:17:51.189
6 -	1:35.688 (3)	0.594	72.98	11:19:26.877
7 -	1:35.723	0.629	72.96	11:21:02.600
8 -	1:36.241	1.147	72.56	11:22:38.841
9 -	1:37.425	2.331	71.68	11:24:16.266
10 -	1:36.735	1.641	72.19	11:25:53.001
11 -	1:36.760	1.666	72.17	11:27:29.761

DIFF = Difference To Personal Best Lap

12 -	1:36.553	1.459	72.33	11:29:06.314
13 -	1:37.091	1.997	71.93	11:30:43.405

P5 81 Alfie BROWN				
LAP	LAP TIME	DIFF	MPH	TIME OF DAY
1 -	1:50.620	15.418	63.13	11:11:34.955
2 -	1:36.982	1.780	72.01	11:13:11.937
3 -	1:35.309 (2)	0.107	73.27	11:14:47.246
4 -	1:35.436	0.234	73.17	11:16:22.682
5 -	1:35.416 (3)	0.214	73.19	11:17:58.098
6 -	1:35.202 (1)		73.35	11:19:33.300
7 -	1:35.447	0.245	73.17	11:21:08.747
8 -	1:36.935	1.733	72.04	11:22:45.682
9 -	1:38.188	2.986	71.12	11:24:23.870
10 -	1:36.921	1.719	72.05	11:26:00.791
11 -	1:36.255	1.053	72.55	11:27:37.046
12 -	1:36.009	0.807	72.74	11:29:13.055
13 -	1:36.917	1.715	72.06	11:30:49.972

P6 37 James CUTHBERTSON				
LAP	LAP TIME	DIFF	MPH	TIME OF DAY
1 -	1:46.783	8.211	65.40	11:11:31.118
2 -	1:41.869	3.297	68.55	11:13:12.987
3 -	1:38.842 (3)	0.270	70.65	11:14:51.829
4 -	1:39.639	1.067	70.09	11:16:31.468
5 -	1:38.747 (2)	0.175	70.72	11:18:10.215
6 -	1:39.104	0.532	70.47	11:19:49.319
7 -	1:38.572 (1)		70.85	11:21:27.891
8 -	1:39.729	1.157	70.02	11:23:07.620
9 -	1:41.785	3.213	68.61	11:24:49.405
10 -	1:39.800	1.228	69.97	11:26:29.205
11 -	1:41.057	2.485	69.10	11:28:10.262
12 -	1:40.526	1.954	69.47	11:29:50.788
13 -	1:39.403	0.831	70.25	11:31:30.191

P7 126 Peter HILLS				
LAP	LAP TIME	DIFF	MPH	TIME OF DAY
1 -	1:47.554	8.980	64.93	11:11:31.889
2 -	1:40.199	1.625	69.70	11:13:12.088
3 -	1:38.574 (1)		70.85	11:14:50.662
4 -	1:39.263 (3)	0.689	70.35	11:16:29.925
5 -	1:39.677	1.103	70.06	11:18:09.602
6 -	1:39.141 (2)	0.567	70.44	11:19:48.743
7 -	1:40.474	1.900	69.51	11:21:29.217
8 -	1:44.332	5.758	66.94	11:23:13.549
9 -	1:42.769	4.195	67.95	11:24:56.318
10 -	1:43.752	5.178	67.31	11:26:40.070
11 -	1:41.896	3.322	68.54	11:28:21.966
12 -	1:41.552	2.978	68.77	11:30:03.518
13 -	1:41.915	3.341	68.52	11:31:45.433

P8 177 Peter CREWES				
LAP	LAP TIME	DIFF	MPH	TIME OF DAY
1 -	1:52.842	6.339	61.89	11:11:37.177
2 -	1:46.503 (1)		65.57	11:13:23.680
3 -	1:48.603 (2)	2.100	64.30	11:15:12.283
4 -	1:52.545	6.042	62.05	11:17:04.828
5 -	1:51.000	4.497	62.91	11:18:55.828
6 -	1:51.522	5.019	62.62	11:20:47.350
7 -	1:55.176	8.673	60.63	11:22:42.526
8 -	1:52.897	6.394	61.86	11:24:35.423

Rockingham ISS

Circuit Length = 1.9400 miles

Start: 11:09 Flag 11:30 End: 11:32

Weather / Track : Cloudy / Dry

BARC Pickup Racing @ Rockingham - 30th September / 1st October 2017

Dunlop Mini Miglia Championship

RACE 1 (CASTLE COMBE ROUND) - LAP ANALYSIS

DIFF = Difference To Personal Best Lap

9 -	1:51.222	4.719	62.79	11:26:26.645
10 -	1:52.138	5.635	62.28	11:28:18.783
11 -	1:50.912 (3)	4.409	62.96	11:30:09.695
12 -	1:54.301	7.798	61.10	11:32:03.996

P9 92 Jason PORTER				
LAP	LAP TIME	DIFF	MPH	TIME OF DAY
1 -	1:47.411	8.616	65.02	11:11:31.746
2 -	1:39.105 (3)	0.310	70.47	11:13:10.851
3 -	1:40.800	2.005	69.28	11:14:51.651
4 -	1:40.192	1.397	69.70	11:16:31.843
5 -	1:38.795 (1)		70.69	11:18:10.638
6 -	1:39.151	0.356	70.43	11:19:49.789
7 -	1:38.897 (2)	0.102	70.61	11:21:28.686
8 -	1:46.523 P	7.728	65.56	11:23:15.209

P10 85 Sam SUMMERHAYES				
LAP	LAP TIME	DIFF	MPH	TIME OF DAY
1 -	1:42.746	7.837	67.97	11:11:27.081
2 -	1:35.119 (2)	0.210	73.42	11:13:02.200
3 -	1:35.700	0.791	72.97	11:14:37.900
4 -	1:35.327 (3)	0.418	73.26	11:16:13.227
5 -	1:34.909 (1)		73.58	11:17:48.136
6 -	1:35.870	0.961	72.84	11:19:24.006
7 -	1:36.143	1.234	72.64	11:21:00.149

P11 83 Colin PEACOCK				
LAP	LAP TIME	DIFF	MPH	TIME OF DAY
1 -	1:43.270	8.535	67.62	11:11:27.605
2 -	1:34.866 (2)	0.131	73.61	11:13:02.471
3 -	1:35.204	0.469	73.35	11:14:37.675
4 -	1:34.735 (1)		73.72	11:16:12.410
5 -	1:35.127 (3)	0.392	73.41	11:17:47.537
6 -	1:37.290	2.555	71.78	11:19:24.827
7 -	1:35.922	1.187	72.80	11:21:00.749

P12 149 Gary WARBURTON				
LAP	LAP TIME	DIFF	MPH	TIME OF DAY
1 -	1:46.759 (3)	9.285	65.41	11:11:31.094
2 -	1:37.474 (1)		71.64	11:13:08.568
3 -	1:37.897 (2)	0.423	71.34	11:14:46.465

Weather / Track : Cloudy / Dry

BARC Pickup Racing @ Rockingham - 30th September / 1st October 2017

Dunlop Mini Miglia Championship

RACE 1 (CASTLE COMBE ROUND) - LAP CHART

LAP 6 @ 11:19:19.421			LAP 7 @ 11:20:53.954			LAP 8 @ 11:22:29.215			LAP 9 @ 11:24:05.423			LAP 10 @ 11:25:41.279		
NO	BEHIND	LAP TIME	NO	BEHIND	LAP TIME	NO	BEHIND	LAP TIME	NO	BEHIND	LAP TIME	NO	BEHIND	LAP TIME
23		1:34.260	23		1:34.533	23		1:35.261	23		1:36.208	23		1:35.856
85	4.585	1:35.870	11	5.963	1:35.742	11	6.765	1:36.063	11	6.793	1:36.236	11	6.869	1:35.932
11	4.754	1:35.440	85	6.195	1:36.143	21	6.889	1:35.794	21	7.224	1:36.543	21	7.335	1:35.967
21	5.121	1:36.820	21	6.356	1:35.768	29	9.626	1:36.241	29	10.843	1:37.425	29	11.722	1:36.735
83	5.406	1:37.290	83	6.795	1:35.922	177	1 Lap	1:55.176	81	18.447	1:38.188	81	19.512	1:36.921
29	7.456	1:35.688	29	8.646	1:35.723	81	16.467	1:36.935	177	1 Lap	1:52.897	177	1 Lap	1:51.222
81	13.879	1:35.202	81	14.793	1:35.447	37	38.405	1:39.729	37	43.982	1:41.785	37	47.926	1:39.800
126	29.322	1:39.141	37	33.937	1:38.572	126	44.334	1:44.332	126	50.895	1:42.769	126	58.791	1:43.752
37	29.898	1:39.104	92	34.732	1:38.897	92	45.994	1:46.523 P						
92	30.368	1:39.151	126	35.263	1:40.474									
177	1:27.929	1:51.522												

Weather / Track : Cloudy / Dry

Results can be found at www.tsl-timing.com

Page 2 of 3

Rockingham ISS
Circuit Length = 1.9400 miles
Start: 11:09 Flag 11:30 End: 11:32

Printed - 11:33 Saturday, 30 September 2017

BARC Pickup Racing @ Rockingham - 30th September / 1st October 2017

Dunlop Mini Miglia Championship

RACE 1 (CASTLE COMBE ROUND) - LAP CHART

LAP 11 @ 11:27:16.420			LAP 12 @ 11:28:51.506			LAP 13 @ 11:30:27.720		
NO	BEHIND	LAP TIME	NO	BEHIND	LAP TIME	NO	BEHIND	LAP TIME
23		1:35.141	23		1:35.086	23		1:36.214
11	7.301	1:35.573	11	8.478	1:36.263	11	8.174	1:35.910
21	7.651	1:35.457	21	8.702	1:36.137	21	8.431	1:35.943
29	13.341	1:36.760	29	14.808	1:36.553	29	15.685	1:37.091
81	20.626	1:36.255	81	21.549	1:36.009	81	22.252	1:36.917
37	53.842	1:41.057	37	59.282	1:40.526	37	1:02.471	1:39.403
177	1 Lap	1:52.138	126	1:12.012	1:41.552	126	1:17.713	1:41.915
126	1:05.546	1:41.896	177	1 Lap	1:50.912	177	1 Lap	1:54.301

Weather / Track : Cloudy / Dry

Results can be found at www.tsl-timing.com

Page 3 of 3

Rockingham ISS
Circuit Length = 1.9400 miles
Start: 11:09 Flag 11:30 End: 11:32

Printed - 11:33 Saturday, 30 September 2017

BARC Pickup Racing @ Rockingham - 30th September / 1st October 2017

Dunlop Mini Miglia Championship

RACE 5 - CLASSIFICATION

POS	NO	CL	PIC NAME	ENTRY	LAPS	TIME	GAP	DIFF	MPH	BEST	ON
1	11	M	1 Kane ASTIN	Mini Miglia 1293	13	20:47.652			72.77	1:34.549	4
2	29	M	2 Dave DREW	Mini Miglia 1293	13	20:53.406	5.754	5.754	72.43	1:35.247	3
3	21	M	3 Aaron SMITH	Mini Miglia 1293	13	20:54.457	6.805	1.051	72.37	1:35.324	10
4	81	M	4 Alfie BROWN	Mini Miglia 1293	13	20:54.564	6.912	0.107	72.36	1:35.380	6
5	85	M	5 Sam SUMMERHAYES	Mini Miglia 1293	13	20:56.032	8.380	1.468	72.28	1:35.386	6
6	20	M	6 Mark SIMS	Mini Miglia 1293	13	21:12.664	25.012	16.632	71.34	1:36.668	11
7	15	M	7 Gordon POCOCK	Mini Miglia 1293	13	21:14.209	26.557	1.545	71.25	1:36.140	2
8	177	L	1 Peter CREWES	Austin Britax Cooper S 1380	13	21:25.789	38.137	11.580	70.61	1:37.330	8
9	108	L	2 Kieren McDONALD	Mini Libre 1293	13	21:27.685	40.033	1.896	70.50	1:37.855	12
10	37	M	8 James CUTHBERTSON	Mini Miglia 1293	13	21:39.500	51.848	11.815	69.86	1:38.323	4
11	126	L	3 Peter HILLS	Mini Libre 1380	13	21:50.670	1:03.018	11.170	69.27	1:38.000	10
12	27	M	9 Peter HARRIES	Mini Miglia 1292	12	20:46.082	1 Lap	1 Lap	67.25	1:41.747	9
13	797	MS	1 James BURROWS	Mini Miglia S 1293	12	21:47.255	1 Lap	1:01.173	64.10	1:46.182	11

NOT CLASSIFIED

DNF	23	M	Rupert DEETH	Mini Miglia 1293	5	8:01.626	8 Laps	7 Laps	72.50	1:34.975	3
DNF	83	M	Colin PEACOCK	Mini Miglia 1293	5	8:04.645	8 Laps	3.019	72.05	1:35.034	3

FASTEST LAP

	11	M	Kane ASTIN	Mini Miglia 1293	4	1:34.549			73.86 mph	118.87 kph
	177	L	Peter CREWES	Austin Britax Cooper S 1380	8	1:37.330			71.75 mph	115.47 kph
	797	MS	James BURROWS	Mini Miglia S 1293	11	1:46.182			65.77 mph	105.85 kph

Weather / Track : Cloudy / Dry

These results are provisional until the conclusion of any judicial and technical matters.

Rockingham ISS

Circuit Length = 1.9400 miles

Start: 15:31 Flag 15:52 End: 15:54

Clerk Of Course :	Timekeeper :
-------------------	--------------

BARC Pickup Racing @ Rockingham - 30th September / 1st October 2017

Dunlop Mini Miglia Championship

RACE 5 - LAP CHART

LAP 1 @ 15:33:31.062			LAP 2 @ 15:35:06.250			LAP 3 @ 15:36:41.225			LAP 4 @ 15:38:16.452			LAP 5 @ 15:39:51.699		
NO	BEHIND	LAP TIME	NO	BEHIND	LAP TIME	NO	BEHIND	LAP TIME	NO	BEHIND	LAP TIME	NO	BEHIND	LAP TIME
23		1:40.989	23		1:35.188	23		1:34.975	23		1:35.227	23		1:35.247
21	0.868	1:41.857	29	1.116	1:35.301	29	1.388	1:35.247	29	2.301	1:36.140	83	3.019	1:35.392
29	1.003	1:41.992	21	1.885	1:36.205	83	2.259	1:35.034	83	2.874	1:35.842	29	3.767	1:36.713
83	1.607	1:42.596	83	2.200	1:35.781	21	3.098	1:36.188	21	3.591	1:35.720	11	3.795	1:34.938
85	2.516	1:43.505	85	3.408	1:36.080	85	4.714	1:36.281	11	4.104	1:34.549	21	4.601	1:36.257
81	3.354	1:44.343	81	3.944	1:35.778	11	4.782	1:34.704	85	5.610	1:36.123	81	6.820	1:36.144
15	3.667	1:44.656	15	4.619	1:36.140	81	5.377	1:36.408	81	5.923	1:35.773	85	7.215	1:36.852
20	4.360	1:45.349	11	5.053	1:34.811	15	6.155	1:36.511	15	8.044	1:37.116	15	10.121	1:37.324
37	5.324	1:46.313	20	6.483	1:37.311	20	8.884	1:37.376	20	10.879	1:37.222	20	12.543	1:36.911
11	5.430	1:46.419	37	9.583	1:39.447	177	12.428	1:37.545	177	15.533	1:38.332	177	18.021	1:37.735
177	6.275	1:47.264	177	9.858	1:38.771	108	14.381	1:38.961	108	17.185	1:38.031	108	19.916	1:37.978
108	6.992	1:47.981	108	10.395	1:38.591	37	14.969	1:40.361	37	18.065	1:38.323	37	21.520	1:38.702
126	7.068	1:48.057	27	18.913	1:43.153	126	26.706	1:39.593	126	30.930	1:39.451	126	34.734	1:39.051
27	10.948	1:51.937	126	22.088	1:50.208	27	28.110	1:44.172	27	35.467	1:42.584	27	43.428	1:43.208
797	13.472	1:54.461	797	24.941	1:46.657	797	40.115	1:50.149	797	55.327	1:50.439	797	1:09.468	1:49.388

Weather / Track : Cloudy / Dry

Rockingham ISS

Circuit Length = 1.9400 miles

Start: 15:31 Flag 15:52 End: 15:54

BARC Pickup Racing @ Rockingham - 30th September / 1st October 2017

Dunlop Mini Miglia Championship

RACE 5 - LAP CHART

LAP 6 @ 15:41:30.646			LAP 7 @ 15:43:05.705			LAP 8 @ 15:44:40.494			LAP 9 @ 15:46:15.272			LAP 10 @ 15:47:50.353		
NO	BEHIND	LAP TIME	NO	BEHIND	LAP TIME	NO	BEHIND	LAP TIME	NO	BEHIND	LAP TIME	NO	BEHIND	LAP TIME
11		1:35.152	11		1:35.059	11		1:34.789	11		1:34.778	11		1:35.081
29	1.066	1:36.246	29	2.032	1:36.025	29	2.882	1:35.639	29	4.253	1:36.149	29	5.260	1:36.088
21	2.194	1:36.540	21	3.955	1:36.820	21	5.246	1:36.080	81	6.017	1:35.408	21	6.658	1:35.324
81	3.253	1:35.380	81	4.084	1:35.890	81	5.387	1:36.092	21	6.415	1:35.947	81	6.761	1:35.825
85	3.654	1:35.386	85	4.463	1:35.868	85	5.821	1:36.147	85	6.729	1:35.686	85	7.054	1:35.406
15	8.521	1:37.347	15	11.600	1:38.138	15	14.662	1:37.851	797	1 Lap	1:49.407	15	19.679	1:37.321
20	10.729	1:37.133	20	13.491	1:37.821	20	16.289	1:37.587	15	17.439	1:37.555	20	20.665	1:37.335
177	16.460	1:37.386	177	19.220	1:37.819	177	21.761	1:37.330	20	18.411	1:36.900	797	1 Lap	1:48.774
108	19.329	1:38.360	108	22.391	1:38.121	108	25.745	1:38.143	177	25.559	1:38.576	177	28.642	1:38.164
37	21.426	1:38.853	37	25.713	1:39.346	37	31.141	1:40.217	108	28.906	1:37.939	108	31.715	1:37.890
126	36.031	1:40.244	126	42.148	1:41.176	126	47.136	1:39.777	37	36.480	1:40.117	37	41.157	1:39.758
27	48.151	1:43.670	27	56.924	1:43.832	27	1:05.129	1:42.994	126	50.814	1:38.456	126	53.733	1:38.000
797	1:19.471	1:48.950	797	1:34.097	1:49.685				27	1:12.098	1:41.747	27	1:19.365	1:42.348

Weather / Track : Cloudy / Dry

Rockingham ISS

Circuit Length = 1.9400 miles

Start: 15:31 Flag 15:52 End: 15:54

BARC Pickup Racing @ Rockingham - 30th September / 1st October 2017

Dunlop Mini Miglia Championship

RACE 5 - LAP CHART

LAP 11 @ 15:49:25.921			LAP 12 @ 15:51:01.506			LAP 13 @ 15:52:37.725		
NO	BEHIND	LAP TIME	NO	BEHIND	LAP TIME	NO	BEHIND	LAP TIME
11		1:35.568	11		1:35.585	11		1:36.219
29	5.561	1:35.869	29	5.932	1:35.956	29	5.754	1:36.041
21	6.726	1:35.636	21	7.402	1:36.261	21	6.805	1:35.622
81	6.900	1:35.707	81	7.522	1:36.207	81	6.912	1:35.609
85	7.341	1:35.855	85	8.105	1:36.349	85	8.380	1:36.494
15	21.105	1:36.994	15	22.485	1:36.965	20	25.012	1:38.131
20	21.765	1:36.668	20	23.100	1:36.920	15	26.557	1:40.291
177	32.408	1:39.334	177	34.708	1:37.885	177	38.137	1:39.648
108	35.852	1:39.705	108	38.122	1:37.855	108	40.033	1:38.130
797	1 Lap	1:46.663	37	47.900	1:38.705	37	51.848	1:40.167
37	44.780	1:39.191	797	1 Lap	1:46.182	797	1 Lap	1:46.500
126	56.983	1:38.818	126	1:00.507	1:39.109	126	1:03.018	1:38.730
27	1:27.392	1:43.595	27	1:34.649	1:42.842			

Weather / Track : Cloudy / Dry

Results can be found at www.tsl-timing.com

Page 3 of 3

Rockingham ISS
Circuit Length = 1.9400 miles
Start: 15:31 Flag 15:52 End: 15:54

Printed - 15:58 Saturday, 30 September 2017

BARC Pickup Racing @ Rockingham - 30th September / 1st October 2017

Dunlop Mini Miglia Championship

RACE 5 - LAP ANALYSIS

DIFF = Difference To Personal Best Lap

P1 11 Kane ASTIN				
LAP	LAP TIME	DIFF	MPH	TIME OF DAY
1 -	1:46.419	11.870	65.62	15:33:36.492
2 -	1:34.811	0.262	73.66	15:35:11.303
3 -	1:34.704 (2)	0.155	73.74	15:36:46.007
4 -	1:34.549 (1)		73.86	15:38:20.556
5 -	1:34.938	0.389	73.56	15:39:55.494
6 -	1:35.152	0.603	73.39	15:41:30.646
7 -	1:35.059	0.510	73.47	15:43:05.705
8 -	1:34.789	0.240	73.67	15:44:40.494
9 -	1:34.778 (3)	0.229	73.68	15:46:15.272
10 -	1:35.081	0.532	73.45	15:47:50.353
11 -	1:35.568	1.019	73.07	15:49:25.921
12 -	1:35.585	1.036	73.06	15:51:01.506
13 -	1:36.219	1.670	72.58	15:52:37.725

P2 29 Dave DREW				
LAP	LAP TIME	DIFF	MPH	TIME OF DAY
1 -	1:41.992	6.745	68.47	15:33:32.065
2 -	1:35.301 (2)	0.054	73.28	15:35:07.366
3 -	1:35.247 (1)		73.32	15:36:42.613
4 -	1:36.140	0.893	72.64	15:38:18.753
5 -	1:36.713	1.466	72.21	15:39:55.466
6 -	1:36.246	0.999	72.56	15:41:31.712
7 -	1:36.025	0.778	72.73	15:43:07.737
8 -	1:35.639 (3)	0.392	73.02	15:44:43.376
9 -	1:36.149	0.902	72.63	15:46:19.525
10 -	1:36.088	0.841	72.68	15:47:55.613
11 -	1:35.869	0.622	72.84	15:49:31.482
12 -	1:35.956	0.709	72.78	15:51:07.438
13 -	1:36.041	0.794	72.71	15:52:43.479

P3 21 Aaron SMITH				
LAP	LAP TIME	DIFF	MPH	TIME OF DAY
1 -	1:41.857	6.533	68.56	15:33:31.930
2 -	1:36.205	0.881	72.59	15:35:08.135
3 -	1:36.188	0.864	72.60	15:36:44.323
4 -	1:35.720	0.396	72.96	15:38:20.043
5 -	1:36.257	0.933	72.55	15:39:56.300
6 -	1:36.540	1.216	72.34	15:41:32.840
7 -	1:36.820	1.496	72.13	15:43:09.660
8 -	1:36.080	0.756	72.68	15:44:45.740
9 -	1:35.947	0.623	72.79	15:46:21.687
10 -	1:35.324 (1)		73.26	15:47:57.011
11 -	1:35.636 (3)	0.312	73.02	15:49:32.647
12 -	1:36.261	0.937	72.55	15:51:08.908
13 -	1:35.622 (2)	0.298	73.03	15:52:44.530

P4 81 Alfie BROWN				
LAP	LAP TIME	DIFF	MPH	TIME OF DAY
1 -	1:44.343	8.963	66.93	15:33:34.416
2 -	1:35.778	0.398	72.91	15:35:10.194
3 -	1:36.408	1.028	72.44	15:36:46.602
4 -	1:35.773	0.393	72.92	15:38:22.375
5 -	1:36.144	0.764	72.64	15:39:58.519
6 -	1:35.380 (1)		73.22	15:41:33.899
7 -	1:35.890	0.510	72.83	15:43:09.789
8 -	1:36.092	0.712	72.68	15:44:45.881
9 -	1:35.408 (2)	0.028	73.20	15:46:21.289
10 -	1:35.825	0.445	72.88	15:47:57.114
11 -	1:35.707	0.327	72.97	15:49:32.821

DIFF = Difference To Personal Best Lap

12 -	1:36.207	0.827	72.59	15:51:09.028
13 -	1:35.609 (3)	0.229	73.04	15:52:44.637

P5 85 Sam SUMMERHAYES				
LAP	LAP TIME	DIFF	MPH	TIME OF DAY
1 -	1:43.505	8.119	67.47	15:33:33.578
2 -	1:36.080	0.694	72.68	15:35:09.658
3 -	1:36.281	0.895	72.53	15:36:45.939
4 -	1:36.123	0.737	72.65	15:38:22.062
5 -	1:36.852	1.466	72.11	15:39:58.914
6 -	1:35.386 (1)		73.21	15:41:34.300
7 -	1:35.868	0.482	72.85	15:43:10.168
8 -	1:36.147	0.761	72.63	15:44:46.315
9 -	1:35.686 (3)	0.300	72.98	15:46:22.001
10 -	1:35.406 (2)	0.020	73.20	15:47:57.407
11 -	1:35.855	0.469	72.86	15:49:33.262
12 -	1:36.349	0.963	72.48	15:51:09.611
13 -	1:36.494	1.108	72.37	15:52:46.105

P6 20 Mark SIMS				
LAP	LAP TIME	DIFF	MPH	TIME OF DAY
1 -	1:45.349	8.681	66.29	15:33:35.422
2 -	1:37.311	0.643	71.76	15:35:12.733
3 -	1:37.376	0.708	71.72	15:36:50.109
4 -	1:37.222	0.554	71.83	15:38:27.331
5 -	1:36.911 (3)	0.243	72.06	15:40:04.242
6 -	1:37.133	0.465	71.90	15:41:41.375
7 -	1:37.821	1.153	71.39	15:43:19.196
8 -	1:37.587	0.919	71.56	15:44:56.783
9 -	1:36.900 (2)	0.232	72.07	15:46:33.683
10 -	1:37.335	0.667	71.75	15:48:11.018
11 -	1:36.668 (1)		72.24	15:49:47.686
12 -	1:36.920	0.252	72.05	15:51:24.606
13 -	1:38.131	1.463	71.17	15:53:02.737

P7 15 Gordon POCOCK				
LAP	LAP TIME	DIFF	MPH	TIME OF DAY
1 -	1:44.656	8.516	66.73	15:33:34.729
2 -	1:36.140 (1)		72.64	15:35:10.869
3 -	1:36.511 (2)	0.371	72.36	15:36:47.380
4 -	1:37.116	0.976	71.91	15:38:24.496
5 -	1:37.324	1.184	71.76	15:40:01.820
6 -	1:37.347	1.207	71.74	15:41:39.167
7 -	1:38.138	1.998	71.16	15:43:17.305
8 -	1:37.851	1.711	71.37	15:44:55.156
9 -	1:37.555	1.415	71.59	15:46:32.711
10 -	1:37.321	1.181	71.76	15:48:10.032
11 -	1:36.994	0.854	72.00	15:49:47.026
12 -	1:36.965 (3)	0.825	72.02	15:51:23.991
13 -	1:40.291	4.151	69.63	15:53:04.282

P8 177 Peter CREWES				
LAP	LAP TIME	DIFF	MPH	TIME OF DAY
1 -	1:47.264	9.934	65.10	15:33:37.337
2 -	1:38.771	1.441	70.70	15:35:16.108
3 -	1:37.545 (3)	0.215	71.59	15:36:53.653
4 -	1:38.332	1.002	71.02	15:38:31.985
5 -	1:37.735	0.405	71.45	15:40:09.720
6 -	1:37.386 (2)	0.056	71.71	15:41:47.106
7 -	1:37.819	0.489	71.39	15:43:24.925
8 -	1:37.330 (1)		71.75	15:45:02.255

Rockingham ISS

Circuit Length = 1.9400 miles

Start: 15:31 Flag 15:52 End: 15:54

Weather / Track : Cloudy / Dry

BARC Pickup Racing @ Rockingham - 30th September / 1st October 2017

Dunlop Mini Miglia Championship

RACE 5 - LAP ANALYSIS

DIFF = Difference To Personal Best Lap

9 -	1:38.576	1.246	70.84	15:46:40.831
10 -	1:38.164	0.834	71.14	15:48:18.995
11 -	1:39.334	2.004	70.30	15:49:58.329
12 -	1:37.885	0.555	71.34	15:51:36.214
13 -	1:39.648	2.318	70.08	15:53:15.862

P9 108 Kieren McDONALD

LAP	LAP TIME	DIFF	MPH	TIME OF DAY
1 -	1:47.981	10.126	64.67	15:33:38.054
2 -	1:38.591	0.736	70.83	15:35:16.645
3 -	1:38.961	1.106	70.57	15:36:55.606
4 -	1:38.031	0.176	71.24	15:38:33.637
5 -	1:37.978	0.123	71.28	15:40:11.615
6 -	1:38.360	0.505	71.00	15:41:49.975
7 -	1:38.121	0.266	71.17	15:43:28.096
8 -	1:38.143	0.288	71.16	15:45:06.239
9 -	1:37.939 (3)	0.084	71.30	15:46:44.178
10 -	1:37.890 (2)	0.035	71.34	15:48:22.068
11 -	1:39.705	1.850	70.04	15:50:01.773
12 -	1:37.855 (1)		71.37	15:51:39.628
13 -	1:38.130	0.275	71.17	15:53:17.758

P10 37 James CUTHBERTSON

LAP	LAP TIME	DIFF	MPH	TIME OF DAY
1 -	1:46.313	7.990	65.69	15:33:36.386
2 -	1:39.447	1.124	70.22	15:35:15.833
3 -	1:40.361	2.038	69.58	15:36:56.194
4 -	1:38.323 (1)		71.03	15:38:34.517
5 -	1:38.702 (2)	0.379	70.75	15:40:13.219
6 -	1:38.853	0.530	70.65	15:41:52.072
7 -	1:39.346	1.023	70.29	15:43:31.418
8 -	1:40.217	1.894	69.68	15:45:11.635
9 -	1:40.117	1.794	69.75	15:46:51.752
10 -	1:39.758	1.435	70.00	15:48:31.510
11 -	1:39.191	0.868	70.40	15:50:10.701
12 -	1:38.705 (3)	0.382	70.75	15:51:49.406
13 -	1:40.167	1.844	69.72	15:53:29.573

P11 126 Peter HILLS

LAP	LAP TIME	DIFF	MPH	TIME OF DAY
1 -	1:48.057	10.057	64.63	15:33:38.130
2 -	1:50.208	12.208	63.37	15:35:28.338
3 -	1:39.593	1.593	70.12	15:37:07.931
4 -	1:39.451	1.451	70.22	15:38:47.382
5 -	1:39.051	1.051	70.50	15:40:26.433
6 -	1:40.244	2.244	69.67	15:42:06.677
7 -	1:41.176	3.176	69.02	15:43:47.853
8 -	1:39.777	1.777	69.99	15:45:27.630
9 -	1:38.456 (2)	0.456	70.93	15:47:06.086
10 -	1:38.000 (1)		71.26	15:48:44.086
11 -	1:38.818	0.818	70.67	15:50:22.904
12 -	1:39.109	1.109	70.46	15:52:02.013
13 -	1:38.730 (3)	0.730	70.73	15:53:40.743

P12 27 Peter HARRIES

LAP	LAP TIME	DIFF	MPH	TIME OF DAY
1 -	1:51.937	10.190	62.39	15:33:42.010
2 -	1:43.153	1.406	67.70	15:35:25.163
3 -	1:44.172	2.425	67.04	15:37:09.335
4 -	1:42.584 (3)	0.837	68.08	15:38:51.919
5 -	1:43.208	1.461	67.66	15:40:35.127

DIFF = Difference To Personal Best Lap

6 -	1:43.670	1.923	67.36	15:42:18.797
7 -	1:43.832	2.085	67.26	15:44:02.629
8 -	1:42.994	1.247	67.80	15:45:45.623
9 -	1:41.747 (1)		68.64	15:47:27.370
10 -	1:42.348 (2)	0.601	68.23	15:49:09.718
11 -	1:43.595	1.848	67.41	15:50:53.313
12 -	1:42.842	1.095	67.90	15:52:36.155

P13 797 James BURROWS

LAP	LAP TIME	DIFF	MPH	TIME OF DAY
1 -	1:54.461	8.279	61.01	15:33:44.534
2 -	1:46.657 (3)	0.475	65.48	15:35:31.191
3 -	1:50.149	3.967	63.40	15:37:21.340
4 -	1:50.439	4.257	63.23	15:39:11.779
5 -	1:49.388	3.206	63.84	15:41:01.167
6 -	1:48.950	2.768	64.10	15:42:50.117
7 -	1:49.685	3.503	63.67	15:44:39.802
8 -	1:49.407	3.225	63.83	15:46:29.209
9 -	1:48.774	2.592	64.20	15:48:17.983
10 -	1:46.663	0.481	65.47	15:50:04.646
11 -	1:46.182 (1)		65.77	15:51:50.828
12 -	1:46.500 (2)	0.318	65.57	15:53:37.328

P14 23 Rupert DEETH

LAP	LAP TIME	DIFF	MPH	TIME OF DAY
1 -	1:40.989	6.014	69.15	15:33:31.062
2 -	1:35.188 (2)	0.213	73.37	15:35:06.250
3 -	1:34.975 (1)		73.53	15:36:41.225
4 -	1:35.227 (3)	0.252	73.34	15:38:16.452
5 -	1:35.247	0.272	73.32	15:39:51.699

P15 83 Colin PEACOCK

LAP	LAP TIME	DIFF	MPH	TIME OF DAY
1 -	1:42.596	7.562	68.07	15:33:32.669
2 -	1:35.781 (3)	0.747	72.91	15:35:08.450
3 -	1:35.034 (1)		73.48	15:36:43.484
4 -	1:35.842	0.808	72.86	15:38:19.326
5 -	1:35.392 (2)	0.358	73.21	15:39:54.718

Weather / Track : Cloudy / Dry

Rockingham ISS

Circuit Length = 1.9400 miles


Start: 15:31 Flag 15:52 End: 15:54

BARC Pickup Racing @ Rockingham - 30th September / 1st October 2017

Dunlop Mini Miglia Championship

RACE 10 - GRID (20 minutes)

ROW 10	20	149	Gary WARBURTON	1:38.000	19	126	Peter HILLS				
ROW 9				1:37.855	18	108	Kieren McDONALD	1:37.330	17	177	Peter CREWES
ROW 8											
ROW 7									13	92	Jason PORTER
ROW 6	12	797	James BURROWS	1:46.182				1:41.747	11	27	Peter HARRIES
ROW 5				1:38.323	10	37	James CUTHBERTSON	1:36.668	9	20	Mark SIMS
ROW 4	8	15	Gordon POCOCK	1:36.140				1:35.386	7	85	Sam SUMMERHAYES
ROW 3				1:35.380	6	81	Alfie BROWN	1:35.324	5	21	Aaron SMITH
ROW 2	4	29	Dave DREW	1:35.247				1:35.034	3	83	Colin PEACOCK
ROW 1				1:34.975	2	23	Rupert DEETH	1:34.549	1	11	Kane ASTIN
											Pole



Rockingham ISS
Circuit Length = 1.9400 miles

These results are provisional until the conclusion of any judicial and technical matters.

Clerk Of Course :		Timekeeper :	
-------------------	--	--------------	--

BARC Pickup Racing @ Rockingham - 30th September / 1st October 2017

Dunlop Mini Miglia Championship

RACE 10 - CLASSIFICATION

POS	NO	CL	PIC NAME	ENTRY	LAPS	TIME	GAP	DIFF	MPH	BEST	ON
1	23	M	1 Rupert DEETH	Mini Miglia 1293	12	21:40.742			64.43	1:47.014	2
2	81	M	2 Alfie BROWN	Mini Miglia 1293	12	21:47.276	6.534	6.534	64.10	1:47.417	7
3	29	M	3 Dave DREW	Mini Miglia 1293	12	22:02.133	21.391	14.857	63.38	1:48.270	3
4	85	M	4 Sam SUMMERHAYES	Mini Miglia 1293	12	22:05.766	25.024	3.633	63.21	1:48.982	5
5	83	M	5 Colin PEACOCK	Mini Miglia 1293	12	22:06.649	25.907	0.883	63.17	1:49.448	4
6	15	M	6 Gordon POCOCK	Mini Miglia 1293	12	22:07.548	26.806	0.899	63.12	1:49.316	6
7	20	M	7 Mark SIMS	Mini Miglia 1293	12	22:08.574	27.832	1.026	63.08	1:49.098	3
8	177	L	1 Peter CREWES	Austin Britax Cooper S 1380	12	22:11.325	30.583	2.751	62.95	1:49.068	3
9	108	L	2 Kieren McDONALD	Mini Libre 1293	12	22:26.904	46.162	15.579	62.22	1:50.670	5
10	11	M	8 Kane ASTIN	Mini Miglia 1293	12	22:33.438	52.696	6.534	61.92	1:50.081	2
11	126	L	3 Peter HILLS	Mini Libre 1380	12	22:56.164	1:15.422	22.726	60.89	1:51.082	3
12	37	M	9 James CUTHBERTSON	Mini Miglia 1293	12	22:57.098	1:16.356	0.934	60.85	1:52.445	11
13	21	M	10 Aaron SMITH	Mini Miglia 1293	12	23:25.782	1:45.040	28.684	59.61	1:55.583	12
14	27	M	11 Peter HARRIES	Mini Miglia 1292	12	23:26.840	1:46.098	1.058	59.57	1:54.143	9
15	797	MS	1 James BURROWS	Mini Miglia S 1293	11	21:56.531	1 Lap	1 Lap	58.35	1:55.740	2

FASTEST LAP

23	M	Rupert DEETH	Mini Miglia 1293	2	1:47.014	65.26 mph	105.02 kph
177	L	Peter CREWES	Austin Britax Cooper S 1380	3	1:49.068	64.03 mph	103.05 kph
797	MS	James BURROWS	Mini Miglia S 1293	2	1:55.740	60.34 mph	97.11 kph

Weather / Track : Cloudy / Damp

These results are provisional until the conclusion of any judicial and technical matters.

Rockingham ISS

Circuit Length = 1.9400 miles

Start: 11:02 Flag 11:23 End: 11:25

Clerk Of Course :

Timekeeper :

BARC Pickup Racing @ Rockingham - 30th September / 1st October 2017

Dunlop Mini Miglia Championship

RACE 10 - LAP CHART

LAP 1 @ 11:04:03.341			LAP 2 @ 11:05:50.355			LAP 3 @ 11:07:37.581			LAP 4 @ 11:09:25.079			LAP 5 @ 11:11:13.554		
NO	BEHIND	LAP TIME	NO	BEHIND	LAP TIME	NO	BEHIND	LAP TIME	NO	BEHIND	LAP TIME	NO	BEHIND	LAP TIME
23		1:52.948	23		1:47.014	23		1:47.226	23		1:47.498	23		1:48.475
81	1.749	1:54.697	81	2.214	1:47.479	81	2.700	1:47.712	81	3.322	1:48.120	81	2.448	1:47.601
11	2.613	1:55.561	11	5.680	1:50.081	29	6.752	1:48.270	29	8.182	1:48.928	29	8.208	1:48.501
29	3.030	1:55.978	29	5.708	1:49.692	85	9.115	1:49.233	85	11.132	1:49.515	85	11.639	1:48.982
83	3.655	1:56.603	83	6.174	1:49.533	83	9.897	1:50.949	83	11.847	1:49.448	83	13.265	1:49.893
85	3.898	1:56.846	85	7.108	1:50.224	20	10.420	1:49.098	20	12.350	1:49.428	20	13.767	1:49.892
15	4.342	1:57.290	15	7.565	1:50.237	15	11.160	1:50.821	15	13.603	1:49.941	15	15.258	1:50.130
20	5.922	1:58.870	20	8.548	1:49.640	177	12.887	1:49.068	177	15.002	1:49.613	177	16.334	1:49.807
177	7.033	1:59.981	177	11.045	1:51.026	108	16.597	1:50.908	11	20.864	1:51.450	11	22.889	1:50.500
108	8.668	2:01.616	108	12.915	1:51.261	11	16.912	1:58.458	108	21.627	1:52.528	108	23.822	1:50.670
37	9.826	2:02.774	126	16.399	1:53.394	126	20.255	1:51.082	126	23.872	1:51.115	126	26.609	1:51.212
126	10.019	2:02.967	37	17.218	1:54.406	37	23.711	1:53.719	37	31.439	1:55.226	37	38.094	1:55.130
21	12.091	2:05.039	21	20.824	1:55.747	27	30.358	1:56.268	21	40.071	1:57.160	21	48.784	1:57.188
27	12.334	2:05.282	27	21.316	1:55.996	21	30.409	1:56.811	27	40.581	1:57.721	27	48.861	1:56.755
797	13.688	2:06.636	797	22.414	1:55.740	797	31.689	1:56.501	797	41.345	1:57.154	797	49.803	1:56.933

Weather / Track : Cloudy / Damp

Results can be found at www.tsl-timing.com

Page 1 of 3

Rockingham ISS

Circuit Length = 1.9400 miles

Start: 11:02 Flag 11:23 End: 11:25

Printed - 11:26 Sunday, 01 October 2017

BARC Pickup Racing @ Rockingham - 30th September / 1st October 2017

Dunlop Mini Miglia Championship

RACE 10 - LAP CHART

LAP 6 @ 11:13:01.058			LAP 7 @ 11:14:48.616			LAP 8 @ 11:16:35.912			LAP 9 @ 11:18:23.599			LAP 10 @ 11:20:11.442		
NO	BEHIND	LAP TIME	NO	BEHIND	LAP TIME	NO	BEHIND	LAP TIME	NO	BEHIND	LAP TIME	NO	BEHIND	LAP TIME
23		1:47.504	23		1:47.558	23		1:47.296	23		1:47.687	23		1:47.843
81	2.505	1:47.561	81	2.364	1:47.417	81	2.689	1:47.621	81	3.260	1:48.258	81	7.299	1:51.882
29	9.818	1:49.114	29	11.418	1:49.158	29	13.298	1:49.176	29	15.031	1:49.420	29	16.827	1:49.639
85	13.704	1:49.569	85	15.637	1:49.491	85	17.549	1:49.208	85	19.675	1:49.813	85	22.197	1:50.365
83	15.674	1:49.913	83	17.759	1:49.643	83	20.025	1:49.562	83	22.120	1:49.782	83	23.807	1:49.530
20	16.035	1:49.772	20	18.334	1:49.857	20	21.056	1:50.018	20	23.577	1:50.208	15	25.554	1:49.537
15	17.070	1:49.316	15	19.137	1:49.625	15	21.711	1:49.870	15	23.860	1:49.836	20	26.473	1:50.739
177	18.259	1:49.429	177	20.750	1:50.049	177	22.793	1:49.339	177	25.170	1:50.064	177	27.272	1:49.945
108	27.893	1:51.575	108	31.165	1:50.830	108	35.280	1:51.411	108	39.115	1:51.522	108	42.325	1:51.053
11	33.719	1:58.334	11	36.687	1:50.526	11	40.219	1:50.828	11	44.005	1:51.473	11	47.313	1:51.151
37	44.837	1:54.247	37	52.896	1:55.617	37	59.044	1:53.444	37	1:04.552	1:53.195	37	1:09.989	1:53.280
126	50.694	2:11.589	126	56.442	1:53.306	126	1:00.773	1:51.627	126	1:04.902	1:51.816	126	1:10.276	1:53.217
21	58.258	1:56.978	21	1:07.419	1:56.719	21	1:16.249	1:56.126	21	1:25.039	1:56.477	21	1:33.395	1:56.199
27	1:06.219	2:04.862	27	1:14.449	1:55.788	27	1:22.326	1:55.173	27	1:28.782	1:54.143	27	1:35.494	1:54.555
797	1:13.475	2:11.176	797	1:22.623	1:56.706	797	1:31.827	1:56.500	797	1:43.791	1:59.651			

Weather / Track : Cloudy / Damp

Results can be found at www.tsl-timing.com

Page 2 of 3

Rockingham ISS

Circuit Length = 1.9400 miles

Start: 11:02 Flag 11:23 End: 11:25

Printed - 11:26 Sunday, 01 October 2017

BARC Pickup Racing @ Rockingham - 30th September / 1st October 2017

Dunlop Mini Miglia Championship

RACE 10 - LAP CHART

LAP 11 @ 11:22:00.082			LAP 12 @ 11:23:51.135		
NO	BEHIND	LAP TIME	NO	BEHIND	LAP TIME
23		1:48.640	23		1:51.053
797	1 Lap	2:00.157	81	6.534	1:49.958
81	7.629	1:48.970	797	1 Lap	1:59.377
29	18.343	1:50.156	29	21.391	1:54.101
85	24.862	1:51.305	85	25.024	1:51.215
83	25.670	1:50.503	83	25.907	1:51.290
15	27.130	1:50.216	15	26.806	1:50.729
20	28.101	1:50.268	20	27.832	1:50.784
177	29.319	1:50.687	177	30.583	1:52.317
108	45.199	1:51.514	108	46.162	1:52.016
11	50.366	1:51.693	11	52.696	1:53.383
37	1:13.794	1:52.445	126	1:15.422	1:52.510
126	1:13.965	1:52.329	37	1:16.356	1:53.615
21	1:40.510	1:55.755	21	1:45.040	1:55.583
27	1:42.362	1:55.508	27	1:46.098	1:54.789

Weather / Track : Cloudy / Damp

Results can be found at www.tsl-timing.com

Page 3 of 3

Rockingham ISS
Circuit Length = 1.9400 miles
Start: 11:02 Flag 11:23 End: 11:25

Printed - 11:26 Sunday, 01 October 2017

BARC Pickup Racing @ Rockingham - 30th September / 1st October 2017

Dunlop Mini Miglia Championship

RACE 10 - LAP ANALYSIS

DIFF = Difference To Personal Best Lap

P1 23 Rupert DEETH				
LAP	LAP TIME	DIFF	MPH	TIME OF DAY
1 -	1:52.948	5.934	61.83	11:04:03.341
2 -	1:47.014 (1)		65.26	11:05:50.355
3 -	1:47.226 (2)	0.212	65.13	11:07:37.581
4 -	1:47.498	0.484	64.96	11:09:25.079
5 -	1:48.475	1.461	64.38	11:11:13.554
6 -	1:47.504	0.490	64.96	11:13:01.058
7 -	1:47.558	0.544	64.93	11:14:48.616
8 -	1:47.296 (3)	0.282	65.09	11:16:35.912
9 -	1:47.687	0.673	64.85	11:18:23.599
10 -	1:47.843	0.829	64.76	11:20:11.442
11 -	1:48.640	1.626	64.28	11:22:00.082
12 -	1:51.053	4.039	62.88	11:23:51.135

P2 81 Alfie BROWN				
LAP	LAP TIME	DIFF	MPH	TIME OF DAY
1 -	1:54.697	7.280	60.89	11:04:05.090
2 -	1:47.479 (2)	0.062	64.98	11:05:52.569
3 -	1:47.712	0.295	64.83	11:07:40.281
4 -	1:48.120	0.703	64.59	11:09:28.401
5 -	1:47.601	0.184	64.90	11:11:16.002
6 -	1:47.561 (3)	0.144	64.93	11:13:03.563
7 -	1:47.417 (1)		65.01	11:14:50.980
8 -	1:47.621	0.204	64.89	11:16:38.601
9 -	1:48.258	0.841	64.51	11:18:26.859
10 -	1:51.882	4.465	62.42	11:20:18.741
11 -	1:48.970	1.553	64.09	11:22:07.711
12 -	1:49.958	2.541	63.51	11:23:57.669

P3 29 Dave DREW				
LAP	LAP TIME	DIFF	MPH	TIME OF DAY
1 -	1:55.978	7.708	60.21	11:04:06.371
2 -	1:49.692	1.422	63.66	11:05:56.063
3 -	1:48.270 (1)		64.50	11:07:44.333
4 -	1:48.928 (3)	0.658	64.11	11:09:33.261
5 -	1:48.501 (2)	0.231	64.36	11:11:21.762
6 -	1:49.114	0.844	64.00	11:13:10.876
7 -	1:49.158	0.888	63.98	11:15:00.034
8 -	1:49.176	0.906	63.97	11:16:49.210
9 -	1:49.420	1.150	63.82	11:18:38.630
10 -	1:49.639	1.369	63.69	11:20:28.269
11 -	1:50.156	1.886	63.40	11:22:18.425
12 -	1:54.101	5.831	61.20	11:24:12.526

P4 85 Sam SUMMERHAYES				
LAP	LAP TIME	DIFF	MPH	TIME OF DAY
1 -	1:56.846	7.864	59.77	11:04:07.239
2 -	1:50.224	1.242	63.36	11:05:57.463
3 -	1:49.233 (3)	0.251	63.93	11:07:46.696
4 -	1:49.515	0.533	63.77	11:09:36.211
5 -	1:48.982 (1)		64.08	11:11:25.193
6 -	1:49.569	0.587	63.74	11:13:14.762
7 -	1:49.491	0.509	63.78	11:15:04.253
8 -	1:49.208 (2)	0.226	63.95	11:16:53.461
9 -	1:49.813	0.831	63.59	11:18:43.274
10 -	1:50.365	1.383	63.28	11:20:33.639
11 -	1:51.305	2.323	62.74	11:22:24.944
12 -	1:51.215	2.233	62.79	11:24:16.159

DIFF = Difference To Personal Best Lap

P5 83 Colin PEACOCK				
LAP	LAP TIME	DIFF	MPH	TIME OF DAY
1 -	1:56.603	7.155	59.89	11:04:06.996
2 -	1:49.533 (3)	0.085	63.76	11:05:56.529
3 -	1:50.949	1.501	62.94	11:07:47.478
4 -	1:49.448 (1)		63.81	11:09:36.926
5 -	1:49.893	0.445	63.55	11:11:26.819
6 -	1:49.913	0.465	63.54	11:13:16.732
7 -	1:49.643	0.195	63.69	11:15:06.375
8 -	1:49.562	0.114	63.74	11:16:55.937
9 -	1:49.782	0.334	63.61	11:18:45.719
10 -	1:49.530 (2)	0.082	63.76	11:20:35.249
11 -	1:50.503	1.055	63.20	11:22:25.752
12 -	1:51.290	1.842	62.75	11:24:17.042

P6 15 Gordon POCOCK				
LAP	LAP TIME	DIFF	MPH	TIME OF DAY
1 -	1:57.290	7.974	59.54	11:04:07.683
2 -	1:50.237	0.921	63.35	11:05:57.920
3 -	1:50.821	1.505	63.02	11:07:48.741
4 -	1:49.941	0.625	63.52	11:09:38.682
5 -	1:50.130	0.814	63.41	11:11:28.812
6 -	1:49.316 (1)		63.88	11:13:18.128
7 -	1:49.625 (3)	0.309	63.70	11:15:07.753
8 -	1:49.870	0.554	63.56	11:16:57.623
9 -	1:49.836	0.520	63.58	11:18:47.459
10 -	1:49.537 (2)	0.221	63.75	11:20:36.996
11 -	1:50.216	0.900	63.36	11:22:27.212
12 -	1:50.729	1.413	63.07	11:24:17.941

P7 20 Mark SIMS				
LAP	LAP TIME	DIFF	MPH	TIME OF DAY
1 -	1:58.870	9.772	58.75	11:04:09.263
2 -	1:49.640 (3)	0.542	63.69	11:05:58.903
3 -	1:49.098 (1)		64.01	11:07:48.001
4 -	1:49.428 (2)	0.330	63.82	11:09:37.429
5 -	1:49.892	0.794	63.55	11:11:27.321
6 -	1:49.772	0.674	63.62	11:13:17.093
7 -	1:49.857	0.759	63.57	11:15:06.950
8 -	1:50.018	0.920	63.48	11:16:56.968
9 -	1:50.208	1.110	63.37	11:18:47.176
10 -	1:50.739	1.641	63.06	11:20:37.915
11 -	1:50.268	1.170	63.33	11:22:28.183
12 -	1:50.784	1.686	63.04	11:24:18.967

P8 177 Peter CREWES				
LAP	LAP TIME	DIFF	MPH	TIME OF DAY
1 -	1:59.981	10.913	58.20	11:04:10.374
2 -	1:51.026	1.958	62.90	11:06:01.400
3 -	1:49.068 (1)		64.03	11:07:50.468
4 -	1:49.613	0.545	63.71	11:09:40.081
5 -	1:49.807	0.739	63.60	11:11:29.888
6 -	1:49.429 (3)	0.361	63.82	11:13:19.317
7 -	1:50.049	0.981	63.46	11:15:09.366
8 -	1:49.339 (2)	0.271	63.87	11:16:58.705
9 -	1:50.064	0.996	63.45	11:18:48.769
10 -	1:49.945	0.877	63.52	11:20:38.714
11 -	1:50.687	1.619	63.09	11:22:29.401
12 -	1:52.317	3.249	62.18	11:24:21.718

Weather / Track : Cloudy / Damp

BARC Pickup Racing @ Rockingham - 30th September / 1st October 2017

Dunlop Mini Miglia Championship

RACE 10 - LAP ANALYSIS

DIFF = Difference To Personal Best Lap

P9 108 Kieren McDONALD				
LAP	LAP TIME	DIFF	MPH	TIME OF DAY
1 -	2:01.616	10.946	57.42	11:04:12.009
2 -	1:51.261	0.591	62.77	11:06:03.270
3 -	1:50.908 (3)	0.238	62.97	11:07:54.178
4 -	1:52.528	1.858	62.06	11:09:46.706
5 -	1:50.670 (1)		63.10	11:11:37.376
6 -	1:51.575	0.905	62.59	11:13:28.951
7 -	1:50.830 (2)	0.160	63.01	11:15:19.781
8 -	1:51.411	0.741	62.68	11:17:11.192
9 -	1:51.522	0.852	62.62	11:19:02.714
10 -	1:51.053	0.383	62.88	11:20:53.767
11 -	1:51.514	0.844	62.62	11:22:45.281
12 -	1:52.016	1.346	62.34	11:24:37.297

P10 11 Kane ASTIN				
LAP	LAP TIME	DIFF	MPH	TIME OF DAY
1 -	1:55.561	5.480	60.43	11:04:05.954
2 -	1:50.081 (1)		63.44	11:05:56.035
3 -	1:58.458	8.377	58.95	11:07:54.493
4 -	1:51.450	1.369	62.66	11:09:45.943
5 -	1:50.500 (2)	0.419	63.20	11:11:36.443
6 -	1:58.334	8.253	59.01	11:13:34.777
7 -	1:50.526 (3)	0.445	63.18	11:15:25.303
8 -	1:50.828	0.747	63.01	11:17:16.131
9 -	1:51.473	1.392	62.65	11:19:07.604
10 -	1:51.151	1.070	62.83	11:20:58.755
11 -	1:51.693	1.612	62.52	11:22:50.448
12 -	1:53.383	3.302	61.59	11:24:43.831

P11 126 Peter HILLS				
LAP	LAP TIME	DIFF	MPH	TIME OF DAY
1 -	2:02.967	11.885	56.79	11:04:13.360
2 -	1:53.394	2.312	61.59	11:06:06.754
3 -	1:51.082 (1)		62.87	11:07:57.836
4 -	1:51.115 (2)	0.033	62.85	11:09:48.951
5 -	1:51.212 (3)	0.130	62.79	11:11:40.163
6 -	2:11.589	20.507	53.07	11:13:51.752
7 -	1:53.306	2.224	61.63	11:15:45.058
8 -	1:51.627	0.545	62.56	11:17:36.685
9 -	1:51.816	0.734	62.45	11:19:28.501
10 -	1:53.217	2.135	61.68	11:21:21.718
11 -	1:52.329	1.247	62.17	11:23:14.047
12 -	1:52.510	1.428	62.07	11:25:06.557

P12 37 James CUTHBERTSON				
LAP	LAP TIME	DIFF	MPH	TIME OF DAY
1 -	2:02.774	10.329	56.88	11:04:13.167
2 -	1:54.406	1.961	61.04	11:06:07.573
3 -	1:53.719	1.274	61.41	11:08:01.292
4 -	1:55.226	2.781	60.61	11:09:56.518
5 -	1:55.130	2.685	60.66	11:11:51.648
6 -	1:54.247	1.802	61.13	11:13:45.895
7 -	1:55.617	3.172	60.40	11:15:41.512
8 -	1:53.444	0.999	61.56	11:17:34.956
9 -	1:53.195 (2)	0.750	61.69	11:19:28.151
10 -	1:53.280 (3)	0.835	61.65	11:21:21.431
11 -	1:52.445 (1)		62.11	11:23:13.876
12 -	1:53.615	1.170	61.47	11:25:07.491

DIFF = Difference To Personal Best Lap

P13 21 Aaron SMITH				
LAP	LAP TIME	DIFF	MPH	TIME OF DAY
1 -	2:05.039	9.456	55.85	11:04:15.432
2 -	1:55.747 (2)	0.164	60.33	11:06:11.179
3 -	1:56.811	1.228	59.78	11:08:07.990
4 -	1:57.160	1.577	59.61	11:10:05.150
5 -	1:57.188	1.605	59.59	11:12:02.338
6 -	1:56.978	1.395	59.70	11:13:59.316
7 -	1:56.719	1.136	59.83	11:15:56.035
8 -	1:56.126	0.543	60.14	11:17:52.161
9 -	1:56.477	0.894	59.96	11:19:48.638
10 -	1:56.199	0.616	60.10	11:21:44.837
11 -	1:55.755 (3)	0.172	60.33	11:23:40.592
12 -	1:55.583 (1)		60.42	11:25:36.175

P14 27 Peter HARRIES				
LAP	LAP TIME	DIFF	MPH	TIME OF DAY
1 -	2:05.282	11.139	55.74	11:04:15.675
2 -	1:55.996	1.853	60.20	11:06:11.671
3 -	1:56.268	2.125	60.06	11:08:07.939
4 -	1:57.721	3.578	59.32	11:10:05.660
5 -	1:56.755	2.612	59.81	11:12:02.415
6 -	2:04.862	10.719	55.93	11:14:07.277
7 -	1:55.788	1.645	60.31	11:16:03.065
8 -	1:55.173	1.030	60.63	11:17:58.238
9 -	1:54.143 (1)		61.18	11:19:52.381
10 -	1:54.555 (2)	0.412	60.96	11:21:46.936
11 -	1:55.508	1.365	60.46	11:23:42.444
12 -	1:54.789 (3)	0.646	60.84	11:25:37.233

P15 797 James BURROWS				
LAP	LAP TIME	DIFF	MPH	TIME OF DAY
1 -	2:06.636	10.896	55.14	11:04:17.029
2 -	1:55.740 (1)		60.34	11:06:12.769
3 -	1:56.501 (3)	0.761	59.94	11:08:09.270
4 -	1:57.154	1.414	59.61	11:10:06.424
5 -	1:56.933	1.193	59.72	11:12:03.357
6 -	2:11.176	15.436	53.24	11:14:14.533
7 -	1:56.706	0.966	59.84	11:16:11.239
8 -	1:56.500 (2)	0.760	59.94	11:18:07.739
9 -	1:59.651	3.911	58.36	11:20:07.390
10 -	2:00.157	4.417	58.12	11:22:07.547
11 -	1:59.377	3.637	58.50	11:24:06.924

Weather / Track : Cloudy / Damp