



# DUNLOP MINI 7 CHALLENGE INVITATION RACES

**Snetterton 300 Circuit**

**7<sup>th</sup> & 8<sup>th</sup> November 2015**



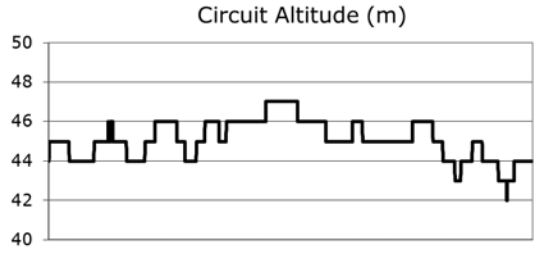
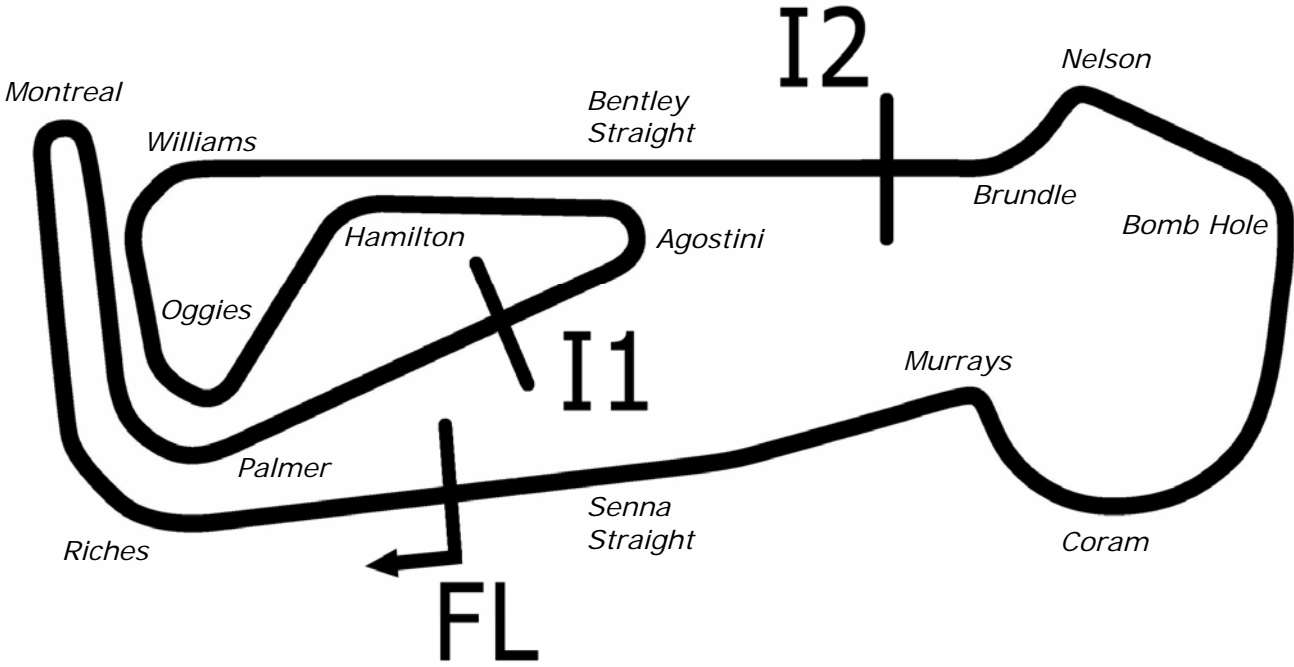
Results Provided by Timing Solutions Ltd  
[www.tsl-timing.com](http://www.tsl-timing.com)

# Snetterton 300



SPORTS TIMING

TIMING SOLUTIONS LTD



Length	2.9689 miles	4778.0 m	
FL		52.46340 N	0.94476 E
I1	1545m	52.46487 N	0.94466 E
I2	3198m	52.46617 N	0.94964 E
Pit Entry	4572m	52.46364 N	0.94774 E
Pit Exit	40m after FL	52.46338 N	0.94420 E
Pit Entry–Pit Exit 246m, 14.7s @60kph, 11.0s @80kph			

All results available at [www.tsl-timing.com](http://www.tsl-timing.com)

# Dunlop Mini7 Challenge Invitation Races

## QUALIFYING - CLASSIFICATION

POS	NO	NAME	ENTRY	TIME	ON	LAPS	GAP	DIFF	MPH
1	11	Kane ASTIN	Mini Miglia	2:34.762	6	6			69.06
2	99	Shayne DEEGAN	Mini Miglia	2:35.938	6	6	1.176	1.176	68.54
3	77	Tristen KNIGHT	Mini Miglia	2:36.900	6	6	2.138	0.962	68.12
4	53	Niven BURGE	Mini Miglia	2:37.119	6	6	2.357	0.219	68.02
5	6	Ashley DAVIES	Mini Se7en	2:51.035	5	5	16.273	13.916	62.49
6	23	Jabez DYER	Mini Se7en	3:00.945	6	6	26.183	9.910	59.06
7	4	Leon WIGHTMAN	Mini Se7en	3:03.683	5	5	28.921	2.738	58.18
8	24	Tina COOPER	Mini Se7en	3:05.523	5	5	30.761	1.840	57.61
9	1	Rupert DEETH	Mini Miglia			0			

Weather / Track : Cloudy / Wet

These results are provisional until the conclusion of any judicial and technical matters.

Snetterton 300

Circuit Length = 2.9689 miles

Start: 10:33 Flag 10:55 End: 10:56

Clerk Of Course :

Timekeeper :

# Dunlop Mini7 Challenge Invitation Races

## QUALIFYING - SECTOR ANALYSIS

SECTOR 1 = FL to I1, SECTOR 2 = I1 to I2, SECTOR 3 = I2 to FL, DIFF = Difference To Personal Best Lap

P1 11 Kane ASTIN		Mini Miglia								
IDEAL LAP TIME : 2:34.762		BEST LAP TIME : 2:34.762			DIFFERENCE : 0.000					
LAP	SECTOR 1	SECTOR 2		SECTOR 3		LAP TIME	MPH	DIFF	TIME OF DAY	
1 -	OUTLAP	87.2	57.848	97.5	54.526	93.7	2:49.171	63.17	14.409	10:36:06.880
2 -	50.603	86.5	56.948	103.4	53.173	92.8	2:40.724 (2)	66.49	5.962	10:38:47.604
3 -	50.209	92.4	56.905	96.0	57.718	75.2	2:44.832 (3)	64.84	10.070	10:41:32.436
4 -	53.621	83.3	1:12.016	64.0	IN PIT		8:22.497 P	21.26	5:47.735	10:49:54.933
5 -	OUTLAP	91.5	55.861	104.2	52.635	94.5	2:41.034	66.37	6.272	10:52:35.967
6 -	48.577	94.1	55.065	106.1	51.120	96.4	2:34.762 (1)	69.06		10:55:10.729

P2 99 Shayne DEEGAN		Mini Miglia								
IDEAL LAP TIME : 2:35.938		BEST LAP TIME : 2:35.938			DIFFERENCE : 0.000					
LAP	SECTOR 1	SECTOR 2		SECTOR 3		LAP TIME	MPH	DIFF	TIME OF DAY	
1 -	OUTLAP	85.9	56.419	100.1	53.647	94.7	2:43.686	65.29	7.748	10:35:59.060
2 -	1:03.418	92.9	55.045	104.8	52.312	95.8	2:50.775 (3)	62.58	14.837	10:38:49.835
3 -	49.491	90.9	56.277	97.8	57.870	74.1	2:43.638 (2)	65.31	7.700	10:41:33.473
4 -	53.721	82.0	1:11.828	64.7	IN PIT		8:18.349 P	21.44	5:42.411	10:49:51.822
5 -	OUTLAP	91.3	56.015	103.5	53.174	95.4	2:42.264	65.86	6.326	10:52:34.086
6 -	49.084	93.7	54.928	107.8	51.926	95.5	2:35.938 (1)	68.54		10:55:10.024

P3 77 Tristen KNIGHT		Mini Miglia								
IDEAL LAP TIME : 2:36.900		BEST LAP TIME : 2:36.900			DIFFERENCE : 0.000					
LAP	SECTOR 1	SECTOR 2		SECTOR 3		LAP TIME	MPH	DIFF	TIME OF DAY	
1 -	OUTLAP	75.2	59.859	89.9	55.947	90.4	2:54.261	61.33	17.361	10:36:18.669
2 -	52.137	85.1	57.359	102.1	53.920	92.5	2:43.416 (2)	65.40	6.516	10:39:02.085
3 -	51.153	84.5	1:00.220	83.3	1:01.487	75.0	2:52.860 (3)	61.83	15.960	10:41:54.945
4 -	54.909	81.3	1:05.423	74.5	IN PIT		8:05.302 P	22.02	5:28.402	10:50:00.247
5 -	OUTLAP	82.8	57.539	101.6	53.399	93.4	2:45.033	64.76	8.133	10:52:45.280
6 -	48.783	91.3	55.268	104.0	52.849	93.5	2:36.900 (1)	68.12		10:55:22.180

P4 53 Niven BURGE		Mini Miglia								
IDEAL LAP TIME : 2:36.895		BEST LAP TIME : 2:37.119			DIFFERENCE : 0.224					
LAP	SECTOR 1	SECTOR 2		SECTOR 3		LAP TIME	MPH	DIFF	TIME OF DAY	
1 -	OUTLAP	89.4	57.881	99.7	53.546	92.3	2:48.737	63.34	11.618	10:36:14.450
2 -	49.909	93.0	55.726	104.6	52.632	92.5	2:38.267 (2)	67.53	1.148	10:38:52.717
3 -	49.700	92.9	59.482	83.7	59.248	83.9	2:48.430 (3)	63.45	11.311	10:41:41.147
4 -	52.925	83.9	1:09.309	59.5	IN PIT		8:16.083 P	21.54	5:38.964	10:49:57.230
5 -	OUTLAP	89.1	56.499	101.6	52.922	92.8	2:43.044	65.55	5.925	10:52:40.274
6 -	48.912	92.9	55.950	104.3	52.257	91.1	2:37.119 (1)	68.02		10:55:17.393

P5 6 Ashley DAVIES		Mini Se7en								
IDEAL LAP TIME : 2:51.035		BEST LAP TIME : 2:51.035			DIFFERENCE : 0.000					
LAP	SECTOR 1	SECTOR 2		SECTOR 3		LAP TIME	MPH	DIFF	TIME OF DAY	
1 -	OUTLAP	79.6	1:02.624	88.5	58.677	82.5	2:59.902	59.41	8.867	10:36:27.300
2 -	54.299	83.7	1:01.862	93.8	57.628	82.8	2:53.789 (2)	61.50	2.754	10:39:21.089
3 -	55.796	74.9	1:05.599	80.9	IN PIT		10:34.591 P	16.84	7:43.556	10:49:55.680
4 -	OUTLAP	82.3	1:02.719	93.8	57.330	83.3	2:57.063	60.36	6.028	10:52:52.743
5 -	53.296	84.6	1:00.763	94.2	56.976	83.7	2:51.035 (1)	62.49		10:55:43.778

P6 23 Jabez DYER		Mini Se7en								
IDEAL LAP TIME : 3:00.945		BEST LAP TIME : 3:00.945			DIFFERENCE : 0.000					
LAP	SECTOR 1	SECTOR 2		SECTOR 3		LAP TIME	MPH	DIFF	TIME OF DAY	
1 -	OUTLAP	72.7	1:08.474	77.8	1:02.889	81.9	3:14.377	54.98	13.432	10:36:30.928
2 -	57.733	75.1	1:05.921	89.7	1:01.056	83.1	3:04.710 (2)	57.86	3.765	10:39:35.638
3 -	59.100	69.1	1:05.660	90.0	1:02.276	76.4	3:07.036 (3)	57.14	6.091	10:42:42.674
4 -	1:08.191	62.6	1:13.291	63.2	IN PIT		7:24.388 P	24.05	4:23.443	10:50:07.062
5 -	OUTLAP	61.5	1:05.672	90.0	1:00.525	83.4	3:08.167	56.80	7.222	10:53:15.229
6 -	56.530	74.2	1:04.412	89.3	1:00.003	84.8	3:00.945 (1)	59.06		10:56:16.174

Snetterton 300

Circuit Length = 2.9689 miles

Start: 10:33 Flag 10:55 End: 10:56

Weather / Track : Cloudy / Wet

# Dunlop Mini7 Challenge Invitation Races

## QUALIFYING - SECTOR ANALYSIS

SECTOR 1 = FL to I1, SECTOR 2 = I1 to I2, SECTOR 3 = I2 to FL, DIFF = Difference To Personal Best Lap

<b>P7</b>		<b>4</b>		<b>Leon WIGHTMAN</b>			Mini Se7en				
IDEAL LAP TIME : 3:03.047		BEST LAP TIME : 3:03.683			DIFFERENCE : 0.636						
LAP		SECTOR 1	SECTOR 2		SECTOR 3		LAP TIME	MPH	DIFF	TIME OF DAY	
1 -	OUTLAP	74.1	1:07.750	81.6	1:02.958	80.4	3:15.473	54.67	11.790	10:36:28.560	
2 -		<b>57.813</b>	80.4	<b>1:04.271</b>	<b>90.0</b>	IN PIT	<b>4:45.716</b>	<b>P</b>	37.40	1:42.033	<b>10:41:14.276</b>
3 -	OUTLAP	<b>66.0</b>	1:14.738	62.3	IN PIT		8:44.772	<b>P</b>	20.36	5:41.089	10:49:59.048
4 -	OUTLAP	76.2	1:06.944	86.8	1:02.645	80.8	3:12.749		55.45	9.066	10:53:11.797
5 -		58.080	<b>80.8</b>	1:04.640	89.7	<b>1:00.963</b>	<b>80.9</b>	<b>3:03.683</b>	<b>(1)</b>	<b>58.18</b>	<b>10:56:15.480</b>

<b>P8</b>		<b>24</b>		<b>Tina COOPER</b>			Mini Se7en					
IDEAL LAP TIME : 3:05.523		BEST LAP TIME : 3:05.523			DIFFERENCE : 0.000							
LAP		SECTOR 1	SECTOR 2		SECTOR 3		LAP TIME	MPH	DIFF	TIME OF DAY		
1 -	OUTLAP	66.8	1:09.061	<b>85.3</b>	1:05.488	73.3	3:20.213	53.38	14.690	10:36:42.463		
2 -		58.436	77.0	1:08.392	80.1	<b>1:05.279</b>	<b>77.1</b>	<b>3:12.107</b>	<b>(2)</b>	55.63	6.584	<b>10:39:54.570</b>
3 -		<b>1:18.622</b>	<b>38.6</b>	1:52.293	36.8	IN PIT		10:10.424	<b>P</b>	17.50	7:04.901	10:50:04.994
4 -	OUTLAP	69.5	1:08.198	83.1	1:03.522	74.2	3:13.999	55.09	8.476		10:53:18.993	
5 -		<b>58.172</b>	<b>77.8</b>	<b>1:05.758</b>	84.9	<b>1:01.593</b>	<b>79.2</b>	<b>3:05.523</b>	<b>(1)</b>	<b>57.61</b>	<b>10:56:24.516</b>	

Weather / Track : Cloudy / Wet

Snetterton 300  
 Circuit Length = 2.9689 miles  
 Start: 10:33 Flag 10:55 End: 10:56

# Dunlop Mini7 Challenge Invitation Races

## QUALIFYING - BEST SPEEDS

POS	INTERMEDIATE 1			INTERMEDIATE 2			FINISH LINE		
	NO	NAME	MPH	NO	NAME	MPH	NO	NAME	MPH
1	11	ASTIN	94.1	99	DEEGAN	107.8	11	ASTIN	96.4
2	99	DEEGAN	93.7	11	ASTIN	106.1	99	DEEGAN	95.8
3	53	BURGE	93.0	53	BURGE	104.6	77	KNIGHT	93.5
4	77	KNIGHT	91.3	77	KNIGHT	104.0	53	BURGE	92.8
5	6	DAVIES	84.6	6	DAVIES	94.2	23	DYER	84.8
6	4	WIGHTMAN	80.8	23	DYER	90.0	6	DAVIES	83.7
7	24	COOPER	77.8	4	WIGHTMAN	90.0	4	WIGHTMAN	80.9
8	23	DYER	75.1	24	COOPER	85.3	24	COOPER	79.2
9	1	DEETH	35.6						

Weather / Track : Cloudy / Wet

Results can be found at [www.tsl-timing.com](http://www.tsl-timing.com)

Snetterton 300  
Circuit Length = 2.9689 miles  
Start: 10:33 Flag 10:55 End: 10:56

Printed - 11:05 Saturday, 07 November 2015

# Dunlop Mini7 Challenge Invitation Races

## QUALIFYING - BEST SECTORS

SECTOR 1			SECTOR 2			SECTOR 3			IDEAL / BEST COMPARISON						
POS	NO	NAME	TIME	NO	NAME	TIME	NO	NAME	TIME	POS	NO	NAME	IDEAL	BEST	DIFF
													<b>PERFECT LAP</b>	<b>2:34.625</b>	
1	11	ASTIN	48.577	99	DEEGAN	54.928	11	ASTIN	51.120	1	11	ASTIN	2:34.762	2:34.762	0.000
2	77	KNIGHT	48.783	11	ASTIN	55.065	99	DEEGAN	51.926	2	99	DEEGAN	2:35.938	2:35.938	0.000
3	53	BURGE	48.912	77	KNIGHT	55.268	53	BURGE	52.257	3	53	BURGE	2:36.895	2:37.119	0.224
4	99	DEEGAN	49.084	53	BURGE	55.726	77	KNIGHT	52.849	4	77	KNIGHT	2:36.900	2:36.900	0.000
5	6	DAVIES	53.296	6	DAVIES	1:00.763	6	DAVIES	56.976	5	6	DAVIES	2:51.035	2:51.035	0.000
6	23	DYER	56.530	4	WIGHTMAN	1:04.271	23	DYER	1:00.003	6	23	DYER	3:00.945	3:00.945	0.000
7	4	WIGHTMAN	57.813	23	DYER	1:04.412	4	WIGHTMAN	1:00.963	7	4	WIGHTMAN	3:03.047	3:03.683	0.636
8	24	COOPER	58.172	24	COOPER	1:05.758	24	COOPER	1:01.593	8	24	COOPER	3:05.523	3:05.523	0.000
9															

Weather / Track : Cloudy / Wet


Results can be found at [www.tsl-timing.com](http://www.tsl-timing.com)

Snetterton 300  
 Circuit Length = 2.9689 miles  
 Start: 10:33 Flag 10:55 End: 10:56

Printed - 11:05 Saturday, 07 November 2015

# Dunlop Mini7 Challenge Invitation Races

## RACE 4 - GRID (20 minutes)

ROW 5	9	<b>1</b> Rupert DEETH			
ROW 4		7	3:03.683 <b>4</b> Leon WIGHTMAN	8	3:05.523 <b>24</b> Tina COOPER
ROW 3	5	2:51.035 <b>6</b> Ashley DAVIES	6	3:00.945 <b>23</b> Jabez DYER	
ROW 2		3	2:36.900 <b>77</b> Tristen KNIGHT	4	2:37.119 <b>53</b> Niven BURGE
ROW 1	1	2:34.762 <b>11</b> Kane ASTIN	2	2:35.938 <b>99</b> Shayne DEEGAN	
<b>Pole</b>					
					

Snetterton 300  
Circuit Length = 2.9689 miles

**These results are provisional until the conclusion of any judicial and technical matters.**

Clerk Of Course :

Timekeeper :



# Dunlop Mini7 Challenge Invitation Races

## RACE 4 - CLASSIFICATION

POS	NO	NAME	ENTRY	LAPS	TIME	GAP	DIFF	MPH	BEST	ON
1	11	Kane ASTIN	Mini Miglia	8	21:10.536			67.29	<b>2:36.765</b>	7
2	99	Shayne DEEGAN	Mini Miglia	8	21:13.768	<b>3.232</b>	3.232	67.12	<b>2:35.601</b>	5
3	53	Niven BURGE	Mini Miglia	8	21:18.357	<b>7.821</b>	4.589	66.88	<b>2:36.592</b>	7
4	77	Tristen KNIGHT	Mini Miglia	8	21:48.743	<b>38.207</b>	30.386	65.33	<b>2:38.300</b>	6
5	6	Ashley DAVIES	Mini Se7en	8	22:59.762	<b>1:49.226</b>	1:11.019	61.97	<b>2:50.742</b>	4
6	23	Jabez DYER	Mini Se7en	7	21:22.298	<b>1 Lap</b>	1 Lap	58.34	<b>2:59.779</b>	7
7	4	Leon WIGHTMAN	Mini Se7en	7	21:25.019	<b>1 Lap</b>	2.721	58.22	<b>3:00.082</b>	6

NOT CLASSIFIED

DNF	24	Tina COOPER	Mini Se7en	1	3:18.452	<b>7 Laps</b>	6 Laps	53.85	<b>3:18.452</b>	1
DNF	1	Rupert DEETH	Mini Miglia	0						

FASTEST LAP

	99	Shayne DEEGAN	Mini Miglia	5	2:35.601			68.68 mph	110.54 kph	
--	----	---------------	-------------	---	----------	--	--	-----------	------------	--

Weather / Track : Cloudy / Wet

These results are provisional until the conclusion of any judicial and technical matters.

Snetterton 300

Circuit Length = 2.9689 miles

Start: 13:28 Flag 13:49 End: 13:51

Clerk Of Course :		Timekeeper :
-------------------	--	--------------

# Dunlop Mini7 Challenge Invitation Races

## RACE 4 - LAP CHART

LAP 1 @ 13:30:54.350			LAP 2 @ 13:33:32.795			LAP 3 @ 13:36:11.236			LAP 4 @ 13:38:48.873			LAP 5 @ 13:41:26.962		
NO	BEHIND	LAP TIME	NO	BEHIND	LAP TIME	NO	BEHIND	LAP TIME	NO	BEHIND	LAP TIME	NO	BEHIND	LAP TIME
53		2:45.614	53		2:38.445	11		2:37.810	11		2:37.637	11		2:38.089
11	1.313	2:46.927	11	0.631	2:37.763	53	0.023	2:38.464	53	0.736	2:38.350	53	4.432	2:41.785
99	12.021	2:57.635	99	11.584	2:38.008	99	10.423	2:37.280	99	8.759	2:35.973	99	6.271	2:35.601
6	15.283	3:00.897	77	26.037	2:41.307	77	28.498	2:40.902	77	30.611	2:39.750	77	33.485	2:40.963
77	23.175	3:08.789	6	28.770	2:51.932	6	41.787	2:51.458	6	54.892	2:50.742	6	1:08.722	2:51.919
23	23.339	3:08.953	23	49.265	3:04.371	23	1:14.381	3:03.557	23	1:39.004	3:02.260	23	2:02.642	3:01.727
4	26.668	3:12.282	4	53.556	3:05.333	4	1:18.047	3:02.932	4	1:42.511	3:02.101	4	2:06.110	3:01.688
24	32.838	3:18.452												

Weather / Track : Cloudy / Wet

Results can be found at [www.tsl-timing.com](http://www.tsl-timing.com)

Page 1 of 2

Snetterton 300  
 Circuit Length = 2.9689 miles  
 Start: 13:28 Flag 13:49 End: 13:51

Printed - 13:56 Saturday, 07 November 2015

# Dunlop Mini7 Challenge Invitation Races

## RACE 4 - LAP CHART

LAP 6 @ 13:44:04.434			LAP 7 @ 13:46:41.199			LAP 8 @ 13:49:19.272		
NO	BEHIND	LAP TIME	NO	BEHIND	LAP TIME	NO	BEHIND	LAP TIME
11		2:37.472	11		2:36.765	11		2:38.073
99	5.278	2:36.479	99	4.376	2:35.863	99	3.232	2:36.929
53	6.455	2:39.495	53	6.282	2:36.592	53	7.821	2:39.612
77	34.313	2:38.300	77	37.068	2:39.520	23	1 Lap	2:59.779
6	1:22.471	2:51.221	6	1:36.520	2:50.814	4	1 Lap	3:00.601
23	2:26.821	3:01.651				77	38.207	2:39.212
4	2:28.720	3:00.082				6	1:49.226	2:50.779

Weather / Track : Cloudy / Wet

Results can be found at [www.tsl-timing.com](http://www.tsl-timing.com)

Page 2 of 2

Snetterton 300  
Circuit Length = 2.9689 miles  
Start: 13:28 Flag 13:49 End: 13:51

Printed - 13:56 Saturday, 07 November 2015

# Dunlop Mini7 Challenge Invitation Races

## RACE 4 - POSITION CHART

No	Name	Lap								
		Pos	1	2	3	4	5	6	7	8
11	ASTIN	1	53	53	11	11	11	11	11	11
99	DEEGAN	2	11	11	53	53	53	99	99	99
77	KNIGHT	3	99	99	99	99	99	53	53	53
53	BURGE	4	6	77	77	77	77	77	77	77
6	DAVIES	5	77	6	6	6	6	6	6	6
23	DYER	6	23	23	23	23	23	23	23	23
4	WIGHTMAN	7	4	4	4	4	4	4	4	4
24	COOPER	8	24							
1	DEETH	9								

Weather / Track : Cloudy / Wet

Results can be found at [www.tsl-timing.com](http://www.tsl-timing.com)

Snetterton 300  
 Circuit Length = 2.9689 miles  
 Start: 13:28 Flag 13:49 End: 13:51

Printed - 13:56 Saturday, 07 November 2015

# Dunlop Mini7 Challenge Invitation Races

## RACE 4 - SECTOR ANALYSIS

SECTOR 1 = FL to I1, SECTOR 2 = I1 to I2, SECTOR 3 = I2 to FL, DIFF = Difference To Personal Best Lap

P1 11 Kane ASTIN		Mini Miglia									
IDEAL LAP TIME : 2:36.306		BEST LAP TIME : 2:36.765				DIFFERENCE : 0.459					
LAP	SECTOR 1	SECTOR 2		SECTOR 3		LAP TIME	MPH	DIFF	TIME OF DAY		
1 -		96.0	55.604	106.6	54.818	94.2	2:46.927	64.02	10.162	13:30:55.663	
2 -	48.706	94.3	55.344	108.2	53.713	95.1	2:37.763	67.74	0.998	13:33:33.426	
3 -	48.963	95.1	55.823	106.8	53.024	94.6	2:37.810	67.72	1.045	13:36:11.236	
4 -	48.815	93.5	55.573	106.8	53.249	92.6	2:37.637 (3)	67.80	0.872	13:38:48.873	
5 -	49.002	93.8	55.692	106.5	53.395	93.2	2:38.089	67.60	1.324	13:41:26.962	
6 -	48.872	94.2	55.097	107.3	53.503	93.4	2:37.472 (2)	67.87	0.707	13:44:04.434	
7 -	48.889	94.6	55.373	106.8	52.503	93.7	2:36.765 (1)	68.17		13:46:41.199	
8 -	48.980	94.7	55.959	107.0	53.134	92.5	2:38.073	67.61	1.308	13:49:19.272	

P2 99 Shayne DEEGAN		Mini Miglia									
IDEAL LAP TIME : 2:35.182		BEST LAP TIME : 2:35.601				DIFFERENCE : 0.419					
LAP	SECTOR 1	SECTOR 2		SECTOR 3		LAP TIME	MPH	DIFF	TIME OF DAY		
1 -		84.6	55.667	109.2	53.405	96.2	2:57.635	60.16	22.034	13:31:06.371	
2 -	48.486	92.5	55.127	107.2	54.395	95.3	2:38.008	67.64	2.407	13:33:44.379	
3 -	48.411	94.1	55.036	105.3	53.833	96.2	2:37.280	67.95	1.679	13:36:21.659	
4 -	48.559	93.2	55.001	106.6	52.413	95.3	2:35.973 (3)	68.52	0.372	13:38:57.632	
5 -	48.180	93.8	54.626	109.6	52.795	97.2	2:35.601 (1)	68.68		13:41:33.233	
6 -	48.477	95.8	54.821	111.8	53.181	95.7	2:36.479	68.30	0.878	13:44:09.712	
7 -	48.619	94.2	54.589	110.3	52.655	96.1	2:35.863 (2)	68.57	0.262	13:46:45.575	
8 -	48.822	95.0	55.454	110.9	52.653	97.1	2:36.929	68.10	1.328	13:49:22.504	

P3 53 Niven BURGE		Mini Miglia									
IDEAL LAP TIME : 2:35.991		BEST LAP TIME : 2:36.592				DIFFERENCE : 0.601					
LAP	SECTOR 1	SECTOR 2		SECTOR 3		LAP TIME	MPH	DIFF	TIME OF DAY		
1 -		92.9	55.307	102.2	54.932	92.6	2:45.614	64.53	9.022	13:30:54.350	
2 -	48.999	94.2	55.538	106.6	53.908	92.9	2:38.445 (3)	67.45	1.853	13:33:32.795	
3 -	48.450	93.8	55.829	102.9	54.185	92.4	2:38.464	67.44	1.872	13:36:11.259	
4 -	49.017	93.3	56.087	109.1	53.246	94.2	2:38.350 (2)	67.49	1.758	13:38:49.609	
5 -	49.410	94.2	55.236	108.7	57.139	92.9	2:41.785	66.06	5.193	13:41:31.394	
6 -	48.173	96.5	56.958	107.7	54.364	93.2	2:39.495	67.01	2.903	13:44:10.889	
7 -	48.369	92.3	55.641	107.8	52.582	93.9	2:36.592 (1)	68.25		13:46:47.481	
8 -	49.223	93.2	56.827	105.3	53.562	92.9	2:39.612	66.96	3.020	13:49:27.093	

P4 77 Tristen KNIGHT		Mini Miglia									
IDEAL LAP TIME : 2:38.053		BEST LAP TIME : 2:38.300				DIFFERENCE : 0.247					
LAP	SECTOR 1	SECTOR 2		SECTOR 3		LAP TIME	MPH	DIFF	TIME OF DAY		
1 -		89.9	1:15.398	93.0	56.974	91.5	3:08.789	56.61	30.489	13:31:17.525	
2 -	49.574	91.1	55.993	102.9	55.740	91.4	2:41.307	66.25	3.007	13:33:58.832	
3 -	49.865	91.8	55.542	103.4	55.495	92.1	2:40.902	66.42	2.602	13:36:39.734	
4 -	49.776	92.4	55.979	105.6	53.995	92.4	2:39.750	66.90	1.450	13:39:19.484	
5 -	49.365	91.5	56.598	104.6	55.000	91.0	2:40.963	66.40	2.663	13:42:00.447	
6 -	49.198	92.6	55.570	105.8	53.532	92.9	2:38.300 (1)	67.51		13:44:38.747	
7 -	49.280	93.9	55.951	105.3	54.289	91.8	2:39.520 (3)	67.00	1.220	13:47:18.267	
8 -	49.710	92.4	56.189	104.8	53.313	92.8	2:39.212 (2)	67.13	0.912	13:49:57.479	

P5 6 Ashley DAVIES		Mini Se7en									
IDEAL LAP TIME : 2:50.257		BEST LAP TIME : 2:50.742				DIFFERENCE : 0.485					
LAP	SECTOR 1	SECTOR 2		SECTOR 3		LAP TIME	MPH	DIFF	TIME OF DAY		
1 -		85.0	1:00.503	95.0	59.610	83.1	3:00.897	59.08	10.155	13:31:09.633	
2 -	53.495	83.5	1:00.862	96.9	57.575	83.9	2:51.932	62.16	1.190	13:34:01.565	
3 -	53.151	85.0	1:00.847	95.8	57.460	82.5	2:51.458	62.33	0.716	13:36:53.023	
4 -	52.980	85.0	1:00.403	96.0	57.359	83.4	2:50.742 (1)	62.59		13:39:43.765	
5 -	53.425	84.7	1:01.239	96.4	57.255	83.2	2:51.919	62.16	1.177	13:42:35.684	
6 -	53.289	83.7	1:00.875	96.4	57.057	82.2	2:51.221	62.42	0.479	13:45:26.905	
7 -	53.364	84.6	1:00.576	96.1	56.874	83.1	2:50.814 (3)	62.57	0.072	13:48:17.719	
8 -	53.085	84.5	1:00.547	96.1	57.147	81.3	2:50.779 (2)	62.58	0.037	13:51:08.498	

Snetterton 300

Circuit Length = 2.9689 miles

Start: 13:28 Flag 13:49 End: 13:51

Weather / Track : Cloudy / Wet

# Dunlop Mini7 Challenge Invitation Races

## RACE 4 - SECTOR ANALYSIS

SECTOR 1 = FL to I1, SECTOR 2 = I1 to I2, SECTOR 3 = I2 to FL, DIFF = Difference To Personal Best Lap

<b>P6 23</b>		<b>Jabez DYER</b>			<b>Mini Se7en</b>					
IDEAL LAP TIME : 2:59.036		BEST LAP TIME : 2:59.779			DIFFERENCE : 0.743					
LAP	SECTOR 1	SECTOR 2		SECTOR 3		LAP TIME	MPH	DIFF	TIME OF DAY	
1 -		75.0	1:04.720	92.0	1:00.900	82.2	3:08.953	56.56	9.174	13:31:17.689
2 -	56.933	77.3	1:05.534	85.3	1:01.904	<b>82.6</b>	3:04.371	57.97	4.592	13:34:22.060
3 -	56.833	68.4	1:05.593	89.9	1:01.131	82.4	3:03.557	58.22	3.778	13:37:25.617
4 -	56.709	73.8	1:04.968	90.8	1:00.583	81.5	3:02.260	58.64	2.481	13:40:27.877
5 -	56.090	74.8	1:04.814	<b>92.9</b>	1:00.823	80.3	3:01.727 <b>(3)</b>	58.81	1.948	13:43:29.604
6 -	56.918	74.3	1:05.259	<b>92.9</b>	<b>59.474</b>	81.1	3:01.651 <b>(2)</b>	58.83	1.872	13:46:31.255
7 -	<b>56.054</b>	<b>78.2</b>	<b>1:03.508</b>	<b>92.9</b>	1:00.217	81.5	<b>2:59.779 (1)</b>	<b>59.45</b>		<b>13:49:31.034</b>

<b>P7 4</b>		<b>Leon WIGHTMAN</b>			<b>Mini Se7en</b>					
IDEAL LAP TIME : 2:59.684		BEST LAP TIME : 3:00.082			DIFFERENCE : 0.398					
LAP	SECTOR 1	SECTOR 2		SECTOR 3		LAP TIME	MPH	DIFF	TIME OF DAY	
1 -		79.7	1:04.681	91.8	1:02.555	80.6	3:12.282	55.58	12.200	13:31:21.018
2 -	57.860	78.9	1:05.220	91.5	1:02.253	80.4	3:05.333	57.66	5.251	13:34:26.351
3 -	56.953	80.8	1:04.466	92.4	1:01.513	80.9	3:02.932	58.42	2.850	13:37:29.283
4 -	56.723	79.7	1:04.143	92.1	1:01.235	80.6	3:02.101	58.69	2.019	13:40:31.384
5 -	<b>56.310</b>	80.8	1:04.545	92.0	1:00.833	81.7	3:01.688 <b>(3)</b>	58.82	1.606	13:43:33.072
6 -	56.708	81.5	<b>1:03.361</b>	<b>92.8</b>	<b>1:00.013</b>	<b>82.3</b>	<b>3:00.082 (1)</b>	<b>59.35</b>		<b>13:46:33.154</b>
7 -	56.554	<b>81.8</b>	1:03.811	92.4	1:00.236	81.2	3:00.601 <b>(2)</b>	59.18	0.519	13:49:33.755

<b>P8 24</b>		<b>Tina COOPER</b>			<b>Mini Se7en</b>					
IDEAL LAP TIME : 3:10.230		BEST LAP TIME : 3:18.452			DIFFERENCE : 8.222					
LAP	SECTOR 1	SECTOR 2		SECTOR 3		LAP TIME	MPH	DIFF	TIME OF DAY	
1 -		<b>78.3</b>	<b>1:06.449</b>	81.3	<b>1:04.796</b>	<b>71.6</b>	<b>3:18.452 (1)</b>	<b>53.85</b>		<b>13:31:27.188</b>

# Dunlop Mini7 Challenge Invitation Races

## RACE 4 - BEST SPEEDS

POS	INTERMEDIATE 1			INTERMEDIATE 2			FINISH LINE		
	NO	NAME	MPH	NO	NAME	MPH	NO	NAME	MPH
1	53	BURGE	96.5	99	DEEGAN	111.8	99	DEEGAN	97.2
2	11	ASTIN	96.0	53	BURGE	109.1	11	ASTIN	95.1
3	99	DEEGAN	95.8	11	ASTIN	108.2	53	BURGE	94.2
4	77	KNIGHT	93.9	77	KNIGHT	105.8	77	KNIGHT	92.9
5	6	DAVIES	85.0	6	DAVIES	96.9	6	DAVIES	83.9
6	4	WIGHTMAN	81.8	23	DYER	92.9	23	DYER	82.6
7	24	COOPER	78.3	4	WIGHTMAN	92.8	4	WIGHTMAN	82.3
8	23	DYER	78.2	24	COOPER	87.4	24	COOPER	71.6
9									

Weather / Track : Cloudy / Wet

Results can be found at [www.tsl-timing.com](http://www.tsl-timing.com)

Snetterton 300  
Circuit Length = 2.9689 miles  
Start: 13:28 Flag 13:49 End: 13:51

Printed - 13:56 Saturday, 07 November 2015

# Dunlop Mini7 Challenge Invitation Races

## RACE 4 - BEST SECTORS

SECTOR 1			SECTOR 2			SECTOR 3			IDEAL / BEST COMPARISON						
POS	NO	NAME	TIME	NO	NAME	TIME	NO	NAME	TIME	POS	NO	NAME	IDEAL	BEST	DIFF
													<b>PERFECT LAP</b>	<b>2:35.175</b>	
1	53	BURGE	48.173	99	DEEGAN	54.589	99	DEEGAN	52.413	1	99	DEEGAN	2:35.182	2:35.601	0.419
2	99	DEEGAN	48.180	11	ASTIN	55.097	11	ASTIN	52.503	2	53	BURGE	2:35.991	2:36.592	0.601
3	11	ASTIN	48.706	53	BURGE	55.236	53	BURGE	52.582	3	11	ASTIN	2:36.306	2:36.765	0.459
4	77	KNIGHT	49.198	77	KNIGHT	55.542	77	KNIGHT	53.313	4	77	KNIGHT	2:38.053	2:38.300	0.247
5	6	DAVIES	52.980	6	DAVIES	1:00.403	6	DAVIES	56.874	5	6	DAVIES	2:50.257	2:50.742	0.485
6	23	DYER	56.054	4	WIGHTMAN	1:03.361	23	DYER	59.474	6	23	DYER	2:59.036	2:59.779	0.743
7	4	WIGHTMAN	56.310	23	DYER	1:03.508	4	WIGHTMAN	1:00.013	7	4	WIGHTMAN	2:59.684	3:00.082	0.398
8	24	COOPER	58.985	24	COOPER	1:06.449	24	COOPER	1:04.796	8	24	COOPER	3:10.230	3:18.452	8.222
9															

Weather / Track : Cloudy / Wet

Results can be found at [www.tsl-timing.com](http://www.tsl-timing.com)


Snetterton 300  
 Circuit Length = 2.9689 miles  
 Start: 13:28 Flag 13:49 End: 13:51

Printed - 13:56 Saturday, 07 November 2015



# Dunlop Mini7 Challenge Invitation Races

## RACE 8 - GRID (20 minutes)

ROW 5	9	<b>1</b> Rupert DEETH	
ROW 4		7 <b>4</b> Leon WIGHTMAN	8 <b>24</b> Tina COOPER
ROW 3	5	<b>6</b> Ashley DAVIES	6 <b>23</b> Jabez DYER
ROW 2		3 <b>53</b> Niven BURGE	4 <b>77</b> Tristen KNIGHT
ROW 1	1	<b>11</b> Kane ASTIN	2 <b>99</b> Shayne DEEGAN
<b>Pole</b>			
			

Snetterton 300  
Circuit Length = 2.9689 miles

**These results are provisional until the conclusion of any judicial and technical matters.**

Clerk Of Course :

Timekeeper :

# Dunlop Mini7 Challenge Invitation Races

## RACE 8 - CLASSIFICATION

POS	NO	NAME	ENTRY	LAPS	TIME	GAP	DIFF	MPH	BEST	ON
1	99	<b>Shayne DEEGAN</b>	Mini Miglia	7	17:20.294			71.91	<b>2:25.956</b>	6
2	11	<b>Kane ASTIN</b>	Mini Miglia	7	17:28.265	<b>7.971</b>	7.971	71.37	<b>2:25.782</b>	4
3	53	<b>Niven BURGE</b>	Mini Miglia	7	17:32.964	<b>12.670</b>	4.699	71.05	<b>2:26.311</b>	6
4	1	<b>Rupert DEETH</b>	Mini Miglia	7	18:39.073	<b>1:18.779</b>	1:06.109	66.85	<b>2:36.097</b>	6
5	6	<b>Ashley DAVIES</b>	Mini Se7en	7	19:04.043	<b>1:43.749</b>	24.970	65.39	<b>2:39.217</b>	5
6	4	<b>Leon WIGHTMAN</b>	Mini Se7en	7	19:33.380	<b>2:13.086</b>	29.337	63.76	<b>2:43.150</b>	5
7	23	<b>Jabez DYER</b>	Mini Se7en	7	20:06.366	<b>2:46.072</b>	32.986	62.01	<b>2:49.217</b>	6
8	24	<b>Tina COOPER</b>	Mini Se7en	6	17:21.178	<b>1 Lap</b>	1 Lap	61.59	<b>2:49.723</b>	6
NOT CLASSIFIED										
DNF	77	<b>Tristen KNIGHT</b>	Mini Miglia	5	14:34.829	<b>2 Laps</b>	1 Lap	61.08	<b>2:31.290</b>	4
FASTEST LAP										
	11	<b>Kane ASTIN</b>	Mini Miglia	4	2:25.782			73.31 mph	117.98 kph	

Weather / Track : Cloudy / Wet

These results are provisional until the conclusion of any judicial and technical matters.

Snetterton 300

Circuit Length = 2.9689 miles

Start: 10:36 Flag 10:53 End: 10:56

Clerk Of Course :	Timekeeper :
-------------------	--------------

# Dunlop Mini7 Challenge Invitation Races

## RACE 8 - LAP CHART

LAP 1 @ 10:39:10.226			LAP 2 @ 10:41:40.400			LAP 3 @ 10:44:07.379			LAP 4 @ 10:46:33.663			LAP 5 @ 10:48:59.796		
NO	BEHIND	LAP TIME	NO	BEHIND	LAP TIME	NO	BEHIND	LAP TIME	NO	BEHIND	LAP TIME	NO	BEHIND	LAP TIME
99		2:38.723	99		2:30.174	99		2:26.979	99		2:26.284	99		2:26.133
77	5.418	2:44.141	11	5.170	2:28.257	11	5.630	2:27.439	11	5.128	2:25.782	11	4.980	2:25.985
1	6.911	2:45.634	53	8.043	2:29.142	53	8.802	2:27.738	53	9.747	2:27.229	53	10.475	2:26.861
11	7.087	2:45.810	1	14.788	2:38.051	1	32.117	2:44.308	1	47.957	2:42.124	1	58.241	2:36.417
53	9.075	2:47.798	6	27.053	2:43.398	6	42.263	2:42.189	6	56.675	2:40.696	6	1:09.759	2:39.217
6	13.829	2:52.552	4	37.882	2:47.423	4	57.360	2:46.457	4	1:14.837	2:43.761	4	1:31.854	2:43.150
4	20.633	2:59.356	23	41.079	2:50.083	23	1:04.019	2:49.919	23	1:28.091	2:50.356	23	1:52.540	2:50.582
23	21.170	2:59.893	24	50.250	2:54.636	24	1:15.868	2:52.597	24	1:39.519	2:49.935	24	2:03.162	2:49.776
24	25.788	3:04.511	77	1:35.574	4:00.330	77	1:44.965	2:36.370	77	1:49.971	2:31.290	77	2:06.536	2:42.698

Weather / Track : Cloudy / Wet

Results can be found at [www.tsl-timing.com](http://www.tsl-timing.com)

Page 1 of 2

Snetterton 300  
 Circuit Length = 2.9689 miles  
 Start: 10:36 Flag 10:53 End: 10:56

Printed - 10:57 Sunday, 08 November 2015

# Dunlop Mini7 Challenge Invitation Races

## RACE 8 - LAP CHART

LAP 6 @ 10:51:25.752			LAP 7 @ 10:53:51.797		
NO	BEHIND	LAP TIME	NO	BEHIND	LAP TIME
99		2:25.956	99		2:26.045
11	5.770	2:26.746	24	1 Lap	2:49.723
53	10.830	2:26.311	11	7.971	2:28.246
1	1:08.382	2:36.097	53	12.670	2:27.885
6	1:26.923	2:43.120	1	1:18.779	2:36.442
4	1:49.418	2:43.520	6	1:43.749	2:42.871
23	2:15.801	2:49.217	4	2:13.086	2:49.713
			23	2:46.072	2:56.316

Weather / Track : Cloudy / Wet

Results can be found at [www.tsl-timing.com](http://www.tsl-timing.com)

Page 2 of 2

Snetterton 300  
Circuit Length = 2.9689 miles  
Start: 10:36 Flag 10:53 End: 10:56

Printed - 10:57 Sunday, 08 November 2015

# Dunlop Mini7 Challenge Invitation Races

## RACE 8 - POSITION CHART

No	Name	Lap Pos	Lap						
			1	2	3	4	5	6	7
11	ASTIN	1	99	99	99	99	99	99	99
99	DEEGAN	2	77	11	11	11	11	11	11
53	BURGE	3	1	53	53	53	53	53	53
77	KNIGHT	4	11	1	1	1	1	1	1
6	DAVIES	5	53	6	6	6	6	6	6
23	DYER	6	6	4	4	4	4	4	4
4	WIGHTMAN	7	4	23	23	23	23	23	23
24	COOPER	8	23	24	24	24	24	24	
1	DEETH	9	24	77	77	77	77		

Weather / Track : Cloudy / Wet

Results can be found at [www.tsl-timing.com](http://www.tsl-timing.com)

Snetterton 300  
Circuit Length = 2.9689 miles  
Start: 10:36 Flag 10:53 End: 10:56

Printed - 10:57 Sunday, 08 November 2015

# Dunlop Mini7 Challenge Invitation Races

## RACE 8 - SECTOR ANALYSIS

SECTOR 1 = FL to I1, SECTOR 2 = I1 to I2, SECTOR 3 = I2 to FL, DIFF = Difference To Personal Best Lap

P1 99		Shayne DEEGAN					Mini Miglia			
IDEAL LAP TIME : 2:25.113		BEST LAP TIME : 2:25.956					DIFFERENCE : 0.843			
LAP	SECTOR 1	SECTOR 2		SECTOR 3		LAP TIME	MPH	DIFF	TIME OF DAY	
1 -		88.1	53.714	106.6	49.953	101.6	2:38.723	67.33	12.767	10:39:10.226
2 -	47.462	95.0	52.935	110.3	49.777	100.9	2:30.174	71.17	4.218	10:41:40.400
3 -	46.300	<b>98.2</b>	51.687	110.7	48.992	101.3	2:26.979	72.71	1.023	10:44:07.379
4 -	45.595	95.8	52.249	110.5	<b>48.440</b>	<b>102.1</b>	2:26.284	73.06	0.328	10:46:33.663
5 -	45.620	95.4	51.657	<b>110.9</b>	48.856	101.5	2:26.133 (3)	73.13	0.177	10:48:59.796
6 -	45.640	95.7	<b>51.315</b>	110.7	49.001	101.9	<b>2:25.956 (1)</b>	<b>73.22</b>		<b>10:51:25.752</b>
7 -	<b>45.358</b>	94.5	51.654	108.7	49.033	101.6	2:26.045 (2)	73.18	0.089	10:53:51.797

P2 11		Kane ASTIN					Mini Miglia			
IDEAL LAP TIME : 2:25.760		BEST LAP TIME : 2:25.782					DIFFERENCE : 0.022			
LAP	SECTOR 1	SECTOR 2		SECTOR 3		LAP TIME	MPH	DIFF	TIME OF DAY	
1 -		82.3	54.647	<b>107.5</b>	56.013	<b>102.9</b>	2:45.810	64.45	20.028	10:39:17.313
2 -	46.718	<b>96.5</b>	52.339	106.5	49.200	99.5	2:28.257	72.09	2.475	10:41:45.570
3 -	46.655	94.7	51.534	107.0	49.250	99.1	2:27.439	72.49	1.657	10:44:13.009
4 -	<b>45.570</b>	96.1	<b>51.424</b>	107.0	48.788	99.2	<b>2:25.782 (1)</b>	<b>73.31</b>		<b>10:46:38.791</b>
5 -	45.584	96.0	51.635	106.5	<b>48.766</b>	98.9	2:25.985 (2)	73.21	0.203	10:49:04.776
6 -	45.808	96.1	51.702	106.8	49.236	97.6	2:26.746 (3)	72.83	0.964	10:51:31.522
7 -	46.108	95.0	51.717	106.3	50.421	73.8	2:28.246	72.09	2.464	10:53:59.768

P3 53		Niven BURGE					Mini Miglia			
IDEAL LAP TIME : 2:25.408		BEST LAP TIME : 2:26.311					DIFFERENCE : 0.903			
LAP	SECTOR 1	SECTOR 2		SECTOR 3		LAP TIME	MPH	DIFF	TIME OF DAY	
1 -		86.9	54.614	105.3	57.917	95.7	2:47.798	63.69	21.487	10:39:19.301
2 -	47.175	<b>93.2</b>	52.055	<b>107.8</b>	49.912	98.3	2:29.142	71.66	2.831	10:41:48.443
3 -	45.639		52.633	107.3	49.466	<b>98.5</b>	2:27.738	72.34	1.427	10:44:16.181
4 -	46.347		<b>51.495</b>	107.3	49.387	98.2	2:27.229 (3)	72.59	0.918	10:46:43.410
5 -	<b>44.906</b>		52.907	106.6	49.048	97.5	2:26.861 (2)	72.77	0.550	10:49:10.271
6 -	45.177		52.127	106.5	<b>49.007</b>	97.9	<b>2:26.311 (1)</b>	<b>73.05</b>		<b>10:51:36.582</b>
7 -	45.460		52.345	106.1	50.080	97.9	2:27.885	72.27	1.574	10:54:04.467

P4 1		Rupert DEETH					Mini Miglia			
IDEAL LAP TIME : 2:35.267		BEST LAP TIME : 2:36.097					DIFFERENCE : 0.830			
LAP	SECTOR 1	SECTOR 2		SECTOR 3		LAP TIME	MPH	DIFF	TIME OF DAY	
1 -		<b>91.0</b>	54.824	99.7	52.248	<b>100.7</b>	2:45.634	64.52	9.537	10:39:17.137
2 -	<b>49.077</b>	89.5	55.295	96.2	53.679	96.0	2:38.051	67.62	1.954	10:41:55.188
3 -	52.104	77.7	57.262	95.7	54.942	94.5	2:44.308	65.04	8.211	10:44:39.496
4 -	51.927	78.3	57.332	<b>102.4</b>	52.865	99.1	2:42.124	65.92	6.027	10:47:21.620
5 -	49.604	83.7	54.770	101.8	<b>52.043</b>	98.9	2:36.417 (2)	68.33	0.320	10:49:58.037
6 -	49.279	88.5	54.524	99.4	52.294	100.0	<b>2:36.097 (1)</b>	<b>68.47</b>		<b>10:52:34.134</b>
7 -	49.439	87.4	<b>54.147</b>	98.6	52.856	100.0	2:36.442 (3)	68.31	0.345	10:55:10.576

P5 6		Ashley DAVIES					Mini Se7en			
IDEAL LAP TIME : 2:38.382		BEST LAP TIME : 2:39.217					DIFFERENCE : 0.835			
LAP	SECTOR 1	SECTOR 2		SECTOR 3		LAP TIME	MPH	DIFF	TIME OF DAY	
1 -		<b>87.9</b>	56.657	<b>99.2</b>	57.477	83.4	2:52.552	61.94	13.335	10:39:24.055
2 -	51.977	86.1	57.255	96.6	54.166	88.7	2:43.398	65.41	4.181	10:42:07.453
3 -	51.216	86.9	56.894	96.5	54.079	88.7	2:42.189 (3)	65.89	2.972	10:44:49.642
4 -	50.769	86.3	56.449	96.8	53.478	<b>89.3</b>	2:40.696 (2)	66.51	1.479	10:47:30.338
5 -	<b>49.601</b>	87.3	<b>56.078</b>	96.9	53.538	88.0	<b>2:39.217 (1)</b>	<b>67.12</b>		<b>10:50:09.555</b>
6 -	50.192	87.0	1:00.225	96.1	<b>52.703</b>	88.5	2:43.120	65.52	3.903	10:52:52.675
7 -	50.872	86.4	56.868	96.1	55.131	86.7	2:42.871	65.62	3.654	10:55:35.546

P6 4		Leon WIGHTMAN					Mini Se7en			
IDEAL LAP TIME : 2:42.480		BEST LAP TIME : 2:43.150					DIFFERENCE : 0.670			
LAP	SECTOR 1	SECTOR 2		SECTOR 3		LAP TIME	MPH	DIFF	TIME OF DAY	

Weather / Track : Cloudy / Wet

Snetterton 300  
Circuit Length = 2.9689 miles  
Start: 10:36 Flag 10:53 End: 10:56

# Dunlop Mini7 Challenge Invitation Races

## RACE 8 - SECTOR ANALYSIS

SECTOR 1 = FL to I1, SECTOR 2 = I1 to I2, SECTOR 3 = I2 to FL, DIFF = Difference To Personal Best Lap

1 -		84.0	59.934	<b>96.6</b>	56.854	85.0	2:59.356	59.59	16.206	10:39:30.859
2 -	53.254	83.4	58.578	92.1	55.591	85.1	2:47.423	63.83	4.273	10:42:18.282
3 -	52.390	83.1	58.408	92.3	55.659	84.7	2:46.457	64.20	3.307	10:45:04.739
4 -	51.877	<b>84.6</b>	57.441	92.8	54.443	85.3	2:43.761 (3)	65.26	0.611	10:47:48.500
5 -	51.994	84.2	<b>57.058</b>	92.5	<b>54.098</b>	<b>85.4</b>	<b>2:43.150 (1)</b>	<b>65.51</b>		<b>10:50:31.650</b>
6 -	<b>51.324</b>	84.0	57.358	92.0	54.838	84.9	2:43.520 (2)	65.36	0.370	10:53:15.170
7 -	53.393	82.3	59.394	90.9	56.926	84.0	2:49.713	62.97	6.563	10:56:04.883

P7 23		Jabez DYER			Mini Se7en		
IDEAL LAP TIME : 2:48.387		BEST LAP TIME : 2:49.217			DIFFERENCE : 0.830		
LAP	SECTOR 1	SECTOR 2	SECTOR 3	LAP TIME	MPH	DIFF	TIME OF DAY

1 -		79.7	1:00.137	95.0	57.586	<b>90.4</b>	2:59.893	59.41	10.676	10:39:31.396
2 -	54.618	75.1	59.515	96.0	<b>55.950</b>	88.1	2:50.083 (3)	62.84	0.866	10:42:21.479
3 -	53.893	<b>83.3</b>	59.767	94.6	56.259	88.1	2:49.919 (2)	62.90	0.702	10:45:11.398
4 -	<b>53.315</b>	80.6	1:00.133	95.5	56.908	87.4	2:50.356	62.73	1.139	10:48:01.754
5 -	54.881	79.4	59.575	<b>96.4</b>	56.126	87.8	2:50.582	62.65	1.365	10:50:52.336
6 -	53.796	78.9	<b>59.122</b>	95.8	56.299	87.7	<b>2:49.217 (1)</b>	<b>63.16</b>		<b>10:53:41.553</b>
7 -	55.825	78.2	1:01.677	94.1	58.814	80.4	2:56.316	60.61	7.099	10:56:37.869

P8 24		Tina COOPER			Mini Se7en		
IDEAL LAP TIME : 2:48.722		BEST LAP TIME : 2:49.723			DIFFERENCE : 1.001		
LAP	SECTOR 1	SECTOR 2	SECTOR 3	LAP TIME	MPH	DIFF	TIME OF DAY

1 -		77.6	1:01.784	93.2	58.208	87.2	3:04.511	57.92	14.788	10:39:36.014
2 -	54.861	78.7	1:01.795	96.2	57.980	87.6	2:54.636	61.20	4.913	10:42:30.650
3 -	54.682	81.1	1:00.290	96.1	57.625	88.0	2:52.597	61.92	2.874	10:45:23.247
4 -	53.901	83.6	<b>59.613</b>	96.8	56.421	87.7	2:49.935 (3)	62.89	0.212	10:48:13.182
5 -	<b>52.993</b>	<b>84.3</b>	1:00.667	96.8	<b>56.116</b>	88.3	2:49.776 (2)	62.95	0.053	10:51:02.958
6 -	53.155	82.5	59.957	<b>97.5</b>	56.611	<b>88.8</b>	<b>2:49.723 (1)</b>	<b>62.97</b>		<b>10:53:52.681</b>

P9 77		Tristen KNIGHT			Mini Miglia		
IDEAL LAP TIME : 2:29.598		BEST LAP TIME : 2:31.290			DIFFERENCE : 1.692		
LAP	SECTOR 1	SECTOR 2	SECTOR 3	LAP TIME	MPH	DIFF	TIME OF DAY

1 -		84.4	54.679	104.6	52.359	98.6	2:44.141	65.11	12.851	10:39:15.644
2 -	47.588	<b>96.6</b>	2:18.131	91.6	54.611	97.2	4:00.330	44.47	1:29.040	10:43:15.974
3 -	49.708	84.7	54.867	101.5	51.795	98.2	2:36.370 (2)	68.35	5.080	10:45:52.344
4 -	47.785	86.9	54.013	<b>105.6</b>	<b>49.492</b>	<b>98.8</b>	<b>2:31.290 (1)</b>	<b>70.64</b>		<b>10:48:23.634</b>
5 -	<b>46.308</b>	86.8	<b>53.798</b>	<b>105.6</b>	1:02.592	96.2	2:42.698 (3)	65.69	11.408	10:51:06.332

# Dunlop Mini7 Challenge Invitation Races

## RACE 8 - BEST SPEEDS

POS	INTERMEDIATE 1			INTERMEDIATE 2			FINISH LINE		
	NO	NAME	MPH	NO	NAME	MPH	NO	NAME	MPH
1	99	DEEGAN	98.2	99	DEEGAN	110.9	11	ASTIN	102.9
2	77	KNIGHT	96.6	53	BURGE	107.8	99	DEEGAN	102.1
3	11	ASTIN	96.5	11	ASTIN	107.5	1	DEETH	100.7
4	53	BURGE	93.2	77	KNIGHT	105.6	77	KNIGHT	98.8
5	1	DEETH	91.0	1	DEETH	102.4	53	BURGE	98.5
6	6	DAVIES	87.9	6	DAVIES	99.2	23	DYER	90.4
7	4	WIGHTMAN	84.6	24	COOPER	97.5	6	DAVIES	89.3
8	24	COOPER	84.3	4	WIGHTMAN	96.6	24	COOPER	88.8
9	23	DYER	83.3	23	DYER	96.4	4	WIGHTMAN	85.4

Weather / Track : Cloudy / Wet

Results can be found at [www.tsl-timing.com](http://www.tsl-timing.com)

Snetterton 300  
Circuit Length = 2.9689 miles  
Start: 10:36 Flag 10:53 End: 10:56

Printed - 10:57 Sunday, 08 November 2015



# Dunlop Mini7 Challenge Invitation Races

## RACE 8 - BEST SECTORS

SECTOR 1			SECTOR 2			SECTOR 3			IDEAL / BEST COMPARISON						
POS	NO	NAME	TIME	NO	NAME	TIME	NO	NAME	TIME	POS	NO	NAME	IDEAL	BEST	DIFF
1	53	BURGE	44.906	99	DEEGAN	51.315	99	DEEGAN	48.440	1	99	DEEGAN	2:25.113	2:25.956	0.843
2	99	DEEGAN	45.358	11	ASTIN	51.424	11	ASTIN	48.766	2	53	BURGE	2:25.408	2:26.311	0.903
3	11	ASTIN	45.570	53	BURGE	51.495	53	BURGE	49.007	3	11	ASTIN	2:25.760	2:25.782	0.022
4	77	KNIGHT	46.308	77	KNIGHT	53.798	77	KNIGHT	49.492	4	77	KNIGHT	2:29.598	2:31.290	1.692
5	1	DEETH	49.077	1	DEETH	54.147	1	DEETH	52.043	5	1	DEETH	2:35.267	2:36.097	0.830
6	6	DAVIES	49.601	6	DAVIES	56.078	6	DAVIES	52.703	6	6	DAVIES	2:38.382	2:39.217	0.835
7	4	WIGHTMAN	51.324	4	WIGHTMAN	57.058	4	WIGHTMAN	54.098	7	4	WIGHTMAN	2:42.480	2:43.150	0.670
8	24	COOPER	52.993	23	DYER	59.122	23	DYER	55.950	8	23	DYER	2:48.387	2:49.217	0.830
9	23	DYER	53.315	24	COOPER	59.613	24	COOPER	56.116	9	24	COOPER	2:48.722	2:49.723	1.001

PERFECT LAP 2:24.661

Weather / Track : Cloudy / Wet


Results can be found at [www.tsl-timing.com](http://www.tsl-timing.com)

Snetterton 300  
 Circuit Length = 2.9689 miles  
 Start: 10:36 Flag 10:53 End: 10:56

Printed - 10:58 Sunday, 08 November 2015

# Dunlop Mini7 Challenge Invitation Races

## RACE 13 - GRID (20 minutes)

ROW 5	9	77	Tristen KNIGHT				
ROW 4		7	23	Jabez DYER	8	24	Tina COOPER
ROW 3	5	6	Ashley DAVIES	6	4	Leon WIGHTMAN	
ROW 2		3	53	Niven BURGE	4	1	Rupert DEETH
ROW 1	1	99	Shayne DEEGAN	2	11	Kane ASTIN	
<b>Pole</b>							
							

Snetterton 300  
Circuit Length = 2.9689 miles

**These results are provisional until the conclusion of any judicial and technical matters.**

Clerk Of Course :

Timekeeper :

# Dunlop Mini7 Challenge Invitation Races

## RACE 13 - CLASSIFICATION

POS	NO	NAME	ENTRY	LAPS	TIME	GAP	DIFF	MPH	BEST	ON
1	99	Shayne DEEGAN	Mini Miglia	9	20:40.271			77.55	2:15.255	6
2	1	Rupert DEETH	Mini Miglia	9	20:54.491	14.220	14.220	76.67	2:17.737	8
3	77	Tristen KNIGHT	Mini Miglia	9	21:07.257	26.986	12.766	75.90	2:18.783	8
4	53	Niven BURGE	Mini Miglia	9	21:07.314	27.043	0.057	75.90	2:18.406	3
5	6	Ashley DAVIES	Mini Se7en	9	22:37.683	1:57.412	1:30.369	70.85	2:29.327	9
6	23	Jabez DYER	Mini Se7en	9	23:07.354	2:27.083	29.671	69.33	2:31.247	7
7	24	Tina COOPER	Mini Se7en	9	23:10.861	2:30.590	3.507	69.16	2:32.333	7
8	4	Leon WIGHTMAN	Mini Se7en	9	23:11.531	2:31.260	0.670	69.12	2:32.126	7
NOT CLASSIFIED										
DNF	11	Kane ASTIN	Mini Miglia	5	11:33.300	4 Laps	4 Laps	77.08	2:15.645	5
FASTEST LAP										
	99	Shayne DEEGAN	Mini Miglia	6	2:15.255			79.02 mph	127.17 kph	

Weather / Track : Cloudy / Dry

These results are provisional until the conclusion of any judicial and technical matters.

Snetterton 300

Circuit Length = 2.9689 miles

Start: 14:01 Flag 14:22 End: 14:24

Clerk Of Course :		Timekeeper :
-------------------	--	--------------

# Dunlop Mini7 Challenge Invitation Races

## RACE 13 - LAP CHART

LAP 1 @ 14:03:52.668			LAP 6 @ 14:15:13.938		
NO	BEHIND	LAP TIME	NO	BEHIND	LAP TIME

99		2:26.745
11	0.096	2:26.841
1	1.253	2:27.998
53	1.358	2:28.103
77	3.149	2:29.894
6	11.933	2:38.678
23	13.804	2:40.549
4	15.124	2:41.869
24	17.157	2:43.902

99		2:15.255
1	11.352	2:18.383
77	20.488	2:19.082
53	21.067	2:18.536
6	1:19.935	2:29.523
23	1:40.525	2:33.332
4	1:41.230	2:33.577
24	1:43.719	2:33.439

LAP 2 @ 14:06:09.164			LAP 7 @ 14:17:31.045		
NO	BEHIND	LAP TIME	NO	BEHIND	LAP TIME

99		2:16.496
11	0.161	2:16.561
1	3.859	2:19.102
77	6.785	2:20.132
53	9.045	2:24.183
6	26.329	2:30.892
23	31.011	2:33.703
4	32.431	2:33.803
24	35.171	2:34.510

99		2:17.107
1	12.730	2:18.485
53	22.790	2:18.830
77	23.271	2:19.890
6	1:33.305	2:30.477
23	1:54.665	2:31.247
4	1:56.249	2:32.126
24	1:58.945	2:32.333

LAP 3 @ 14:08:25.849			LAP 8 @ 14:19:48.579		
NO	BEHIND	LAP TIME	NO	BEHIND	LAP TIME

99		2:16.685
11	0.170	2:16.694
1	5.080	2:17.906
77	10.146	2:20.046
53	10.766	2:18.406
6	39.102	2:29.458
23	47.774	2:33.448
4	48.352	2:32.606
24	51.994	2:33.508

99		2:17.534
1	12.933	2:17.737
53	24.214	2:18.958
77	24.520	2:18.783
6	1:45.700	2:29.929
23	2:09.715	2:32.584
24	2:14.588	2:33.177
4	2:16.130	2:37.415

LAP 4 @ 14:10:43.407			LAP 9 @ 14:22:06.194		
NO	BEHIND	LAP TIME	NO	BEHIND	LAP TIME

99		2:17.558
11	0.171	2:17.559
1	5.343	2:17.821
53	11.890	2:18.682
77	12.619	2:20.031
6	51.482	2:29.938
4	1:03.951	2:33.157
23	1:03.998	2:33.782
24	1:08.096	2:33.660

99		2:17.615
1	14.220	2:18.902
77	26.986	2:20.081
53	27.043	2:20.444
6	1:57.412	2:29.327
23	2:27.083	2:34.983
24	2:30.590	2:33.617
4	2:31.260	2:32.745

LAP 5 @ 14:12:58.683		
NO	BEHIND	LAP TIME

99		2:15.276
11	0.540	2:15.645
1	8.224	2:18.157
77	16.661	2:19.318
53	17.786	2:21.172
6	1:05.667	2:29.461
23	1:22.448	2:33.726
4	1:22.908	2:34.233
24	1:25.535	2:32.715

Weather / Track : Cloudy / Dry

Results can be found at [www.tsl-timing.com](http://www.tsl-timing.com)

Snetterton 300  
Circuit Length = 2.9689 miles  
Start: 14:01 Flag 14:22 End: 14:24

Printed - 14:25 Sunday, 08 November 2015

# Dunlop Mini7 Challenge Invitation Races

## RACE 13 - POSITION CHART

No	Name	Lap									
		Pos	1	2	3	4	5	6	7	8	9
99	DEEGAN	1	99	99	99	99	99	99	99	99	99
11	ASTIN	2	11	11	11	11	11	1	1	1	1
53	BURGE	3	1	1	1	1	1	77	53	53	77
1	DEETH	4	53	77	77	53	77	53	77	77	53
6	DAVIES	5	77	53	53	77	53	6	6	6	6
4	WIGHTMAN	6	6	6	6	6	6	23	23	23	23
23	DYER	7	23	23	23	4	23	4	4	24	24
24	COOPER	8	4	4	4	23	4	24	24	4	4
77	KNIGHT	9	24	24	24	24	24				

Weather / Track : Cloudy / Dry

Results can be found at [www.tsl-timing.com](http://www.tsl-timing.com)

Snetterton 300  
 Circuit Length = 2.9689 miles  
 Start: 14:01 Flag 14:22 End: 14:24

Printed - 14:25 Sunday, 08 November 2015

# Dunlop Mini7 Challenge Invitation Races

## RACE 13 - SECTOR ANALYSIS

SECTOR 1 = FL to I1, SECTOR 2 = I1 to I2, SECTOR 3 = I2 to FL, DIFF = Difference To Personal Best Lap

P1 99		Shayne DEEGAN					Mini Miglia				
IDEAL LAP TIME : 2:14.767		BEST LAP TIME : 2:15.255					DIFFERENCE : 0.488				
LAP	SECTOR 1		SECTOR 2		SECTOR 3		LAP TIME	MPH	DIFF	TIME OF DAY	
1 -		99.7	49.247	109.6	46.217	101.5	2:26.745	72.83	11.490	14:03:52.668	
2 -	42.967	99.8	48.305	110.5	45.224	102.7	2:16.496 (3)	78.30	1.241	14:06:09.164	
3 -	43.301	99.7	<b>47.955</b>	110.5	45.429	<b>103.5</b>	2:16.685	78.19	1.430	14:08:25.849	
4 -	43.524	<b>100.7</b>	49.266	<b>111.1</b>	44.768	102.7	2:17.558	77.69	2.303	14:10:43.407	
5 -	42.448	99.4	48.129	110.3	44.699	102.4	2:15.276 (2)	79.00	0.021	14:12:58.683	
6 -	<b>42.141</b>	99.7	48.443	110.5	<b>44.671</b>	101.9	<b>2:15.255 (1)</b>	<b>79.02</b>		<b>14:15:13.938</b>	
7 -	42.826	99.2	48.773	110.3	45.508	101.9	2:17.107	77.95	1.852	14:17:31.045	
8 -	42.842	99.1	49.241	110.5	45.451	101.9	2:17.534	77.71	2.279	14:19:48.579	
9 -	42.860	96.8	49.393	110.7	45.362	103.0	2:17.615	77.66	2.360	14:22:06.194	

P2 1		Rupert DEETH					Mini Miglia				
IDEAL LAP TIME : 2:17.305		BEST LAP TIME : 2:17.737					DIFFERENCE : 0.432				
LAP	SECTOR 1		SECTOR 2		SECTOR 3		LAP TIME	MPH	DIFF	TIME OF DAY	
1 -		96.8	49.936	<b>110.1</b>	46.268	<b>102.4</b>	2:27.998	72.21	10.261	14:03:53.921	
2 -	44.192	85.8	48.825	108.7	46.085	101.0	2:19.102	76.83	1.365	14:06:13.023	
3 -	43.670	97.2	<b>48.821</b>	<b>110.1</b>	45.415	101.9	2:17.906 (3)	77.50	0.169	14:08:30.929	
4 -	<b>43.175</b>	<b>98.1</b>	49.337	109.4	<b>45.309</b>	101.6	2:17.821 (2)	77.55	0.084	14:10:48.750	
5 -	43.207	94.6	49.025	109.1	45.925	101.5	2:18.157	77.36	0.420	14:13:06.907	
6 -	43.600	93.3	49.134	108.2	45.649	101.3	2:18.383	77.23	0.646	14:15:25.290	
7 -	43.463	93.8	49.650	108.5	45.372	101.5	2:18.485	77.17	0.748	14:17:43.775	
8 -	43.285	92.9	49.130	109.1	45.322	101.6	<b>2:17.737 (1)</b>	<b>77.59</b>		<b>14:20:01.512</b>	
9 -	44.126	95.8	49.295	109.2	45.481	100.7	2:18.902	76.94	1.165	14:22:20.414	

P3 77		Tristen KNIGHT					Mini Miglia				
IDEAL LAP TIME : 2:18.188		BEST LAP TIME : 2:18.783					DIFFERENCE : 0.595				
LAP	SECTOR 1		SECTOR 2		SECTOR 3		LAP TIME	MPH	DIFF	TIME OF DAY	
1 -		92.0	50.253	105.5	46.966	101.8	2:29.894	71.30	11.111	14:03:55.817	
2 -	43.602	94.7	49.958	107.8	46.572	99.7	2:20.132	76.27	1.349	14:06:15.949	
3 -	44.226	97.3	49.744	106.6	46.076	98.8	2:20.046	76.31	1.263	14:08:35.995	
4 -	44.051	96.8	49.384	105.8	46.596	101.0	2:20.031	76.32	1.248	14:10:56.026	
5 -	43.677	95.3	49.723	105.5	45.918	99.1	2:19.318 (3)	76.71	0.535	14:13:15.344	
6 -	43.715	96.0	49.691	105.5	<b>45.676</b>	98.5	2:19.082 (2)	76.84	0.299	14:15:34.426	
7 -	43.891	97.1	49.507	109.2	46.492	101.6	2:19.890	76.40	1.107	14:17:54.316	
8 -	<b>43.517</b>	<b>99.5</b>	<b>48.995</b>	<b>111.1</b>	46.271	<b>102.4</b>	<b>2:18.783 (1)</b>	<b>77.01</b>		<b>14:20:13.099</b>	
9 -	43.978	97.1	49.190	106.6	46.913	97.6	2:20.081	76.29	1.298	14:22:33.180	

P4 53		Niven BURGE					Mini Miglia				
IDEAL LAP TIME : 2:16.970		BEST LAP TIME : 2:18.406					DIFFERENCE : 1.436				
LAP	SECTOR 1		SECTOR 2		SECTOR 3		LAP TIME	MPH	DIFF	TIME OF DAY	
1 -		97.3	51.348	105.0	46.484	98.5	2:28.103	72.16	9.697	14:03:54.026	
2 -	43.798	98.8	<b>48.932</b>	107.8	51.453	90.3	2:24.183	74.12	5.777	14:06:18.209	
3 -	43.262	96.8	49.688	<b>108.0</b>	45.456	<b>100.3</b>	<b>2:18.406 (1)</b>	<b>77.22</b>		<b>14:08:36.615</b>	
4 -	43.073	<b>100.7</b>	49.333	106.1	46.276	98.1	2:18.682 (3)	77.06	0.276	14:10:55.297	
5 -	43.502	89.8	51.134	106.1	46.536	99.8	2:21.172	75.70	2.766	14:13:16.469	
6 -	<b>42.819</b>	96.1	50.498	107.8	<b>45.219</b>	100.1	2:18.536 (2)	77.15	0.130	14:15:35.005	
7 -	43.425	90.6	49.206	106.8	46.199	98.2	2:18.830	76.98	0.424	14:17:53.835	
8 -	43.492	96.2	49.285	106.6	46.181	98.6	2:18.958	76.91	0.552	14:20:12.793	
9 -	43.962	98.1	49.957	103.7	46.525	97.8	2:20.444	76.10	2.038	14:22:33.237	

P5 6		Ashley DAVIES					Mini Se7en				
IDEAL LAP TIME : 2:29.035		BEST LAP TIME : 2:29.327					DIFFERENCE : 0.292				
LAP	SECTOR 1		SECTOR 2		SECTOR 3		LAP TIME	MPH	DIFF	TIME OF DAY	
1 -		88.1	53.478	96.2	50.087	88.3	2:38.678	67.35	9.351	14:04:04.601	
2 -	47.535	87.7	53.293	96.4	50.064	88.3	2:30.892	70.83	1.565	14:06:35.493	
3 -	46.803	88.0	<b>53.004</b>	96.6	49.651	88.3	2:29.458 (2)	71.51	0.131	14:09:04.951	
4 -	46.915	87.8	53.369	96.2	49.654	88.5	2:29.938	71.28	0.611	14:11:34.889	

Snetterton 300

Circuit Length = 2.9689 miles

Start: 14:01 Flag 14:22 End: 14:24

Weather / Track : Cloudy / Dry

# Dunlop Mini7 Challenge Invitation Races

## RACE 13 - SECTOR ANALYSIS

SECTOR 1 = FL to I1, SECTOR 2 = I1 to I2, SECTOR 3 = I2 to FL, DIFF = Difference To Personal Best Lap

5 -	46.643	87.8	53.021	96.2	49.797	88.6	2:29.461 (3)	71.51	0.134	14:14:04.350
6 -	46.657	87.9	53.278	96.0	49.588	<b>88.8</b>	2:29.523	71.48	0.196	14:16:33.873
7 -	46.775	87.8	53.323	96.4	50.379	88.6	2:30.477	71.02	1.150	14:19:04.350
8 -	46.900	88.1	53.569	96.2	<b>49.460</b>	88.5	2:29.929	71.28	0.602	14:21:34.279
9 -	<b>46.571</b>	<b>88.5</b>	53.268	<b>97.1</b>	49.488	<b>88.8</b>	<b>2:29.327 (1)</b>	<b>71.57</b>		<b>14:24:03.606</b>

P6 23		Jabez DYER				Mini Se7en				
IDEAL LAP TIME : 2:31.247		BEST LAP TIME : 2:31.247				DIFFERENCE : 0.000				
LAP	SECTOR 1		SECTOR 2		SECTOR 3		LAP TIME	MPH	DIFF	TIME OF DAY
1 -		85.0	54.473	97.9	50.371	89.7	2:40.549	66.57	9.302	14:04:06.472
2 -	48.556	87.4	54.340	97.8	50.807	89.7	2:33.703	69.53	2.456	14:06:40.175
3 -	48.772	88.4	54.351	97.6	50.325	89.1	2:33.448	69.65	2.201	14:09:13.623
4 -	48.428	86.9	54.269	96.9	51.085	<b>90.9</b>	2:33.782	69.50	2.535	14:11:47.405
5 -	49.376	84.7	53.928	<b>98.6</b>	50.422	89.5	2:33.726	69.52	2.479	14:14:21.131
6 -	48.019	87.4	55.022	98.3	50.291	89.1	2:33.332 (3)	69.70	2.085	14:16:54.463
7 -	<b>47.589</b>	<b>88.6</b>	<b>53.443</b>	98.1	<b>50.215</b>	89.2	<b>2:31.247 (1)</b>	<b>70.66</b>		<b>14:19:25.710</b>
8 -	47.892	88.3	53.953	96.8	50.739	88.8	2:32.584 (2)	70.04	1.337	14:21:58.294
9 -	48.583	87.2	54.913	97.6	51.487	87.6	2:34.983	68.96	3.736	14:24:33.277

P7 24		Tina COOPER				Mini Se7en				
IDEAL LAP TIME : 2:32.123		BEST LAP TIME : 2:32.333				DIFFERENCE : 0.210				
LAP	SECTOR 1		SECTOR 2		SECTOR 3		LAP TIME	MPH	DIFF	TIME OF DAY
1 -		87.7	54.605	98.5	51.800	89.1	2:43.902	65.20	11.569	14:04:09.825
2 -	48.840	87.6	54.337	98.5	51.333	89.5	2:34.510	69.17	2.177	14:06:44.335
3 -	48.356	<b>87.9</b>	54.209	97.6	50.943	89.4	2:33.508	69.62	1.175	14:09:17.843
4 -	48.073	87.2	54.521	97.2	51.066	89.1	2:33.660	69.55	1.327	14:11:51.503
5 -	48.132	<b>87.9</b>	<b>53.817</b>	98.1	<b>50.766</b>	<b>89.8</b>	2:32.715 (2)	69.98	0.382	14:14:24.218
6 -	48.312	87.2	54.166	98.1	50.961	89.7	2:33.439	69.65	1.106	14:16:57.657
7 -	<b>47.540</b>	87.7	53.836	<b>98.6</b>	50.957	89.2	<b>2:32.333 (1)</b>	<b>70.16</b>		<b>14:19:29.990</b>
8 -	47.670	87.3	54.349	96.6	51.158	89.1	2:33.177 (3)	69.77	0.844	14:22:03.167
9 -	47.664	86.7	54.421	97.5	51.532	87.8	2:33.617	69.57	1.284	14:24:36.784

P8 4		Leon WIGHTMAN				Mini Se7en				
IDEAL LAP TIME : 2:31.609		BEST LAP TIME : 2:32.126				DIFFERENCE : 0.517				
LAP	SECTOR 1		SECTOR 2		SECTOR 3		LAP TIME	MPH	DIFF	TIME OF DAY
1 -		86.2	54.276	96.2	51.145	86.8	2:41.869	66.02	9.743	14:04:07.792
2 -	48.221	85.7	54.614	95.1	50.968	87.0	2:33.803	69.49	1.677	14:06:41.595
3 -	48.147	86.3	<b>53.874</b>	97.2	50.585	88.4	2:32.606 (2)	70.03	0.480	14:09:14.201
4 -	48.331	85.7	54.053	<b>97.6</b>	50.773	85.9	2:33.157	69.78	1.031	14:11:47.358
5 -	49.207	85.7	54.390	92.6	50.636	<b>89.2</b>	2:34.233	69.29	2.107	14:14:21.591
6 -	47.831	<b>87.3</b>	54.968	93.0	50.778	88.0	2:33.577	69.59	1.451	14:16:55.168
7 -	47.588	86.1	54.217	95.0	<b>50.321</b>	87.4	<b>2:32.126 (1)</b>	<b>70.25</b>		<b>14:19:27.294</b>
8 -	47.427	86.8	59.306	94.2	50.682	87.0	2:37.415	67.89	5.289	14:22:04.709
9 -	<b>47.414</b>	86.3	54.909	95.4	50.422	88.8	2:32.745 (3)	69.97	0.619	14:24:37.454

P9 11		Kane ASTIN				Mini Miglia				
IDEAL LAP TIME : 2:15.308		BEST LAP TIME : 2:15.645				DIFFERENCE : 0.337				
LAP	SECTOR 1		SECTOR 2		SECTOR 3		LAP TIME	MPH	DIFF	TIME OF DAY
1 -		97.3	49.328	105.3	46.530	99.8	2:26.841	72.78	11.196	14:03:52.764
2 -	43.146	<b>99.5</b>	<b>48.719</b>	110.1	44.696	103.7	2:16.561 (2)	78.26	0.916	14:06:09.325
3 -	43.436	98.9	48.764	109.1	44.494	<b>104.0</b>	2:16.694 (3)	78.18	1.049	14:08:26.019
4 -	43.248	96.4	49.506	<b>110.9</b>	44.805	103.8	2:17.559	77.69	1.914	14:10:43.578
5 -	42.678	99.4	48.733	108.9	<b>44.234</b>	102.7	<b>2:15.645 (1)</b>	<b>78.79</b>		<b>14:12:59.223</b>

Weather / Track : Cloudy / Dry

Snetterton 300  
Circuit Length = 2.9689 miles  
Start: 14:01 Flag 14:22 End: 14:24

# Dunlop Mini7 Challenge Invitation Races

## RACE 13 - BEST SPEEDS

POS	INTERMEDIATE 1			INTERMEDIATE 2			FINISH LINE		
	NO	NAME	MPH	NO	NAME	MPH	NO	NAME	MPH
1	99	DEEGAN	100.7	99	DEEGAN	111.1	11	ASTIN	104.0
2	53	BURGE	100.7	77	KNIGHT	111.1	99	DEEGAN	103.5
3	77	KNIGHT	99.5	11	ASTIN	110.9	77	KNIGHT	102.4
4	11	ASTIN	99.5	1	DEETH	110.1	1	DEETH	102.4
5	1	DEETH	98.1	53	BURGE	108.0	53	BURGE	100.3
6	23	DYER	88.6	23	DYER	98.6	23	DYER	90.9
7	6	DAVIES	88.5	24	COOPER	98.6	24	COOPER	89.8
8	24	COOPER	87.9	4	WIGHTMAN	97.6	4	WIGHTMAN	89.2
9	4	WIGHTMAN	87.3	6	DAVIES	97.1	6	DAVIES	88.8

Weather / Track : Cloudy / Dry

Results can be found at [www.tsl-timing.com](http://www.tsl-timing.com)

Snetterton 300  
Circuit Length = 2.9689 miles  
Start: 14:01 Flag 14:22 End: 14:24

Printed - 14:25 Sunday, 08 November 2015



# Dunlop Mini7 Challenge Invitation Races

## RACE 13 - BEST SECTORS

SECTOR 1			SECTOR 2			SECTOR 3			IDEAL / BEST COMPARISON						
POS	NO	NAME	TIME	NO	NAME	TIME	NO	NAME	TIME	POS	NO	NAME	IDEAL	BEST	DIFF
													<b>PERFECT LAP</b>	<b>2:14.330</b>	
1	99	DEEGAN	42.141	99	DEEGAN	47.955	11	ASTIN	44.234	1	99	DEEGAN	2:14.767	2:15.255	0.488
2	11	ASTIN	42.355	11	ASTIN	48.719	99	DEEGAN	44.671	2	11	ASTIN	2:15.308	2:15.645	0.337
3	53	BURGE	42.819	1	DEETH	48.821	53	BURGE	45.219	3	53	BURGE	2:16.970	2:18.406	1.436
4	1	DEETH	43.175	53	BURGE	48.932	1	DEETH	45.309	4	1	DEETH	2:17.305	2:17.737	0.432
5	77	KNIGHT	43.517	77	KNIGHT	48.995	77	KNIGHT	45.676	5	77	KNIGHT	2:18.188	2:18.783	0.595
6	6	DAVIES	46.571	6	DAVIES	53.004	6	DAVIES	49.460	6	6	DAVIES	2:29.035	2:29.327	0.292
7	4	WIGHTMAN	47.414	23	DYER	53.443	23	DYER	50.215	7	23	DYER	2:31.247	2:31.247	0.000
8	24	COOPER	47.540	24	COOPER	53.817	4	WIGHTMAN	50.321	8	4	WIGHTMAN	2:31.609	2:32.126	0.517
9	23	DYER	47.589	4	WIGHTMAN	53.874	24	COOPER	50.766	9	24	COOPER	2:32.123	2:32.333	0.210

Weather / Track : Cloudy / Dry

Results can be found at [www.tsl-timing.com](http://www.tsl-timing.com)

Snetterton 300  
 Circuit Length = 2.9689 miles  
 Start: 14:01 Flag 14:22 End: 14:24

Printed - 14:25 Sunday, 08 November 2015