



# *Britcar*

**Silverstone Arena GP**

**26<sup>th</sup> March 2011**



Results Provided by Timing Solutions Ltd  
[www.tsl-timing.com](http://www.tsl-timing.com)

# Intersteps Championship

## QUALIFYING - RACE 1 - CLASSIFICATION - FIRST 15 MINUTES

POS	NO	CL	NAME	ENTRY	TIME	ON	LAPS	GAP	DIFF	MPH
1	11		<b>Jake DENNIS</b>	Mygale FB02	<b>2:11.408</b>	6	6			100.28
2	54		<b>James PEACE</b>	Mygale FB02	<b>2:12.318</b>	5	6	<b>0.910</b>	0.910	99.59
3	10		<b>Alex WALKER</b>	Mygale FB02	<b>2:12.494</b>	7	7	<b>1.086</b>	0.176	99.45
4	1		<b>Patryk SZCZEBINSKI</b>	Mygale FB02	<b>2:13.098</b>	6	7	<b>1.690</b>	0.604	99.00
5	12		<b>Ed JONES</b>	Mygale FB02	<b>2:13.439</b>	6	6	<b>2.031</b>	0.341	98.75
6	16		<b>Sarah MOORE</b>	Mygale FB02	<b>2:14.533</b>	5	6	<b>3.125</b>	1.094	97.95
7	3		<b>Ash ROBINSON</b>	Mygale FB02	<b>2:14.761</b>	5	6	<b>3.353</b>	0.228	97.78
8	2		<b>James NUTBROWN</b>	Mygale FB02	<b>2:17.225</b>	5	6	<b>5.817</b>	2.464	96.03
9	17		<b>Jimmy ANTUNES</b>	Mygale FB02	<b>2:17.928</b>	5	6	<b>6.520</b>	0.703	95.54
10	6		<b>Anton SPIRES</b>	Mygale FB02	<b>2:19.410</b>	6	6	<b>8.002</b>	1.482	94.52

Weather / Track : Bright / Dry  
These results are provisional until the conclusion of any judicial and technical matters.

Silverstone Arena GP  
Circuit Length = 3.6605 miles  
Start: 09:01 End: 09:33

Clerk of Course :		Timekeeper :
-------------------	--	--------------

# Intersteps Championship

## QUALIFYING - RACE 1 - LAP ANALYSIS - FIRST 15 MINUTES


<b>1</b>	<b>Patryk SZCZERBINSKI</b>		Mygale FB02 - Falcon Motorsport				
1 -	2:33.609	+ 20.511	9:04:55.937	5 -	2:13.576	+ 0.478	9:13:57.016
2 -	2:18.380	+ 5.282	9:07:14.317	6 -	<b>2:13.098</b>		<b>9:16:10.114</b>
3 -	2:15.050	+ 1.952	9:09:29.367	7 -	2:18.057	+ 4.959	9:18:28.171
4 -	2:14.073	+ 0.975	9:11:43.440				
<b>2</b>	<b>James NUTBROWN</b>		Mygale FB02 - Falcon Motorsport				
1 -	2:48.149	+ 30.924	9:05:08.639	4 -	2:19.440	+ 2.215	9:12:24.568
2 -	2:32.625	+ 15.400	9:07:41.264	5 -	<b>2:17.225</b>		<b>9:14:41.793</b>
3 -	2:23.864	+ 6.639	9:10:05.128	6 -	2:27.596	+ 10.371	9:17:09.389
<b>3</b>	<b>Ash ROBINSON</b>		Mygale FB02 - Falcon Motorsport				
1 -	2:36.265	+ 21.504	9:05:09.056	4 -	2:15.868	+ 1.107	9:12:04.320
2 -	2:22.264	+ 7.503	9:07:31.320	5 -	<b>2:14.761</b>		<b>9:14:19.081</b>
3 -	2:17.132	+ 2.371	9:09:48.452	6 -	2:15.128	+ 0.367	9:16:34.209
<b>6</b>	<b>Anton SPIRES</b>		Mygale FB02 - MGR Motaworld				
1 -	2:41.289	+ 21.879	9:05:05.786	4 -	2:20.790	+ 1.380	9:12:20.516
2 -	2:24.800	+ 5.390	9:07:30.586	5 -	2:22.424	+ 3.014	9:14:42.940
3 -	2:29.140	+ 9.730	9:09:59.726	6 -	<b>2:19.410</b>		<b>9:17:02.350</b>
<b>10</b>	<b>Alex WALKER</b>		Mygale FB02 - Fortec Motorsport				
1 -	2:37.416	+ 24.922	9:05:14.786	5 -	2:13.300	+ 0.806	9:14:20.379
2 -	2:23.274	+ 10.780	9:07:38.060	6 -	2:12.609	+ 0.115	9:16:32.988
3 -	2:15.119	+ 2.625	9:09:53.179	7 -	<b>2:12.494</b>		<b>9:18:45.482</b>
4 -	2:13.900	+ 1.406	9:12:07.079				
<b>11</b>	<b>Jake DENNIS</b>		Mygale FB02 - Fortec Motorsport				
1 -	2:22.350	+ 10.942	9:06:51.365	4 -	2:11.905	+ 0.497	9:13:31.620
2 -	2:15.726	+ 4.318	9:09:07.091	5 -	2:11.529	+ 0.121	9:15:43.149
3 -	2:12.624	+ 1.216	9:11:19.715	6 -	<b>2:11.408</b>		<b>9:17:54.557</b>
<b>12</b>	<b>Ed JONES</b>		Mygale FB02 - Fortec Motorsport				
1 -	2:38.935 P	+ 25.496	9:05:19.886	4 -	2:17.727	+ 4.288	9:12:52.239
2 -	2:58.612	+ 45.173	9:08:18.498	5 -	2:14.186	+ 0.747	9:15:06.425
3 -	2:16.014	+ 2.575	9:10:34.512	6 -	<b>2:13.439</b>		<b>9:17:19.864</b>
<b>16</b>	<b>Sarah MOORE</b>		Mygale FB02 - TMS Atlantic				
1 -	2:42.351	+ 27.818	9:05:20.990	4 -	2:15.341	+ 0.808	9:12:15.908
2 -	2:21.929	+ 7.396	9:07:42.919	5 -	<b>2:14.533</b>		<b>9:14:30.441</b>
3 -	2:17.648	+ 3.115	9:10:00.567	6 -	2:20.323 P	+ 5.790	9:16:50.764
<b>17</b>	<b>Jimmy ANTUNES</b>		Mygale FB02 - TMS Atlantic				
1 -	2:43.960	+ 26.032	9:06:07.756	4 -	2:20.970	+ 3.042	9:13:13.331
2 -	2:25.666	+ 7.738	9:08:33.422	5 -	<b>2:17.928</b>		<b>9:15:31.259</b>
3 -	2:18.939	+ 1.011	9:10:52.361	6 -	2:18.879 P	+ 0.951	9:17:50.138
<b>54</b>	<b>James PEACE</b>		Mygale FB02 - MGR Motaworld				
1 -	2:43.195	+ 30.877	9:05:12.338	4 -	2:20.277	+ 7.959	9:12:10.708
2 -	2:23.730	+ 11.412	9:07:36.068	5 -	<b>2:12.318</b>		<b>9:14:23.026</b>
3 -	2:14.363	+ 2.045	9:09:50.431	6 -	2:16.929	+ 4.611	9:16:39.955

Weather / Track : Bright / Dry

Silverstone Arena GP  
Circuit Length = 3.6605 miles  
Start: 09:01 End: 09:33

# Intersteps Championship

## RACE 1 - GRID

ROW 5	6 Anton SPIRES	17 Jimmy ANTUNES
ROW 4	2 James NUTBROWN	3 Ash ROBINSON
ROW 3	16 Sarah MOORE	12 Ed JONES
ROW 2	1 Patryk SZCZEBINSKI	10 Alex WALKER
ROW 1	54 James PEACE	11 Jake DENNIS
<b>Pole</b>		
		

Silverstone Arena GP  
Circuit Length = 3.6605 miles

**These results are provisional until the conclusion of any judicial and technical matters.**

Clerk of Course :		Timekeeper :
-------------------	--	--------------

# Intersteps Championship

## QUALIFYING - RACE 1 - CLASSIFICATION - SECOND 15 MINUTES

POS	NO	CL	NAME	ENTRY	TIME	ON	LAPS	GAP	DIFF	MPH
1	11		<b>Jake DENNIS</b>	Mygale FB02	<b>2:11.143</b>	3	5			100.48
2	10		<b>Alex WALKER</b>	Mygale FB02	<b>2:11.460</b>	5	5	<b>0.317</b>	0.317	100.24
3	54		<b>James PEACE</b>	Mygale FB02	<b>2:12.179</b>	1	7	<b>1.036</b>	0.719	99.69
4	12		<b>Ed JONES</b>	Mygale FB02	<b>2:12.590</b>	1	7	<b>1.447</b>	0.411	99.38
5	1		<b>Patryk SZCZERBINSKI</b>	Mygale FB02	<b>2:12.632</b>	5	5	<b>1.489</b>	0.042	99.35
6	3		<b>Ash ROBINSON</b>	Mygale FB02	<b>2:12.988</b>	7	7	<b>1.845</b>	0.356	99.09
7	16		<b>Sarah MOORE</b>	Mygale FB02	<b>2:13.508</b>	6	6	<b>2.365</b>	0.520	98.70
8	6		<b>Anton SPIRES</b>	Mygale FB02	<b>2:15.020</b>	6	7	<b>3.877</b>	1.512	97.59
9	2		<b>James NUTBROWN</b>	Mygale FB02	<b>2:15.027</b>	6	6	<b>3.884</b>	0.007	97.59
10	17		<b>Jimmy ANTUNES</b>	Mygale FB02	<b>2:15.991</b>	2	3	<b>4.848</b>	0.964	96.90

Weather / Track : Bright / Dry

These results are provisional until the conclusion of any judicial and technical matters.

Silverstone Arena GP  
Circuit Length = 3.6605 miles  
Start: 09:16 End: 09:33

Clerk of Course :		Timekeeper :
-------------------	--	--------------

# Intersteps Championship

## QUALIFYING - RACE 1 - LAP ANALYSIS


<b>1</b>	<b>Patryk SZCZERBINSKI</b>		Mygale FB02 - Falcon Motorsport				
1 -	2:16.748 P	+ 4.116	9:20:44.919	4 -	2:12.700	+ 0.068	9:29:31.613
2 -	4:20.858	+ 2:08.226	9:25:05.777	5 -	<b>2:12.632</b>		<b>9:31:44.245</b>
3 -	2:13.136	+ 0.504	9:27:18.913				
<b>2</b>	<b>James NUTBROWN</b>		Mygale FB02 - Falcon Motorsport				
1 -	2:26.565 P	+ 11.538	9:19:35.954	4 -	2:15.186	+ 0.159	9:28:09.284
2 -	4:01.412	+ 1:46.385	9:23:37.366	5 -	2:15.370	+ 0.343	9:30:24.654
3 -	2:16.732	+ 1.705	9:25:54.098	6 -	<b>2:15.027</b>		<b>9:32:39.681</b>
<b>3</b>	<b>Ash ROBINSON</b>		Mygale FB02 - Falcon Motorsport				
1 -	2:13.469	+ 0.481	9:18:47.678	5 -	2:13.587	+ 0.599	9:27:49.530
2 -	2:14.545	+ 1.557	9:21:02.223	6 -	2:13.110	+ 0.122	9:30:02.640
3 -	2:13.295	+ 0.307	9:23:15.518	7 -	<b>2:12.988</b>		<b>9:32:15.628</b>
4 -	2:20.425	+ 7.437	9:25:35.943				
<b>6</b>	<b>Anton SPIRES</b>		Mygale FB02 - MGR Motaworld				
1 -	2:17.811	+ 2.791	9:19:20.161	5 -	2:15.335	+ 0.315	9:28:25.852
2 -	2:16.000	+ 0.980	9:21:36.161	6 -	<b>2:15.020</b>		<b>9:30:40.872</b>
3 -	2:16.772	+ 1.752	9:23:52.933	7 -	2:17.814	+ 2.794	9:32:58.686
4 -	2:17.584	+ 2.564	9:26:10.517				
<b>10</b>	<b>Alex WALKER</b>		Mygale FB02 - Fortec Motorsport				
1 -	4:24.199	+ 2:12.739	9:23:09.681	4 -	2:12.128	+ 0.668	9:29:46.185
2 -	2:12.204	+ 0.744	9:25:21.885	5 -	<b>2:11.460</b>		<b>9:31:57.645</b>
3 -	2:12.172	+ 0.712	9:27:34.057				
<b>11</b>	<b>Jake DENNIS</b>		Mygale FB02 - Fortec Motorsport				
1 -	2:11.809	+ 0.666	9:20:06.366	4 -	2:11.250	+ 0.107	9:26:39.974
2 -	2:11.215	+ 0.072	9:22:17.581	5 -	2:49.667 P	+ 38.524	9:29:29.641
3 -	<b>2:11.143</b>		<b>9:24:28.724</b>				
<b>12</b>	<b>Ed JONES</b>		Mygale FB02 - Fortec Motorsport				
1 -	<b>2:12.590</b>		<b>9:19:32.454</b>	5 -	2:13.913	+ 1.323	9:28:39.975
2 -	2:12.670	+ 0.080	9:21:45.124	6 -	2:13.313	+ 0.723	9:30:53.288
3 -	2:27.339	+ 14.749	9:24:12.463	7 -	2:12.700	+ 0.110	9:33:05.988
4 -	2:13.599	+ 1.009	9:26:26.062				
<b>16</b>	<b>Sarah MOORE</b>		Mygale FB02 - TMS Atlantic				
1 -	2:14.222	+ 0.714	9:20:59.751	4 -	2:13.974	+ 0.466	9:27:45.310
2 -	2:15.438	+ 1.930	9:23:15.189	5 -	2:13.766	+ 0.258	9:29:59.076
3 -	2:16.147	+ 2.639	9:25:31.336	6 -	<b>2:13.508</b>		<b>9:32:12.584</b>
<b>17</b>	<b>Jimmy ANTUNES</b>		Mygale FB02 - TMS Atlantic				
1 -	2:14.219	+ -1.772	9:21:49.399	3 -	2:16.252	+ 0.261	9:26:21.642
2 -	<b>2:15.991</b>		<b>9:24:05.390</b>				
<b>54</b>	<b>James PEACE</b>		Mygale FB02 - MGR Motaworld				
1 -	<b>2:12.179</b>		<b>9:18:52.134</b>	5 -	2:14.146	+ 1.967	9:27:56.638
2 -	2:12.373	+ 0.194	9:21:04.507	6 -	2:13.291	+ 1.112	9:30:09.929
3 -	2:22.059	+ 9.880	9:23:26.566	7 -	2:21.598 P	+ 9.419	9:32:31.527
4 -	2:15.926	+ 3.747	9:25:42.492				

Weather / Track : Bright / Dry

Silverstone Arena GP  
Circuit Length = 3.6605 miles  
Start: 09:16 End: 09:33

# Intersteps Championship

## RACE 4 - GRID

ROW 5	17 Jimmy ANTUNES	2 James NUTBROWN
ROW 4	6 Anton SPIRES	16 Sarah MOORE
ROW 3	3 Ash ROBINSON	1 Patryk SZCZEBINSKI
ROW 2	12 Ed JONES	54 James PEACE
ROW 1	10 Alex WALKER	11 Jake DENNIS
<b>Pole</b>		
		

Silverstone Arena GP  
Circuit Length = 3.6605 miles

**These results are provisional until the conclusion of any judicial and technical matters.**

Clerk of Course :		Timekeeper :
-------------------	--	--------------

# Intersteps Championship

## RACE 1 - CLASSIFICATION

POS	NO	CL	NAME	ENTRY	LAPS	TIME	GAP	DIFF	MPH	BEST	ON
1	11		<b>Jake DENNIS</b>	Mygale FB02	12	26:31.442			99.36	2:11.651	4
2	10		<b>Alex WALKER</b>	Mygale FB02	12	26:40.780	<b>9.338</b>	9.338	98.78	2:11.882	3
3	1		<b>Patryk SZCZERBINSKI</b>	Mygale FB02	12	26:42.321	<b>10.879</b>	1.541	98.69	2:12.144	11
4	16		<b>Sarah MOORE</b>	Mygale FB02	12	26:55.799	<b>24.357</b>	13.478	97.86	2:12.945	12
5	3		<b>Ash ROBINSON</b>	Mygale FB02	12	27:01.358	<b>29.916</b>	5.559	97.53	2:13.336	10
6	54		<b>James PEACE</b>	Mygale FB02	12	27:01.386	<b>29.944</b>	0.028	97.52	2:12.494	3
7	2		<b>James NUTBROWN</b>	Mygale FB02	12	27:04.530	<b>33.088</b>	3.144	97.34	2:13.783	11
8	12		<b>Ed JONES</b>	Mygale FB02	12	27:23.749	<b>52.307</b>	19.219	96.20	2:13.960	8
9	17		<b>Jimmy ANTUNES</b>	Mygale FB02	12	27:31.541	<b>1:00.099</b>	7.792	95.74	2:15.836	4
10	6		<b>Anton SPIRES</b>	Mygale FB02	12	27:42.788	<b>1:11.346</b>	11.247	95.10	2:14.962	8

### FASTEST LAP

11	<b>Jake DENNIS</b>	Mygale FB02	4	2:11.651	100.09 mph	161.08 kph
----	--------------------	-------------	---	----------	------------	------------

Weather / Track : Bright / Dry  
 These results are provisional until the conclusion of any judicial and technical matters.

Silverstone Arena GP  
 Circuit Length = 3.6605 miles  
 Start: 11:38 End: 12:06

Clerk of Course :		Timekeeper :	
-------------------	--	--------------	--



# Intersteps Championship

## RACE 1 - LAP CHART

Lap 1			Lap 2			Lap 3			Lap 4			Lap 5		
No	Behind	Laptime	No	Behind	Laptime	No	Behind	Laptime	No	Behind	Laptime	No	Behind	Laptime
11		2:16.747	11		2:12.903	11		2:11.713	11		2:11.651	11		2:11.706
1	2.611	2:19.358	54	3.677	2:13.629	54	4.458	2:12.494	54	5.838	2:13.031	10	10.307	2:15.342
54	2.951	2:19.698	1	4.315	2:14.607	1	5.402	2:12.800	1	6.396	2:12.645	1	10.572	2:15.882
12	4.246	2:20.993	10	5.669	2:14.148	10	5.838	2:11.882	10	6.671	2:12.484	16	15.958	2:13.819
10	4.424	2:21.171	12	6.489	2:15.146	3	10.557	2:14.055	16	13.845	2:14.648	3	17.322	2:14.825
16	5.590	2:22.337	3	8.215	2:15.165	16	10.848	2:13.752	3	14.203	2:15.297	2	20.137	2:14.938
3	5.953	2:22.700	16	8.809	2:16.122	12	11.455	2:16.679 P	2	16.905	2:14.773	54	24.756	2:30.624
2	6.381	2:23.128	2	10.464	2:16.986	2	13.783	2:15.032	17	22.226	2:15.836	17	27.471	2:16.951
17	8.330	2:25.077	17	13.161	2:17.734	17	18.041	2:16.593	6	31.973	2:18.534	12	37.707	2:14.149
6	10.905	2:27.652	6	18.532	2:20.530	6	25.090	2:18.271	12	35.264	2:35.460	6	38.213	2:17.946

Weather / Track : Sunny / Dry

Silverstone Arena GP  
 Circuit Length = 3.6605 miles  
 Start: 11:38 End: 12:06

# Intersteps Championship

## RACE 1 - LAP CHART

Lap 6			Lap 7			Lap 8			Lap 9			Lap 10		
No	Behind	Laptime	No	Behind	Laptime	No	Behind	Laptime	No	Behind	Laptime	No	Behind	Laptime
11		2:12.181	11		2:12.235	11		2:11.836	11		2:11.710	11		2:12.124
10	10.580	2:12.454	10	10.472	2:12.127	10	10.898	2:12.262	10	11.229	2:12.041	10	11.044	2:11.939
1	11.173	2:12.782	1	11.410	2:12.472	1	12.375	2:12.801	1	12.974	2:12.309	1	13.208	2:12.358
16	17.693	2:13.916	16	19.942	2:14.484	16	21.718	2:13.612	16	23.964	2:13.956	16	24.970	2:13.130
3	20.201	2:15.060	3	22.210	2:14.244	3	24.380	2:14.006	3	27.023	2:14.353	3	28.235	2:13.336
2	23.216	2:15.260	2	25.393	2:14.412	2	27.578	2:14.021	54	29.712	2:13.498	54	30.322	2:12.734
54	25.716	2:13.141	54	26.628	2:13.147	54	27.924	2:13.132	2	30.146	2:14.278	2	31.995	2:13.973
17	32.090	2:16.800	17	37.447	2:17.592	17	42.552	2:16.941	12	47.004	2:14.378	12	49.323	2:14.443
12	39.843	2:14.317	12	42.212	2:14.604	12	44.336	2:13.960	17	47.601	2:16.759	17	54.058	2:18.581
6	42.210	2:16.178	6	47.099	2:17.124	6	50.225	2:14.962	6	53.552	2:15.037	6	56.937	2:15.509

Weather / Track : Sunny / Dry

Silverstone Arena GP  
Circuit Length = 3.6605 miles  
Start: 11:38 End: 12:06

# Intersteps Championship

## RACE 1 - LAP CHART

Lap 11			Lap 12		
No	Behind	Laptime	No	Behind	Laptime
11		2:12.678	11		2:13.958
10	10.519	2:12.153	10	9.338	2:12.777
1	12.674	2:12.144	1	10.879	2:12.163
16	25.370	2:13.078	16	24.357	2:12.945
3	29.278	2:13.721	3	29.916	2:14.596
54	30.589	2:12.945	54	29.944	2:13.313
2	33.100	2:13.783	2	33.088	2:13.946
12	51.385	2:14.740	12	52.307	2:14.880
17	57.867	2:16.487	17	1:00.099	2:16.190
6	1:04.765	2:20.506	6	1:11.346	2:20.539

Weather / Track : Sunny / Dry

Silverstone Arena GP  
Circuit Length = 3.6605 miles  
Start: 11:38 End: 12:06

# Intersteps Championship

## RACE 4 - CLASSIFICATION

POS	NO	CL	NAME	ENTRY	LAPS	TIME	GAP	DIFF	MPH	BEST	ON
1	11		<b>Jake DENNIS</b>	Mygale FB02	12	26:30.830			99.40	2:11.293	10
2	10		<b>Alex WALKER</b>	Mygale FB02	12	26:43.439	<b>12.609</b>	12.609	98.62	2:12.414	7
3	54		<b>James PEACE</b>	Mygale FB02	12	26:46.676	<b>15.846</b>	3.237	98.42	2:12.472	6
4	16		<b>Sarah MOORE</b>	Mygale FB02	12	26:46.907	<b>16.077</b>	0.231	98.40	2:12.163	6
5	12		<b>Ed JONES</b>	Mygale FB02	12	26:49.811	<b>18.981</b>	2.904	98.23	2:12.443	8
6	3		<b>Ash ROBINSON</b>	Mygale FB02	12	26:54.391	<b>23.561</b>	4.580	97.95	2:12.824	6
7	1		<b>Patryk SZCZERBINSKI</b>	Mygale FB02	12	26:55.262	<b>24.432</b>	0.871	97.89	2:12.310	6
8	2		<b>James NUTBROWN</b>	Mygale FB02	12	27:24.471	<b>53.641</b>	29.209	96.16	2:15.175	4
9	17		<b>Jimmy ANTUNES</b>	Mygale FB02	12	27:25.188	<b>54.358</b>	0.717	96.11	2:15.381	5
10	6		<b>Anton SPIRES</b>	Mygale FB02	12	27:40.916	<b>1:10.086</b>	15.728	95.20	2:15.196	12

### FASTEST LAP

11	<b>Jake DENNIS</b>	Mygale FB02	10	2:11.293	100.36 mph	161.52 kph
----	--------------------	-------------	----	----------	------------	------------

Weather / Track : Bright / Dry  
 These results are provisional until the conclusion of any judicial and technical matters.

Silverstone Arena GP  
 Circuit Length = 3.6605 miles  
 Start: 13:53 End: 14:21

Clerk of Course :		Timekeeper :
-------------------	--	--------------

**Intersteps Championship**  
**RACE 4 - LAP CHART**

Lap 1			Lap 2			Lap 3			Lap 4			Lap 5		
No	Behind	Laptime	No	Behind	Laptime	No	Behind	Laptime	No	Behind	Laptime	No	Behind	Laptime
11		2:16.914	11		2:12.944	11		2:12.133	11		2:11.886	11		2:12.046
10	1.628	2:18.542	10	2.598	2:13.914	10	3.741	2:13.276	10	4.431	2:12.576	10	4.873	2:12.488
54	2.897	2:19.811	54	3.279	2:13.326	54	4.325	2:13.179	54	6.083	2:13.644	54	7.014	2:12.977
12	4.029	2:20.943	1	5.081	2:13.616	1	6.101	2:13.153	1	7.588	2:13.373	1	8.070	2:12.528
1	4.409	2:21.323	12	5.376	2:14.291	12	7.159	2:13.916	12	8.615	2:13.342	12	9.796	2:13.227
3	5.085	2:21.999	3	6.248	2:14.107	3	7.580	2:13.465	16	9.791	2:13.559	16	11.012	2:13.267
16	5.632	2:22.546	16	6.851	2:14.163	16	8.118	2:13.400	3	10.020	2:14.326	3	11.602	2:13.628
17	7.547	2:24.461	17	12.616	2:18.013	2	17.425	2:16.817	2	20.714	2:15.175	2	24.402	2:15.734
2	9.618	2:26.532	2	12.741	2:16.067	17	18.435	2:17.952	17	22.751	2:16.202	17	26.086	2:15.381
6	11.178	2:28.092	6	18.084	2:19.850	6	24.129	2:18.178	6	29.843	2:17.600	6	35.595	2:17.798

Weather / Track : Bright / Dry

Silverstone Arena GP  
 Circuit Length = 3.6605 miles  
 Start: 13:53 End: 14:21

**Intersteps Championship**  
**RACE 4 - LAP CHART**

Lap 6			Lap 7			Lap 8			Lap 9			Lap 10		
No	Behind	Laptime	No	Behind	Laptime	No	Behind	Laptime	No	Behind	Laptime	No	Behind	Laptime
11		2:11.900	11		2:11.649	11		2:12.570	11		2:12.196	11		2:11.293
10	5.773	2:12.800	10	6.538	2:12.414	10	6.911	2:12.943	10	8.058	2:13.343	10	9.834	2:13.069
54	7.586	2:12.472	54	9.177	2:13.240	54	9.432	2:12.825	54	10.163	2:12.927	54	12.787	2:13.917
1	8.480	2:12.310	1	9.446	2:12.615	1	10.046	2:13.170	1	10.530	2:12.680	1	13.377	2:14.140
12	10.777	2:12.881	12	11.648	2:12.520	12	11.521	2:12.443	12	11.790	2:12.465	12	13.598	2:13.101
16	11.275	2:12.163	16	12.230	2:12.604	16	12.457	2:12.797	16	12.691	2:12.430	16	14.148	2:12.750
3	12.526	2:12.824	3	14.403	2:13.526	3	16.253	2:14.420	3	17.979	2:13.922	3	20.807	2:14.121
2	28.057	2:15.555	2	33.126	2:16.718	2	36.589	2:16.033	2	41.547	2:17.154	2	46.913	2:16.659
17	29.610	2:15.424	17	34.044	2:16.083	17	37.202	2:15.728	17	41.901	2:16.895	17	47.197	2:16.589
6	43.014	2:19.319	6	49.127	2:17.762	6	53.492	2:16.935	6	57.883	2:16.587	6	1:02.879	2:16.289

Weather / Track : Bright / Dry

Silverstone Arena GP  
 Circuit Length = 3.6605 miles  
 Start: 13:53 End: 14:21

# Intersteps Championship

## RACE 4 - LAP CHART

Lap 11			Lap 12		
No	Behind	Laptime	No	Behind	Laptime
11		2:11.767	11		2:13.532
10	11.607	2:13.540	10	12.609	2:14.534
54	14.807	2:13.787	54	15.846	2:14.571
1	15.259	2:13.649	16	16.077	2:13.461
16	16.148	2:13.767	12	18.981	2:15.719
12	16.794	2:14.963	3	23.561	2:14.206
3	22.887	2:13.847	1	24.432	2:22.705
2	51.328	2:16.182	2	53.641	2:15.845
17	51.864	2:16.434	17	54.358	2:16.026
6	1:08.422	2:17.310	6	1:10.086	2:15.196

Weather / Track : Bright / Dry

Silverstone Arena GP  
Circuit Length = 3.6605 miles  
Start: 13:53 End: 14:21

# Dunlop Production Touring Car Trophy

## QUALIFYING - RACE 2 - CLASSIFICATION

POS	NO	CL	NAME	ENTRY	TIME	ON	LAPS	GAP	DIFF	MPH
1	1	A	<b>Adrian CHURCHILL</b>	Vauxhall Astra VXR	<b>2:24.290</b>	3	7			91.32
2	2	A	<b>Thomas CARNABY</b>	Vauxhall Astra VXR	<b>2:26.953</b>	3	7	<b>2.663</b>	2.663	89.67
3	6	A	<b>Josh COOK</b>	Renault Megane	<b>2:27.075</b>	3	8	<b>2.785</b>	0.122	89.59
4	7	A	<b>Ryan BENSLEY</b>	Vauxhall Astra VXR	<b>2:27.109</b>	3	7	<b>2.819</b>	0.034	89.57
5	5	A	<b>Gary DUCKMAN</b>	Seat Leon	<b>2:27.241</b>	3	8	<b>2.951</b>	0.132	89.49
6	15	A	<b>Joseph GIRLING</b>	Vauxhall Astra	<b>2:28.480</b>	3	7	<b>4.190</b>	1.239	88.75
7	10	A	<b>Maurice HAYDEN</b>	Renault Megane	<b>2:29.059</b>	2	8	<b>4.769</b>	0.579	88.40
8	9	A	<b>Dan MALONE</b>	Seat Leon Cupra	<b>2:33.365</b>	4	7	<b>9.075</b>	4.306	85.92
9	28	A	<b>Steve JOHNSON</b>	Vauxhall Astra	<b>2:40.080</b>	7	7	<b>15.790</b>	6.715	82.32

Weather / Track : Bright / Dry  
 These results are provisional until the conclusion of any judicial and technical matters.


Silverstone Arena GP  
 Circuit Length = 3.6605 miles  
 Start: 09:36 End: 09:59

Clerk of Course :		Timekeeper :
-------------------	--	--------------



# Dunlop Production Touring Car Trophy

## RACE 2 - GRID

ROW 5		2:40.080 28 Steve JOHNSON
ROW 4	2:33.365 9 Dan MALONE	2:29.059 10 Maurice HAYDEN
ROW 3	2:28.480 15 Joseph GIRLING	2:27.241 5 Gary DUCKMAN
ROW 2	2:27.109 7 Ryan BENSLEY	2:27.075 6 Josh COOK
ROW 1	2:26.953 2 Thomas CARNABY	2:24.290 1 Adrian CHURCHILL
<b>Pole</b>		
		

Silverstone Arena GP  
Circuit Length = 3.6605 miles

Clerk of Course :

Timekeeper :

# BRSCC alfashop Alfa Romeo Championship

## QUALIFYING - RACE 5 - CLASSIFICATION

POS	NO	CL	NAME	ENTRY	TIME	ON	LAPS	GAP	DIFF	MPH
1	51	A1	Roger EVANS	Alfa Romeo GTV	2:22.967	3	8			92.17
2	112	A2	Chris SNOWDON	Alfa Romeo 33 16v	2:32.713	4	4	9.746	9.746	86.29
3	77	A1	Christopher OXBOROUGH	Alfa Romeo 75	2:36.763	7	7	13.796	4.050	84.06
4	44	B	Clive HODGKIN	Alfa Romeo 75	2:38.118	4	7	15.151	1.355	83.34
5	53	C	Graham SEAGER	Alfa Romeo GTV	2:39.860	6	7	16.893	1.742	82.43
6	191	Inv	Clive PRATT	Fiat Punto	2:41.093	4	7	18.126	1.233	81.80
7	39	C	Sarah HEELS	Alfa Romeo 147 GTA	2:42.044	3	7	19.077	0.951	81.32
8	40	Inv	Roger McMAHON	Fiat Punto	2:42.518	7	7	19.551	0.474	81.08
9	171	Inv	Barry McMAHON	Fiat Punto	2:42.780	4	7	19.813	0.262	80.95
10	41	Inv	Arthur McMAHON	Fiat Punto	2:43.339	3	3	20.372	0.559	80.67
11	151	Inv	Nigel PRATT	Fiat Punto	2:44.207	7	7	21.240	0.868	80.25
12	66	E	Chris FINCH	Alfa Romeo 156	2:44.774	4	5	21.807	0.567	79.97
13	61	E	Mel HEALEY	Alfa Romeo 156	2:45.321	7	7	22.354	0.547	79.71
14	127	E	James THOMAS	Alfa Romeo 146	2:46.721	7	7	23.754	1.400	79.04
15	79	E	David MESSENGER	Alfa Romeo 156	2:47.608	3	7	24.641	0.887	78.62
16	74	E	Andy INMAN	Alfa Romeo 156 TS	2:47.757	6	7	24.790	0.149	78.55
17	70	E	Andrew BRAMAH	Alfa Romeo 147	2:49.227	4	7	26.260	1.470	77.87
18	17	B	Kevin REYNOLDS	Alfa Romeo 33 16v	2:51.024	6	7	28.057	1.797	77.05
19	16	D	Guy HALE	Alfa Romeo 33	2:51.796	7	7	28.829	0.772	76.70
20	67	D	Paul GILLETT	Alfa Romeo 33	2:53.244	6	6	30.277	1.448	76.06
21	111	A2	Stephen DYMOKE	Alfa Romeo 156	2:53.844	3	5	30.877	0.600	75.80
22	32	A1	Bryony SNOWDON	Alfa Romeo 75	3:12.834	4	6	49.867	18.990	68.33
23	135	E	Chris LEDBURY	Alfa Romeo 156		0	0			


Weather / Track : Bright / Dry  
 These results are provisional until the conclusion of any judicial and technical matters.

Silverstone Arena GP  
 Circuit Length = 3.6605 miles  
 Start: 09:36 End: 09:59

Clerk of Course :		Timekeeper :
-------------------	--	--------------

# Dunlop Production Touring Car Trophy & BRSCC alfashop Alfa Romeo C'ship

## RACE 5 - GRID

ROW 18		135	Chris LEDBURY		
ROW 17		32	Bryony SNOWDON	111	Stephen DYMOKE
ROW 16	67	Paul GILLETT	16	Guy HALE	
ROW 15		17	Kevin REYNOLDS	70	Andrew BRAMAH
ROW 14	74	Andy INMAN	79	David MESSENGER	
ROW 13		127	James THOMAS	61	Mel HEALEY
ROW 12	66	Chris FINCH	151	Nigel PRATT	
ROW 11		41	Arthur McMAHON	171	Barry McMAHON
ROW 10	40	Roger McMAHON	39	Sarah HEELS	
ROW 9		191	Clive PRATT	53	Graham SEAGER
ROW 8	44	Clive HODGKIN	77	Christopher OXBOROUGH	
ROW 7		112	Chris SNOWDON	51	Roger EVANS
ROW 6					
ROW 5				10	Maurice HAYDEN
ROW 4	28	Steve JOHNSON	9	Dan MALONE	
ROW 3		15	Joseph GIRLING	5	Gary DUCKMAN
ROW 2	6	Josh COOK	7	Ryan BENSLEY	
ROW 1		2	Thomas CARNABY	1	Adrian CHURCHILL
<b>Pole</b>					
					

Silverstone Arena GP  
Circuit Length = 3.6605 miles

Clerk of Course :

Timekeeper :

# Dunlop Production Touring Car Trophy & BRSCC alfashop Alfa Romeo C'ship

## QUALIFYING - RACE 2 + 5 - LAP ANALYSIS

<b>1</b>	<b>Adrian CHURCHILL</b>		A Vauxhall Astra VXR				
1 -	2:44.125	+ 19.835	9:39:47.500	5 -	2:35.589	+ 11.299	9:49:38.335
2 -	2:26.395	+ 2.105	9:42:13.895	6 -	2:47.755	+ 23.465	9:52:26.090
3 -	<b>2:24.290</b>		<b>9:44:38.185</b>	7 -	2:51.813 P	+ 27.523	9:55:17.903
4 -	2:24.561	+ 0.271	9:47:02.746				
<b>2</b>	<b>Thomas CARNABY</b>		A Vauxhall Astra VXR				
1 -	2:46.925 P	+ 19.972	9:39:46.294	5 -	3:19.061	+ 52.108	9:52:55.760
2 -	4:56.286	+ 2:29.333	9:44:42.580	6 -	2:27.404	+ 0.451	9:55:23.164
3 -	<b>2:26.953</b>		<b>9:47:09.533</b>	7 -	2:46.929 P	+ 19.976	9:58:10.093
4 -	2:27.166	+ 0.213	9:49:36.699				
<b>5</b>	<b>Gary DUCKMAN</b>		A Seat Leon				
1 -	2:49.616	+ 22.375	9:40:00.719	5 -	2:28.125	+ 0.884	9:49:59.631
2 -	2:32.809	+ 5.568	9:42:33.528	6 -	2:42.614 P	+ 15.373	9:52:42.245
3 -	<b>2:27.241</b>		<b>9:45:00.769</b>	7 -	3:13.645	+ 46.404	9:55:55.890
4 -	2:30.737	+ 3.496	9:47:31.506	8 -	2:28.788	+ 1.547	9:58:24.678
<b>6</b>	<b>Josh COOK</b>		A Renault Megane				
1 -	2:45.852	+ 18.777	9:39:48.397	5 -	2:28.616	+ 1.541	9:49:43.527
2 -	2:30.463	+ 3.388	9:42:18.860	6 -	2:31.650	+ 4.575	9:52:15.177
3 -	<b>2:27.075</b>		<b>9:44:45.935</b>	7 -	2:33.327	+ 6.252	9:54:48.504
4 -	2:28.976	+ 1.901	9:47:14.911	8 -	2:27.833	+ 0.758	9:57:16.337
<b>7</b>	<b>Ryan BENSLEY</b>		A Vauxhall Astra VXR				
1 -	3:08.867	+ 41.758	9:40:15.448	5 -	2:27.334	+ 0.225	9:50:06.249
2 -	2:28.112	+ 1.003	9:42:43.560	6 -	2:40.909 P	+ 13.800	9:52:47.158
3 -	<b>2:27.109</b>		<b>9:45:10.669</b>	7 -	5:05.374	+ 2:38.265	9:57:52.532
4 -	2:28.246	+ 1.137	9:47:38.915				
<b>9</b>	<b>Dan MALONE</b>		A Seat Leon Cupra				
1 -	2:56.691	+ 23.326	9:39:57.963	5 -	2:35.083	+ 1.718	9:52:22.611
2 -	2:52.708 P	+ 19.343	9:42:50.671	6 -	2:43.754 P	+ 10.389	9:55:06.365
3 -	4:23.492	+ 1:50.127	9:47:14.163	7 -	2:51.218	+ 17.853	9:57:57.583
4 -	<b>2:33.365</b>		<b>9:49:47.528</b>				
<b>10</b>	<b>Maurice HAYDEN</b>		A Renault Megane				
1 -	2:45.495	+ 16.436	9:39:49.728	5 -	2:31.995	+ 2.936	9:49:50.363
2 -	<b>2:29.059</b>		<b>9:42:18.787</b>	6 -	2:32.982	+ 3.923	9:52:23.345
3 -	2:29.643	+ 0.584	9:44:48.430	7 -	2:35.685	+ 6.626	9:54:59.030
4 -	2:29.938	+ 0.879	9:47:18.368	8 -	2:31.981	+ 2.922	9:57:31.011
<b>15</b>	<b>Joseph GIRLING</b>		A Vauxhall Astra				
1 -	2:50.615	+ 22.135	9:39:52.540	5 -	4:49.593	+ 2:21.113	9:52:27.371
2 -	2:36.043	+ 7.563	9:42:28.583	6 -	2:33.554	+ 5.074	9:55:00.925
3 -	<b>2:28.480</b>		<b>9:44:57.063</b>	7 -	2:36.291	+ 7.811	9:57:37.216
4 -	2:40.715 P	+ 12.235	9:47:37.778				
<b>16</b>	<b>Guy HALE</b>		D Alfa Romeo 33				
1 -	3:09.907	+ 18.111	9:41:23.169	5 -	2:54.357	+ 2.561	9:53:05.126
2 -	2:55.650	+ 3.854	9:44:18.819	6 -	2:54.870	+ 3.074	9:55:59.996
3 -	2:54.967	+ 3.171	9:47:13.786	7 -	<b>2:51.796</b>		<b>9:58:51.792</b>
4 -	2:56.983	+ 5.187	9:50:10.769				
<b>17</b>	<b>Kevin REYNOLDS</b>		B Alfa Romeo 33 16v				
1 -	2:55.261	+ 4.237	9:40:58.602	5 -	2:52.147	+ 1.123	9:52:44.717
2 -	3:03.160	+ 12.136	9:44:01.762	6 -	<b>2:51.024</b>		<b>9:55:35.741</b>
3 -	2:58.527	+ 7.503	9:47:00.289	7 -	2:52.761	+ 1.737	9:58:28.502
4 -	2:52.281	+ 1.257	9:49:52.570				

Weather / Track : Bright / Dry

Silverstone Arena GP  
Circuit Length = 3.6605 miles  
Start: 09:36 End: 09:59

## Dunlop Production Touring Car Trophy & BRSCC alfashop Alfa Romeo C'ship QUALIFYING - RACE 2 + 5 - LAP ANALYSIS

<b>28</b>	<b>Steve JOHNSON</b>		A Vauxhall Astra				
1 -	3:15.220	+ 35.140	9:40:10.454	5 -	2:43.317	+ 3.237	9:51:08.106
2 -	2:46.562	+ 6.482	9:42:57.016	6 -	2:42.249	+ 2.169	9:53:50.355
3 -	2:42.696	+ 2.616	9:45:39.712	7 -	<b>2:40.080</b>		<b>9:56:30.435</b>
4 -	2:45.077	+ 4.997	9:48:24.789				
<b>32</b>	<b>Bryony SNOWDON</b>		A1 Alfa Romeo 75				
1 -	3:35.382	+ 22.548	9:41:38.210	4 -	<b>3:12.834</b>		<b>9:51:23.525</b>
2 -	3:18.250	+ 5.416	9:44:56.460	5 -	3:13.129	+ 0.295	9:54:36.654
3 -	3:14.231	+ 1.397	9:48:10.691	6 -	3:13.743	+ 0.909	9:57:50.397
<b>39</b>	<b>Sarah HEELS</b>		C Alfa Romeo 147 GTA				
1 -	3:00.410	+ 18.366	9:40:47.826	5 -	2:42.862	+ 0.818	9:51:42.318
2 -	2:45.394	+ 3.350	9:43:33.220	6 -	2:49.373	+ 7.329	9:54:31.691
3 -	<b>2:42.044</b>		<b>9:46:15.264</b>	7 -	2:44.046	+ 2.002	9:57:15.737
4 -	2:44.192	+ 2.148	9:48:59.456				
<b>40</b>	<b>Roger McMAHON</b>		Inv Fiat Punto				
1 -	3:04.324	+ 21.806	9:41:44.401	5 -	2:45.042	+ 2.524	9:53:05.580
2 -	2:51.403	+ 8.885	9:44:35.804	6 -	2:48.117	+ 5.599	9:55:53.697
3 -	2:59.357	+ 16.839	9:47:35.161	7 -	<b>2:42.518</b>		<b>9:58:36.215</b>
4 -	2:45.377	+ 2.859	9:50:20.538				
<b>41</b>	<b>Arthur McMAHON</b>		Inv Fiat Punto				
1 -	2:54.295	+ 10.956	9:43:49.107	3 -	<b>2:43.339</b>		<b>9:49:15.850</b>
2 -	2:43.404	+ 0.065	9:46:32.511				
<b>44</b>	<b>Clive HODGKIN</b>		B Alfa Romeo 75				
1 -	2:56.079	+ 17.961	9:40:43.696	5 -	2:38.687	+ 0.569	9:51:23.358
2 -	2:42.642	+ 4.524	9:43:26.338	6 -	2:51.568	+ 13.450	9:54:14.926
3 -	2:40.215	+ 2.097	9:46:06.553	7 -	3:16.876 P	+ 38.758	9:57:31.802
4 -	<b>2:38.118</b>		<b>9:48:44.671</b>				
<b>51</b>	<b>Roger EVANS</b>		A1 Alfa Romeo GTV				
1 -	2:50.084	+ 27.117	9:40:52.263	5 -	2:23.938	+ 0.971	9:50:46.877
2 -	2:28.546	+ 5.579	9:43:20.809	6 -	2:36.335	+ 13.368	9:53:23.212
3 -	<b>2:22.967</b>		<b>9:45:43.776</b>	7 -	2:27.973	+ 5.006	9:55:51.185
4 -	2:39.163	+ 16.196	9:48:22.939	8 -	2:23.083	+ 0.116	9:58:14.268
<b>53</b>	<b>Graham SEAGER</b>		C Alfa Romeo GTV				
1 -	3:08.303	+ 28.443	9:41:17.903	5 -	2:44.326	+ 4.466	9:52:19.264
2 -	2:52.553	+ 12.693	9:44:10.456	6 -	<b>2:39.860</b>		<b>9:54:59.124</b>
3 -	2:42.869	+ 3.009	9:46:53.325	7 -	2:57.305	+ 17.445	9:57:56.429
4 -	2:41.613	+ 1.753	9:49:34.938				
<b>61</b>	<b>Mel HEALEY</b>		E Alfa Romeo 156				
1 -	3:09.515	+ 24.194	9:41:16.122	5 -	2:50.420	+ 5.099	9:52:40.252
2 -	2:52.583	+ 7.262	9:44:08.705	6 -	2:49.435	+ 4.114	9:55:29.687
3 -	2:51.661	+ 6.340	9:47:00.366	7 -	<b>2:45.321</b>		<b>9:58:15.008</b>
4 -	2:49.466	+ 4.145	9:49:49.832				
<b>66</b>	<b>Chris FINCH</b>		E Alfa Romeo 156				
1 -	3:03.394	+ 18.620	9:41:09.250	4 -	<b>2:44.774</b>		<b>9:49:33.198</b>
2 -	2:51.670	+ 6.896	9:44:00.920	5 -	3:07.869 P	+ 23.095	9:52:41.067
3 -	2:47.504	+ 2.730	9:46:48.424				
<b>67</b>	<b>Paul GILLETT</b>		D Alfa Romeo 33				
1 -	3:29.490	+ 36.246	9:41:34.744	4 -	2:57.131	+ 3.887	9:50:38.573
2 -	3:09.634	+ 16.390	9:44:44.378	5 -	2:57.466	+ 4.222	9:53:36.039
3 -	2:57.064	+ 3.820	9:47:41.442	6 -	<b>2:53.244</b>		<b>9:56:29.283</b>

Weather / Track : Bright / Dry

Silverstone Arena GP  
Circuit Length = 3.6605 miles  
Start: 09:36 End: 09:59

## Dunlop Production Touring Car Trophy & BRSCC alfashop Alfa Romeo C'ship QUALIFYING - RACE 2 + 5 - LAP ANALYSIS

<b>70</b>	<b>Andrew BRAMAH</b>		E Alfa Romeo 147				
1 -	3:05.179	+ 15.952	9:40:55.928	5 -	2:49.874	+ 0.647	9:52:16.348
2 -	2:51.441	+ 2.214	9:43:47.369	6 -	2:53.734	+ 4.507	9:55:10.082
3 -	2:49.878	+ 0.651	9:46:37.247	7 -	2:49.924	+ 0.697	9:58:00.006
4 -	<b>2:49.227</b>		<b>9:49:26.474</b>				
<b>74</b>	<b>Andy INMAN</b>		E Alfa Romeo 156 TS				
1 -	3:02.998	+ 15.241	9:40:52.669	5 -	2:47.896	+ 0.139	9:52:11.290
2 -	2:52.560	+ 4.803	9:43:45.229	6 -	<b>2:47.757</b>		<b>9:54:59.047</b>
3 -	2:49.168	+ 1.411	9:46:34.397	7 -	2:51.023	+ 3.266	9:57:50.070
4 -	2:48.997	+ 1.240	9:49:23.394				
<b>77</b>	<b>Christopher OXBOROUGH</b>		A1 Alfa Romeo 75				
1 -	2:57.421	+ 20.658	9:40:46.187	5 -	2:37.848	+ 1.085	9:51:25.439
2 -	2:42.959	+ 6.196	9:43:29.146	6 -	2:44.330	+ 7.567	9:54:09.769
3 -	2:38.968	+ 2.205	9:46:08.114	7 -	<b>2:36.763</b>		<b>9:56:46.532</b>
4 -	2:39.477	+ 2.714	9:48:47.591				
<b>79</b>	<b>David MESSENGER</b>		E Alfa Romeo 156				
1 -	3:10.574	+ 22.966	9:41:21.304	5 -	2:48.682	+ 1.074	9:52:39.927
2 -	2:53.181	+ 5.573	9:44:14.485	6 -	2:47.720	+ 0.112	9:55:27.647
3 -	<b>2:47.608</b>		<b>9:47:02.093</b>	7 -	2:49.547	+ 1.939	9:58:17.194
4 -	2:49.152	+ 1.544	9:49:51.245				
<b>111</b>	<b>Stephen DYMOKE</b>		A2 Alfa Romeo 156				
1 -	3:02.141	+ 8.297	9:41:14.507	4 -	3:14.117 P	+ 20.273	9:50:24.728
2 -	3:02.260	+ 8.416	9:44:16.767	5 -	6:25.103	+ 3:31.259	9:56:49.831
3 -	<b>2:53.844</b>		<b>9:47:10.611</b>				
<b>112</b>	<b>Chris SNOWDON</b>		A2 Alfa Romeo 33 16v				
1 -	2:59.110 P	+ 26.397	9:40:53.654	3 -	6:12.801	+ 3:40.088	9:54:07.784
2 -	7:01.329	+ 4:28.616	9:47:54.983	4 -	<b>2:32.713</b>		<b>9:56:40.497</b>
<b>127</b>	<b>James THOMAS</b>		E Alfa Romeo 146				
1 -	2:54.924	+ 8.203	9:40:58.601	5 -	3:01.110	+ 14.389	9:52:32.000
2 -	2:50.184	+ 3.463	9:43:48.785	6 -	2:50.014	+ 3.293	9:55:22.014
3 -	2:49.605	+ 2.884	9:46:38.390	7 -	<b>2:46.721</b>		<b>9:58:08.735</b>
4 -	2:52.500	+ 5.779	9:49:30.890				
<b>135</b>	<b>Chris LEDBURY</b>		E Alfa Romeo 156				
<b>151</b>	<b>Nigel PRATT</b>		Inv Fiat Punto				
1 -	3:05.365	+ 21.158	9:41:24.616	5 -	2:55.150	+ 10.943	9:52:38.619
2 -	2:48.161	+ 3.954	9:44:12.777	6 -	2:55.589	+ 11.382	9:55:34.208
3 -	2:46.417	+ 2.210	9:46:59.194	7 -	<b>2:44.207</b>		<b>9:58:18.415</b>
4 -	2:44.275	+ 0.068	9:49:43.469				
<b>171</b>	<b>Barry McMAHON</b>		Inv Fiat Punto				
1 -	3:00.220	+ 17.440	9:41:15.243	5 -	2:48.568	+ 5.788	9:52:22.210
2 -	2:46.516	+ 3.736	9:44:01.759	6 -	2:44.759	+ 1.979	9:55:06.969
3 -	2:49.103	+ 6.323	9:46:50.862	7 -	2:45.870	+ 3.090	9:57:52.839
4 -	<b>2:42.780</b>		<b>9:49:33.642</b>				
<b>191</b>	<b>Clive PRATT</b>		Inv Fiat Punto				
1 -	3:02.558	+ 21.465	9:41:23.132	5 -	2:42.340	+ 1.247	9:52:13.404
2 -	2:44.857	+ 3.764	9:44:07.989	6 -	2:42.783	+ 1.690	9:54:56.187
3 -	2:41.982	+ 0.889	9:46:49.971	7 -	3:26.783	+ 45.690	9:58:22.970
4 -	<b>2:41.093</b>		<b>9:49:31.064</b>				

Weather / Track : Bright / Dry

Silverstone Arena GP  
Circuit Length = 3.6605 miles  
Start: 09:36 End: 09:59

# Dunlop Production Touring Car Trophy

## RACE 2 - CLASSIFICATION

POS	NO	CL	NAME	ENTRY	LAPS	TIME	GAP	DIFF	MPH	BEST	ON
1	1	A	<b>Adrian CHURCHILL</b>	Vauxhall Astra VXR	10	24:25.161			89.94	2:24.633	3
2	2	A	<b>Thomas CARNABY</b>	Vauxhall Astra VXR	10	24:39.601	<b>14.440</b>	14.440	89.06	2:26.491	5
3	7	A	<b>Ryan BENSLEY</b>	Vauxhall Astra VXR	10	24:40.266	<b>15.105</b>	0.665	89.02	2:26.816	4
4	6	A	<b>Josh COOK</b>	Renault Megane	10	24:40.675	<b>15.514</b>	0.409	88.99	2:26.923	5
5	5	A	<b>Gary DUCKMAN</b>	Seat Leon	10	24:41.196	<b>16.035</b>	0.521	88.96	2:26.784	10
6	15	A	<b>Joseph GIRLING</b>	Vauxhall Astra	10	25:06.558	<b>41.397</b>	25.362	87.46	2:29.231	2
7	9	A	<b>Dan MALONE</b>	Seat Leon Cupra	10	25:06.720	<b>41.559</b>	0.162	87.46	2:28.121	9
8	28	A	<b>Steve JOHNSON</b>	Vauxhall Astra	10	26:01.472	<b>1:36.311</b>	54.752	84.39	2:31.779	10
NOT CLASSIFIED											
DNF	10	A	<b>Maurice HAYDEN</b>	Renault Megane	6	15:02.316	<b>4 laps</b>	4 laps	87.62	2:29.144	2
FASTEST LAP											
1	A	<b>Adrian CHURCHILL</b>	Vauxhall Astra VXR	3	2:24.633			91.11 mph		146.63 kph	

Weather / Track : Bright / Dry  
 These results are provisional until the conclusion of any judicial and technical matters.

Silverstone Arena GP  
 Circuit Length = 3.6605 miles  
 Start: 12:15 End: 12:41

Clerk of Course :		Timekeeper :	
-------------------	--	--------------	--

# Dunlop Production Touring Car Trophy

## RACE 2 - LAP CHART

Lap 1			Lap 2			Lap 3			Lap 4			Lap 5		
No	Behind	Laptime	No	Behind	Laptime	No	Behind	Laptime	No	Behind	Laptime	No	Behind	Laptime
6		2:29.658	7		2:28.171	1		2:24.633	1		2:25.401	1		2:25.317
1	1.061	2:30.719	1	0.161	2:29.621	7	2.828	2:27.622	7	4.243	2:26.816	7	6.300	2:27.374
7	2.350	2:32.008	6	0.694	2:31.215	6	4.498	2:28.598	2	6.664	2:27.206	2	7.838	2:26.491
2	2.991	2:32.649	2	0.944	2:28.474	2	4.859	2:28.709	6	6.975	2:27.878	6	8.581	2:26.923
5	3.107	2:32.765	5	1.372	2:28.786	5	5.347	2:28.769	5	7.547	2:27.601	5	9.237	2:27.007
10	3.755	2:33.413	10	2.378	2:29.144	10	6.977	2:29.393	10	10.870	2:29.294	10	16.124	2:30.571
15	4.510	2:34.168	15	3.220	2:29.231	15	8.192	2:29.766	15	13.832	2:31.041	15	18.163	2:29.648
9	8.597	2:38.255	9	8.696	2:30.620	9	14.139	2:30.237	9	18.695	2:29.957	9	23.148	2:29.770
28	20.598	2:50.256	28	29.908	2:39.831	28	40.675	2:35.561	28	50.039	2:34.765	28	1:00.736	2:36.014

Weather / Track : Bright / Dry

Silverstone Arena GP  
 Circuit Length = 3.6605 miles  
 Start: 12:15 End: 12:41



# Dunlop Production Touring Car Trophy

## RACE 2 - LAP CHART

Lap 6			Lap 7			Lap 8			Lap 9			Lap 10		
No	Behind	Laptime	No	Behind	Laptime	No	Behind	Laptime	No	Behind	Laptime	No	Behind	Laptime
1		2:25.734	1		2:25.890	1		2:25.486	1		2:26.110	1		2:26.250
7	7.789	2:27.223	7	9.102	2:27.203	7	11.369	2:27.753	2	13.518	2:27.836	2	14.440	2:27.172
2	9.404	2:27.300	2	10.608	2:27.094	2	11.792	2:26.670	7	13.831	2:28.572	7	15.105	2:27.524
6	9.917	2:27.070	6	11.587	2:27.560	6	13.235	2:27.134	6	14.479	2:27.354	6	15.514	2:27.285
5	11.205	2:27.702	5	12.743	2:27.428	5	14.601	2:27.344	5	15.501	2:27.010	5	16.035	2:26.784
10	20.891	2:30.501	15	26.352	2:29.638	15	30.929	2:30.063	15	36.184	2:31.365	15	41.397	2:31.463
15	22.604	2:30.175	9	30.913	2:28.806	9	35.974	2:30.547	9	37.985	2:28.121	9	41.559	2:29.824
9	27.997	2:30.583	28	1:15.936	2:33.199	28	1:23.808	2:33.358	28	1:30.782	2:33.084	28	1:36.311	2:31.779
28	1:08.627	2:33.625												

Weather / Track : Bright / Dry

Silverstone Arena GP  
Circuit Length = 3.6605 miles  
Start: 12:15 End: 12:41

# Dunlop Production Touring Car Trophy

## RACE 5 - CLASSIFICATION

POS	NO	CL	NAME	ENTRY	LAPS	TIME	GAP	DIFF	MPH	BEST	ON
1	6	A	<b>Josh COOK</b>	Renault Megane	10	24:54.205			88.19	2:27.825	5
2	5	A	<b>Gary DUCKMAN</b>	Seat Leon	10	24:57.196	<b>2.991</b>	2.991	88.01	2:27.667	4
3	9	A	<b>Dan MALONE</b>	Seat Leon Cupra	10	25:12.008	<b>17.803</b>	14.812	87.15	2:29.086	8
4	15	A	<b>Joseph GIRLING</b>	Vauxhall Astra	10	25:12.966	<b>18.761</b>	0.958	87.09	2:29.523	9
5	7	A	<b>Ryan BENSLEY</b>	Vauxhall Astra VXR	10	25:17.956	<b>23.751</b>	4.990	86.81	2:28.553	6
6	10	A	<b>Maurice HAYDEN</b>	Renault Megane	10	25:23.675	<b>29.470</b>	5.719	86.48	2:30.099	5
7	1	A	<b>Adrian CHURCHILL</b>	Vauxhall Astra VXR	10	25:24.461	<b>30.256</b>	0.786	86.44	2:26.131	4
8	28	A	<b>Steve JOHNSON</b>	Vauxhall Astra	10	25:36.734	<b>42.529</b>	12.273	85.75	2:31.166	6
NOT CLASSIFIED											
DNF	2	A	<b>Thomas CARNABY</b>	Vauxhall Astra VXR	6	15:00.229	<b>4 laps</b>	4 laps	87.82	2:27.338	5
FASTEST LAP											
1	A	<b>Adrian CHURCHILL</b>	Vauxhall Astra VXR	4	2:26.131	90.17 mph	145.12 kph				

Weather / Track : Sunny / Dry

These results are provisional until the conclusion of any judicial and technical matters.

Silverstone Arena GP  
 Circuit Length = 3.6605 miles  
 Start: 14:34 End: 15:01

Clerk of Course :		Timekeeper :
-------------------	--	--------------

# BRSCC alfashop Alfa Romeo Championship

## RACE 5 - CLASSIFICATION

POS	NO	CL	NAME	ENTRY	LAPS	TIME	GAP	DIFF	MPH	BEST	ON
1	51	A1	Roger EVANS	Alfa Romeo GTV	10	24:50.413			88.41	2:24.130	7
2	112	A2	Chris SNOWDON	Alfa Romeo 33 16v	10	25:59.126	1:08.713	1:08.713	84.52	2:29.756	9
3	111	A2	Stephen DYMOKE	Alfa Romeo 156	10	26:06.390	1:15.977	7.264	84.12	2:29.908	7
4	77	A1	Christopher OXBOROUGH	Alfa Romeo 75	10	27:23.451	2:33.038	1:17.061	80.18	2:37.063	4
5	44	B	Clive HODGKIN	Alfa Romeo 75	10	27:31.788	2:41.375	8.337	79.77	2:39.681	5
6	53	C	Graham SEAGER	Alfa Romeo GTV	9	25:01.068	1 lap	1 lap	79.01	2:40.238	7
7	191	Inv	Clive PRATT	Fiat Punto	9	25:02.591	1 lap	1.523	78.93	2:41.579	7
8	39	C	Sarah HEELS	Alfa Romeo 147 GTA	9	25:14.786	1 lap	12.195	78.29	2:43.448	4
9	151	Inv	Nigel PRATT	Fiat Punto	9	25:17.182	1 lap	2.396	78.17	2:43.894	7
10	41	Inv	Arthur McMAHON	Fiat Punto	9	25:18.406	1 lap	1.224	78.10	2:42.560	7
11	171	Inv	Barry McMAHON	Fiat Punto	9	25:18.673	1 lap	0.267	78.09	2:42.707	8
12	61	E	Mel HEALEY	Alfa Romeo 156	9	25:38.734	1 lap	20.061	77.07	2:45.660	6
13	127	E	James THOMAS	Alfa Romeo 146	9	25:46.147	1 lap	7.413	76.70	2:46.354	7
14	79	E	David MESSENGER	Alfa Romeo 156	9	25:48.206	1 lap	2.059	76.60	2:47.025	7
15	40	Inv	Roger McMAHON	Fiat Punto	9	26:25.843	1 lap	37.637	74.78	2:47.206	8
16	70	E	Andrew BRAMAH	Alfa Romeo 147	9	26:31.266	1 lap	5.423	74.53	2:49.736	9
17	135	E	Chris LEDBURY	Alfa Romeo 156	9	26:37.583	1 lap	6.317	74.23	2:50.342	8
18	16	D	Guy HALE	Alfa Romeo 33	9	26:37.744	1 lap	0.161	74.22	2:49.996	9
19	67	D	Paul GILLETT	Alfa Romeo 33	9	26:38.225	1 lap	0.481	74.20	2:51.116	8
20	32	A1	Bryony SNOWDON	Alfa Romeo 75	8	25:26.340	2 laps	1 lap	69.06	3:00.764	5

### NOT CLASSIFIED

DNF	74	E	Andy INMAN	Alfa Romeo 156 TS	3	9:19.989	7 laps	5 laps	70.59	2:51.844	3
DNF	17	B	Kevin REYNOLDS	Alfa Romeo 33 16v	0						

### FASTEST LAP

51	A1	Roger EVANS	Alfa Romeo GTV	7	2:24.130	91.42 mph	147.14 kph
112	A2	Chris SNOWDON	Alfa Romeo 33 16v	9	2:29.756	87.99 mph	141.61 kph
44	B	Clive HODGKIN	Alfa Romeo 75	5	2:39.681	82.52 mph	132.81 kph
53	C	Graham SEAGER	Alfa Romeo GTV	7	2:40.238	82.23 mph	132.35 kph
191	Inv	Clive PRATT	Fiat Punto	7	2:41.579	81.55 mph	131.25 kph
61	E	Mel HEALEY	Alfa Romeo 156	6	2:45.660	79.54 mph	128.01 kph
16	D	Guy HALE	Alfa Romeo 33	9	2:49.996	77.51 mph	124.75 kph

Weather / Track : Sunny / Dry

These results are provisional until the conclusion of any judicial and technical matters.

Silverstone Arena GP  
Circuit Length = 3.6605 miles  
Start: 14:34 End: 15:01

Clerk of Course :		Timekeeper :	
-------------------	--	--------------	--

# Dunlop Production Touring Car Trophy & BRSCC alfashop Alfa Romeo C'ship

## RACE 5 - LAP CHART

Lap 1			Lap 2			Lap 3			Lap 4			Lap 5		
No	Behind	Laptime	No	Behind	Laptime	No	Behind	Laptime	No	Behind	Laptime	No	Behind	Laptime
2		2:29.681	2		2:27.856	2		2:27.430	2		2:27.931	2		2:27.338
7	1.054	2:30.735	1	7.492	2:33.784	1	6.749	2:26.687	1	4.949	2:26.131	6	10.241	2:27.825
6	1.323	2:31.004	6	8.472	2:35.005	6	9.586	2:28.544	6	9.754	2:28.099	1	11.179	2:33.568
1	1.564	2:31.245	5	10.666	2:36.359	5	12.120	2:28.884	5	11.856	2:27.667	5	12.899	2:28.381
5	2.163	2:31.844	15	11.559	2:36.380	15	15.668	2:31.539	32	1 LAP	3:10.715	15	20.619	2:29.974
15	3.035	2:32.716	10	12.599	2:35.801	10	16.480	2:31.311	15	17.983	2:30.246	10	21.595	2:30.099
10	4.654	2:34.335	9	16.006	2:35.257	9	18.461	2:29.885	10	18.834	2:30.285	9	22.752	2:29.871
9	8.605	2:38.286	28	18.216	2:37.403	28	24.216	2:33.430	9	20.219	2:29.689	51	24.380	2:25.290
28	8.669	2:38.350	7	22.380	2:49.182	7	24.966	2:30.016	51	26.428	2:26.846	7	28.241	2:28.671
51	27.458	2:57.139	51	27.575	2:27.973	51	27.513	2:27.368	7	26.908	2:29.873	28	35.850	2:33.705
112	32.129	3:01.810	112	38.579	2:34.306	112	44.648	2:33.499	28	29.483	2:33.198	32	1 LAP	3:05.981
77	42.164	3:11.845	111	55.496	2:37.008	111	1:03.164	2:35.098	112	48.674	2:31.957	112	55.332	2:33.996
44	43.005	3:12.686	44	56.704	2:41.555	44	1:10.258	2:40.984	111	1:07.611	2:32.378	111	1:11.681	2:31.408
191	45.098	3:14.779	77	1:00.599	2:46.291	77	1:12.512	2:39.343	77	1:21.644	2:37.063	77	1:32.754	2:38.448
53	45.461	3:15.142	53	1:02.327	2:44.722	53	1:19.346	2:44.449	44	1:22.743	2:40.416	44	1:35.086	2:39.681
111	46.344	3:16.025	191	1:03.575	2:46.333	191	1:20.292	2:44.147	191	1:35.877	2:43.516	191	1:51.350	2:42.811
39	46.864	3:16.545	41	1:04.659	2:44.073	39	1:22.888	2:45.407	53	1:37.798	2:46.383	53	1:53.602	2:43.142
171	48.314	3:17.995	39	1:04.911	2:45.903	41	1:23.988	2:46.759	39	1:38.405	2:43.448	39	1:54.860	2:43.793
41	48.442	3:18.123	171	1:06.202	2:45.744	171	1:24.781	2:46.009	151	1:41.979	2:44.772	151	1:58.928	2:44.287
151	49.257	3:18.938	151	1:07.203	2:45.802	151	1:25.138	2:45.365	171	1:43.102	2:46.252	171	1:59.591	2:43.827
127	51.023	3:20.704	127	1:12.123	2:48.956	61	1:33.460	2:48.559	41	1:47.428	2:51.371	41	2:03.974	2:43.884
79	51.657	3:21.338	61	1:12.331	2:48.262	79	1:34.417	2:48.736	61	1:52.175	2:46.646	61	2:11.393	2:46.556
61	51.925	3:21.606	79	1:13.111	2:49.310	127	1:35.259	2:50.566	79	1:54.207	2:47.721	79	2:15.667	2:48.798
74	53.360	3:23.041	67	1:27.916	2:56.113	74	1:55.022	2:51.844	127	1:55.580	2:48.252	127	2:16.089	2:47.847
67	59.659	3:29.340	16	1:28.499	2:55.365	67	1:56.973	2:56.487	70	2:24.008	2:51.080			
16	1:00.990	3:30.671	74	1:30.608	3:05.104	16	1:58.946	2:57.877	67	2:24.956	2:55.914			
135	1:05.953	3:35.634	135	1:33.996	2:55.899	135	1:59.218	2:52.652	40	2:25.136	2:50.396			
70	1:13.641	3:43.322	70	1:37.987	2:52.202	70	2:00.859	2:50.302	135	2:25.817	2:54.530			
32	1:17.386	3:47.067	40	1:41.267	2:51.066	40	2:02.671	2:48.834	16	2:26.292	2:55.277			
40	1:18.057	3:47.738	32	1:59.293	3:09.763									

Weather / Track : Sunny / Dry

Silverstone Arena GP  
Circuit Length = 3.6605 miles  
Start: 14:34 End: 15:01

# Dunlop Production Touring Car Trophy & BRSCC alfashop Alfa Romeo C'ship

## RACE 5 - LAP CHART

Lap 6			Lap 7			Lap 8			Lap 9			Lap 10		
No	Behind	Laptime	No	Behind	Laptime	No	Behind	Laptime	No	Behind	Laptime	No	Behind	Laptime
6		2:29.074	6		2:28.267	6		2:29.000	51		2:25.524	51		2:25.378
2	0.678	2:39.993 P	5	1.825	2:28.109	5	1.680	2:28.855	6	0.257	2:28.474	6	3.792	2:28.913
5	1.983	2:28.399	51	6.799	2:24.130	51	2.693	2:24.894	5	2.477	2:29.014	5	6.783	2:29.684
1	7.886	2:36.022	15	13.773	2:30.343	61	1 LAP	2:46.272	39	1 LAP	2:45.715	53	1 LAP	2:43.307
70	1 LAP	2:51.027	1	14.347	2:34.728	127	1 LAP	2:46.354	151	1 LAP	2:44.317	191	1 LAP	2:43.861
40	1 LAP	2:51.393	9	16.156	2:30.155	79	1 LAP	2:47.025	41	1 LAP	2:42.895	9	21.595	2:29.706
51	10.936	2:25.871	10	21.432	2:34.848	15	15.343	2:30.570	171	1 LAP	2:42.707	15	22.553	2:31.282
67	1 LAP	2:52.732	7	21.894	2:32.682	9	16.242	2:29.086	15	16.649	2:29.523	39	1 LAP	2:44.394
15	11.697	2:30.393	40	1 LAP	2:50.052	1	20.061	2:34.714	9	17.267	2:29.242	151	1 LAP	2:44.045
135	1 LAP	2:53.328	70	1 LAP	2:51.642	7	21.778	2:28.884	7	23.641	2:30.080	7	27.543	2:29.280
16	1 LAP	2:53.205	28	32.736	2:33.302	10	23.624	2:31.192	61	1 LAP	2:47.966	41	1 LAP	2:44.366
9	14.268	2:30.831	67	1 LAP	2:52.197	28	36.291	2:32.555	10	26.965	2:31.558	171	1 LAP	2:44.291
10	14.851	2:32.571	135	1 LAP	2:51.738	112	51.717	2:32.170	1	27.729	2:35.885	10	33.262	2:31.675
7	17.479	2:28.553	16	1 LAP	2:51.950	40	1 LAP	2:50.309	127	1 LAP	2:48.257	1	34.048	2:31.697
28	27.701	2:31.166	112	48.547	2:30.139	70	1 LAP	2:52.218	79	1 LAP	2:49.293	32	2 LAPS	3:05.675
112	46.675	2:30.658	111	1:06.585	2:29.908	135	1 LAP	2:51.156	28	39.758	2:31.684	28	46.321	2:31.941
111	1:04.944	2:32.578	77	1:44.945	2:40.593	67	1 LAP	2:53.005	112	53.256	2:29.756	61	1 LAP	2:47.207
32	1 LAP	3:00.764	32	1 LAP	3:03.404	16	1 LAP	2:52.033	111	1:11.118	2:31.638	127	1 LAP	2:47.730
77	1:32.619	2:39.180	44	1:50.850	2:42.846	111	1:07.697	2:30.112	40	1 LAP	2:47.206	79	1 LAP	2:47.503
44	1:36.271	2:40.500	191	2:07.316	2:41.579	77	1:57.923	2:41.978	70	1 LAP	2:49.737	112	1:08.713	2:40.835
191	1:54.004	2:41.969	53	2:08.207	2:40.238	44	2:04.721	2:42.871	135	1 LAP	2:50.342	111	1:15.977	2:30.237
53	1:56.236	2:41.949	39	2:16.859	2:45.496	53	2:20.943	2:41.736	67	1 LAP	2:51.116	40	1 LAP	2:48.849
39	1:59.630	2:44.085	151	2:21.002	2:43.894	191	2:21.912	2:43.596	16	1 LAP	2:51.370	70	1 LAP	2:49.736
151	2:05.375	2:45.762	41	2:23.327	2:42.560	32	1 LAP	3:02.971	77	2:12.687	2:42.981	135	1 LAP	2:52.304
171	2:08.923	2:48.647	171	2:23.857	2:43.201				44	2:20.072	2:43.568	16	1 LAP	2:49.996
41	2:09.034	2:44.375										67	1 LAP	2:51.321
61	2:17.738	2:45.660										77	2:33.038	2:45.729
127	2:24.255	2:47.481										44	2:41.375	2:46.681
79	2:24.834	2:48.482												

Weather / Track : Sunny / Dry

Silverstone Arena GP  
Circuit Length = 3.6605 miles  
Start: 14:34 End: 15:01

# Mini Se7en / Miglia Championships

## QUALIFYING - RACE 3 - CLASSIFICATION

POS	NO	CL	NAME	ENTRY	TIME	ON	LAPS	GAP	DIFF	MPH
1	20	M	Endaf OWENS	Mini Miglia	2:34.438	6	6			85.32
2	11	M	Kane ASTIN	Mini Miglia	2:35.358	2	6	0.920	0.920	84.82
3	7	M	Sarah MUNNS	Mini Miglia	2:36.161	6	6	1.723	0.803	84.38
4	3	M	Dave DREW	Mini Miglia	2:36.402	6	6	1.964	0.241	84.25
5	2	M	Colin PEACOCK	Mini Miglia	2:36.924	5	6	2.486	0.522	83.97
6	69	M	Tony LeMAY	Mini Miglia	2:36.940	6	6	2.502	0.016	83.96
7	21	M	Aaron SMITH	Mini Miglia	2:37.337	2	6	2.899	0.397	83.75
8	1	M	Paul THOMPSON	Mini Miglia	2:37.910	2	6	3.472	0.573	83.45
9	8	M	Mark SIMS	Mini Miglia	2:38.741	2	6	4.303	0.831	83.01
10	23	M	Rupert DEETH	Mini Miglia	2:40.763	1	5	6.325	2.022	81.97
11	42	M	Paul SIMMONDS	Mini Miglia	2:40.908	6	6	6.470	0.145	81.89
12	13	M	Phil HARVEY	Mini Miglia	2:42.114	5	6	7.676	1.206	81.28
13	55	M	Michael GREEN	Mini Miglia	2:43.083	2	5	8.645	0.969	80.80
14	44	M	Paul CLARK	Mini Miglia	2:44.664	4	5	10.226	1.581	80.02
15	28	M	Robert HUMPHREYS	Mini Miglia	2:45.244	5	5	10.806	0.580	79.74
16	35	7	Paul SPARK	Mini Se7en	2:50.458	5	5	16.020	5.214	77.30
17	46	7	Max HUNTER	Mini Se7en	2:50.769	2	5	16.331	0.311	77.16
18	24	7	James COULSON	Mini Se7en	2:51.433	5	5	16.995	0.664	76.86
19	5	7	Graeme DAVIS	Mini Se7en	2:52.159	2	5	17.721	0.726	76.54
20	12	7	Andrew DEVINY	Mini Se7en	2:53.472	3	5	19.034	1.313	75.96
21	77	7	Tristen KNIGHT	Mini Se7en	2:54.018	2	5	19.580	0.546	75.72
22	9	7	Darren THOMAS	Mini Se7en	2:54.798	5	5	20.360	0.780	75.38
23	4	7	Ian DEVINY	Mini Se7en	2:54.999	2	5	20.561	0.201	75.30
24	15	7	Steve BAKER	Mini Se7en	2:55.904	2	5	21.466	0.905	74.91
25	36	7	Damon ASTIN	Mini Se7en	2:56.618	5	5	22.180	0.714	74.61
26	91	7	Julian AFFLECK	Mini Se7en	2:57.873	5	5	23.435	1.255	74.08
27	60	7	Malcolm KEAT	Mini Se7en	2:58.759	5	5	24.321	0.886	73.71
28	95	7	Julian PROCTOR	Mini Se7en	3:01.528	3	5	27.090	2.769	72.59
29	94	7	Robert PAVEY	Mini Se7en	3:04.136	5	5	29.698	2.608	71.56
30	18	7	Gareth HUNT	Mini Se7en	3:05.808	3	4	31.370	1.672	70.92
31	26	7	Leon WIGHTMAN	Mini Se7en	3:09.211	3	5	34.773	3.403	69.64
32	92	7	Kevin O'SHEA	Mini Se7en	3:10.004	5	5	35.566	0.793	69.35
33	68	7	Steve TRENCH	Mini Se7en	3:12.904	3	5	38.466	2.900	68.31
34	87	7	Ashley DAVIES	Mini Se7en	3:14.182	2	4	39.744	1.278	67.86
35	63	7	David ROBINSON	Mini Se7en	3:19.546	1	3	45.108	5.364	66.03
36	47	7	Kelvin EDGAR	Mini Se7en	3:20.178	1	1	45.740	0.632	65.83
37	33	7	Geoff TAYLOR	Mini Se7en	3:22.268	4	4	47.830	2.090	65.15
38	88	7	Kieren McDONALD	Mini Se7en		0	0			

Weather / Track : Sunny / Dry  
 These results are provisional until the conclusion of any judicial and technical matters.

Silverstone Arena GP  
 Circuit Length = 3.6605 miles  
 Start: 10:04 End: 10:23

Clerk of Course :	Timekeeper :
-------------------	--------------

# Mini Se7en / Miglia Championships

## QUALIFYING - RACE 3 - LAP ANALYSIS

<b>1</b>	<b>Paul THOMPSON</b>		M Mini Miglia				
1 -	2:45.672	+ 7.762	10:08:39.441	4 -	2:39.227	+ 1.317	10:16:34.952
2 -	<b>2:37.910</b>		<b>10:11:17.351</b>	5 -	2:45.964	+ 8.054	10:19:20.916
3 -	2:38.374	+ 0.464	10:13:55.725	6 -	2:38.131	+ 0.221	10:21:59.047
<b>2</b>	<b>Colin PEACOCK</b>		M Mini Miglia				
1 -	2:37.388	+ 0.464	10:08:06.790	4 -	2:37.571	+ 0.647	10:16:05.739
2 -	2:41.482	+ 4.558	10:10:48.272	5 -	<b>2:36.924</b>		<b>10:18:42.663</b>
3 -	2:39.896	+ 2.972	10:13:28.168	6 -	2:36.930	+ 0.006	10:21:19.593
<b>3</b>	<b>Dave DREW</b>		M Mini Miglia				
1 -	2:43.256	+ 6.854	10:08:13.706	4 -	2:39.345	+ 2.943	10:16:11.777
2 -	2:37.892	+ 1.490	10:10:51.598	5 -	2:39.108	+ 2.706	10:18:50.885
3 -	2:40.834	+ 4.432	10:13:32.432	6 -	<b>2:36.402</b>		<b>10:21:27.287</b>
<b>4</b>	<b>Ian DEVINY</b>		7 Mini Se7en				
1 -	2:59.972	+ 4.973	10:08:58.301	4 -	2:56.239	+ 1.240	10:17:48.640
2 -	<b>2:54.999</b>		<b>10:11:53.300</b>	5 -	3:00.299	+ 5.300	10:20:48.939
3 -	2:59.101	+ 4.102	10:14:52.401				
<b>5</b>	<b>Graeme DAVIS</b>		7 Mini Se7en				
1 -	2:55.735	+ 3.576	10:08:28.332	4 -	2:54.649	+ 2.490	10:17:14.618
2 -	<b>2:52.159</b>		<b>10:11:20.491</b>	5 -	2:53.788	+ 1.629	10:20:08.406
3 -	2:59.478	+ 7.319	10:14:19.969				
<b>7</b>	<b>Sarah MUNNS</b>		M Mini Miglia				
1 -	2:42.465	+ 6.304	10:08:11.831	4 -	2:38.849	+ 2.688	10:16:06.430
2 -	2:36.571	+ 0.410	10:10:48.402	5 -	2:37.653	+ 1.492	10:18:44.083
3 -	2:39.179	+ 3.018	10:13:27.581	6 -	<b>2:36.161</b>		<b>10:21:20.244</b>
<b>8</b>	<b>Mark SIMS</b>		M Mini Miglia				
1 -	2:45.772	+ 7.031	10:08:30.962	4 -	2:42.202	+ 3.461	10:16:34.087
2 -	<b>2:38.741</b>		<b>10:11:09.703</b>	5 -	2:46.584	+ 7.843	10:19:20.671
3 -	2:42.182	+ 3.441	10:13:51.885	6 -	2:39.362	+ 0.621	10:22:00.033
<b>9</b>	<b>Darren THOMAS</b>		7 Mini Se7en				
1 -	3:01.759	+ 6.961	10:08:53.774	4 -	3:11.736	+ 16.938	10:17:56.462
2 -	2:55.438	+ 0.640	10:11:49.212	5 -	<b>2:54.798</b>		<b>10:20:51.260</b>
3 -	2:55.514	+ 0.716	10:14:44.726				
<b>11</b>	<b>Kane ASTIN</b>		M Mini Miglia				
1 -	2:37.817	+ 2.459	10:08:05.117	4 -	2:35.834	+ 0.476	10:15:59.705
2 -	<b>2:35.358</b>		<b>10:10:40.475</b>	5 -	2:39.918	+ 4.560	10:18:39.623
3 -	2:43.396	+ 8.038	10:13:23.871	6 -	2:39.810	+ 4.452	10:21:19.433
<b>12</b>	<b>Andrew DEVINY</b>		7 Mini Se7en				
1 -	3:06.379	+ 12.907	10:09:05.881	4 -	2:54.808	+ 1.336	10:17:48.490
2 -	2:54.329	+ 0.857	10:12:00.210	5 -	2:56.715	+ 3.243	10:20:45.205
3 -	<b>2:53.472</b>		<b>10:14:53.682</b>				
<b>13</b>	<b>Phil HARVEY</b>		M Mini Miglia				
1 -	2:51.352	+ 9.238	10:08:51.027	4 -	2:45.478	+ 3.364	10:17:06.099
2 -	2:45.965	+ 3.851	10:11:36.992	5 -	<b>2:42.114</b>		<b>10:19:48.213</b>
3 -	2:43.629	+ 1.515	10:14:20.621	6 -	2:42.300	+ 0.186	10:22:30.513
<b>15</b>	<b>Steve BAKER</b>		7 Mini Se7en				
1 -	3:02.993	+ 7.089	10:08:57.023	4 -	2:58.741	+ 2.837	10:17:52.430
2 -	<b>2:55.904</b>		<b>10:11:52.927</b>	5 -	2:56.489	+ 0.585	10:20:48.919
3 -	3:00.762	+ 4.858	10:14:53.689				

Weather / Track : Sunny / Dry

Silverstone Arena GP  
Circuit Length = 3.6605 miles  
Start: 10:04 End: 10:23

# Mini Se7en / Miglia Championships

## QUALIFYING - RACE 3 - LAP ANALYSIS

<b>18</b>	<b>Gareth HUNT</b>		7		Mini Se7en	
1 -	3:06.000	+ 0.192	10:08:47.486	3 -	<b>3:05.808</b>	10:15:07.049
2 -	3:13.755	+ 7.947	10:12:01.241	4 -	3:29.921 P	+ 24.113
10:18:36.970						
<b>20</b>	<b>Endaf OWENS</b>		M		Mini Miglia	
1 -	2:40.361	+ 5.923	10:08:19.420	4 -	2:38.358	+ 3.920
2 -	2:35.035	+ 0.597	10:10:54.455	5 -	2:38.440	+ 4.002
3 -	2:35.230	+ 0.792	10:13:29.685	6 -	<b>2:34.438</b>	10:21:20.921
10:16:08.043						
10:18:46.483						
<b>21</b>	<b>Aaron SMITH</b>		M		Mini Miglia	
1 -	2:44.985	+ 7.648	10:08:37.120	4 -	2:50.198	+ 12.861
2 -	<b>2:37.337</b>		<b>10:11:14.457</b>	5 -	2:45.645	+ 8.308
3 -	2:48.104	+ 10.767	10:14:02.561	6 -	2:48.379	+ 11.042
10:16:52.759						
10:19:38.404						
10:22:26.783						
<b>23</b>	<b>Rupert DEETH</b>		M		Mini Miglia	
1 -	<b>2:40.763</b>		<b>10:11:03.548</b>	4 -	2:46.768	+ 6.005
2 -	2:46.509	+ 5.746	10:13:50.057	5 -	2:41.104	+ 0.341
3 -	2:45.689	+ 4.926	10:16:35.746			
10:19:22.514						
10:22:03.618						
<b>24</b>	<b>James COULSON</b>		7		Mini Se7en	
1 -	2:56.925	+ 5.492	10:08:31.805	4 -	2:52.232	+ 0.799
2 -	3:03.597	+ 12.164	10:11:35.402	5 -	<b>2:51.433</b>	
3 -	2:58.607	+ 7.174	10:14:34.009			10:17:26.241
10:20:17.674						
<b>26</b>	<b>Leon WIGHTMAN</b>		7		Mini Se7en	
1 -	3:20.880	+ 11.669	10:09:31.170	4 -	3:15.204	+ 5.993
2 -	3:10.853	+ 1.642	10:12:42.023	5 -	3:09.800	+ 0.589
3 -	<b>3:09.211</b>		<b>10:15:51.234</b>			10:19:06.438
10:22:16.238						
<b>28</b>	<b>Robert HUMPHREYS</b>		M		Mini Miglia	
1 -	3:01.517	+ 16.273	10:09:13.374	4 -	2:51.101	+ 5.857
2 -	2:45.429	+ 0.185	10:11:58.803	5 -	<b>2:45.244</b>	
3 -	2:54.150	+ 8.906	10:14:52.953			10:17:44.054
10:20:29.298						
<b>33</b>	<b>Geoff TAYLOR</b>		7		Mini Se7en	
1 -	3:47.246	+ 24.978	10:09:49.009	3 -	3:23.125	+ 0.857
2 -	3:36.939	+ 14.671	10:13:25.948	4 -	<b>3:22.268</b>	
10:16:49.073						
10:20:11.341						
<b>35</b>	<b>Paul SPARK</b>		7		Mini Se7en	
1 -	2:54.927	+ 4.469	10:08:29.365	4 -	2:51.759	+ 1.301
2 -	2:52.405	+ 1.947	10:11:21.770	5 -	<b>2:50.458</b>	
3 -	2:55.150	+ 4.692	10:14:16.920			10:17:08.679
10:19:59.137						
<b>36</b>	<b>Damon ASTIN</b>		7		Mini Se7en	
1 -	3:04.456	+ 7.838	10:08:59.207	4 -	2:57.255	+ 0.637
2 -	2:58.260	+ 1.642	10:11:57.467	5 -	<b>2:56.618</b>	
3 -	2:57.887	+ 1.269	10:14:55.354			10:17:52.609
10:20:49.227						
<b>42</b>	<b>Paul SIMMONDS</b>		M		Mini Miglia	
1 -	2:46.394	+ 5.486	10:08:27.289	4 -	2:45.594	+ 4.686
2 -	2:43.133	+ 2.225	10:11:10.422	5 -	2:43.615	+ 2.707
3 -	2:42.151	+ 1.243	10:13:52.573	6 -	<b>2:40.908</b>	
10:16:38.167						
10:19:21.782						
10:22:02.690						
<b>44</b>	<b>Paul CLARK</b>		M		Mini Miglia	
1 -	3:07.459	+ 22.795	10:08:47.497	4 -	<b>2:44.664</b>	
2 -	2:50.221	+ 5.557	10:11:37.718	5 -	3:06.716	+ 22.052
3 -	3:17.036	+ 32.372	10:14:54.754			10:17:39.418
10:20:46.134						
<b>46</b>	<b>Max HUNTER</b>		7		Mini Se7en	
1 -	3:08.124	+ 17.355	10:09:19.031	4 -	2:53.558	+ 2.789
10:17:57.070						

Weather / Track : Sunny / Dry

Silverstone Arena GP  
Circuit Length = 3.6605 miles  
Start: 10:04 End: 10:23



## Mini Se7en / Miglia Championships

### QUALIFYING - RACE 3 - LAP ANALYSIS

2 -	2:50.769		10:12:09.800	5 -	2:53.567	+ 2.798	10:20:50.637
3 -	2:53.712	+ 2.943	10:15:03.512				
<b>47</b>	<b>Kelvin EDGAR</b>		7	Mini Se7en			
1 -	3:20.178		10:09:06.906				
<b>55</b>	<b>Michael GREEN</b>		M	Mini Miglia			
1 -	2:55.038	+ 11.955	10:08:56.143	4 -	5:03.207	+ 2:20.124	10:19:43.131
2 -	2:43.083		10:11:39.226	5 -	2:50.175	+ 7.092	10:22:33.306
3 -	3:00.698 P	+ 17.615	10:14:39.924				
<b>60</b>	<b>Malcolm KEAT</b>		7	Mini Se7en			
1 -	3:17.103	+ 18.344	10:09:16.124	4 -	3:03.282	+ 4.523	10:18:23.032
2 -	3:02.600	+ 3.841	10:12:18.724	5 -	2:58.759		10:21:21.791
3 -	3:01.026	+ 2.267	10:15:19.750				
<b>63</b>	<b>David ROBINSON</b>		7	Mini Se7en			
1 -	3:19.546		10:09:26.336	3 -	3:52.701 P	+ 33.155	10:18:27.659
2 -	5:08.622	+ 1:49.076	10:14:34.958				
<b>68</b>	<b>Steve TRENCH</b>		7	Mini Se7en			
1 -	3:22.667	+ 9.763	10:09:28.866	4 -	3:53.815	+ 40.911	10:19:51.639
2 -	3:16.054	+ 3.150	10:12:44.920	5 -	3:44.812 P	+ 31.908	10:23:36.451
3 -	3:12.904		10:15:57.824				
<b>69</b>	<b>Tony LeMAY</b>		M	Mini Miglia			
1 -	2:42.958	+ 6.018	10:08:20.544	4 -	2:40.044	+ 3.104	10:17:07.916
2 -	3:24.895	+ 47.955	10:11:45.439	5 -	2:38.963	+ 2.023	10:19:46.879
3 -	2:42.433	+ 5.493	10:14:27.872	6 -	2:36.940		10:22:23.819
<b>77</b>	<b>Tristen KNIGHT</b>		7	Mini Se7en			
1 -	3:09.025	+ 15.007	10:09:18.125	4 -	2:57.676	+ 3.658	10:18:14.429
2 -	2:54.018		10:12:12.143	5 -	2:54.371	+ 0.353	10:21:08.800
3 -	3:04.610	+ 10.592	10:15:16.753				
<b>87</b>	<b>Ashley DAVIES</b>		7	Mini Se7en			
1 -	3:20.777	+ 6.595	10:09:23.551	3 -	6:19.788	+ 3:05.606	10:18:57.521
2 -	3:14.182		10:12:37.733	4 -	3:41.331 P	+ 27.149	10:22:38.852
<b>88</b>	<b>Kieren McDONALD</b>		7	Mini Se7en			
<b>91</b>	<b>Julian AFFLECK</b>		7	Mini Se7en			
1 -	3:12.822	+ 14.949	10:09:08.299	4 -	3:00.976	+ 3.103	10:18:38.544
2 -	3:03.680	+ 5.807	10:12:11.979	5 -	2:57.873		10:21:36.417
3 -	3:25.589	+ 27.716	10:15:37.568				
<b>92</b>	<b>Kevin O'SHEA</b>		7	Mini Se7en			
1 -	3:26.647	+ 16.643	10:09:35.940	4 -	3:15.344	+ 5.340	10:19:29.706
2 -	3:20.841	+ 10.837	10:12:56.781	5 -	3:10.004		10:22:39.710
3 -	3:17.581	+ 7.577	10:16:14.362				
<b>94</b>	<b>Robert PAVEY</b>		7	Mini Se7en			
1 -	3:20.584	+ 16.448	10:09:30.234	4 -	3:06.027	+ 1.891	10:18:57.739
2 -	3:12.134	+ 7.998	10:12:42.368	5 -	3:04.136		10:22:01.875
3 -	3:09.344	+ 5.208	10:15:51.712				
<b>95</b>	<b>Julian PROCTOR</b>		7	Mini Se7en			
1 -	3:09.861	+ 8.333	10:09:08.250	4 -	3:04.444	+ 2.916	10:18:18.041
2 -	3:03.819	+ 2.291	10:12:12.069	5 -	3:21.059 P	+ 19.531	10:21:39.100
3 -	3:01.528		10:15:13.597				

Weather / Track : Sunny / Dry

Silverstone Arena GP  
Circuit Length = 3.6605 miles  
Start: 10:04 End: 10:23

# Mini Se7en / Miglia Championships

## RACE 3 - GRID

ROW 20		3:22.268 33 Geoff TAYLOR	
ROW 19	3:19.546 63 David ROBINSON		3:14.182 87 Ashley DAVIES
ROW 18	3:12.904 68 Steve TRENCH	3:10.004 92 Kevin O'SHEA	
ROW 17	3:09.211 26 Leon WIGHTMAN		3:05.808 18 Gareth HUNT
ROW 16	3:04.136 94 Robert PAVEY	3:01.528 95 Julian PROCTOR	
ROW 15	2:58.759 60 Malcolm KEAT		2:57.873 91 Julian AFFLECK
ROW 14	2:56.618 36 Damon ASTIN	2:55.904 15 Steve BAKER	
ROW 13	2:54.999 4 Ian DEVINY		2:54.798 9 Darren THOMAS
ROW 12	2:54.018 77 Tristen KNIGHT	2:53.472 12 Andrew DEVINY	
ROW 11	2:52.159 5 Graeme DAVIS		2:51.433 24 James COULSON
ROW 10	2:50.769 46 Max HUNTER	2:50.458 35 Paul SPARK	
ROW 9			
ROW 8		2:45.244 28 Robert HUMPHREYS	
ROW 7	2:44.664 44 Paul CLARK		2:43.083 55 Michael GREEN
ROW 6	2:42.114 13 Phil HARVEY	2:40.908 42 Paul SIMMONDS	
ROW 5	2:40.763 23 Rupert DEETH		2:38.741 8 Mark SIMS
ROW 4	2:37.910 1 Paul THOMPSON	2:37.337 21 Aaron SMITH	
ROW 3	2:36.940 69 Tony LeMAY		2:36.924 2 Colin PEACOCK
ROW 2	2:36.402 3 Dave DREW	2:36.161 7 Sarah MUNNS	
ROW 1	2:35.358 11 Kane ASTIN		2:34.438 20 Endaf OWENS

**Pole**

Silverstone Arena GP  
Circuit Length = 3.6605 miles

Clerk of Course :

Timekeeper :

# Mini Se7en / Miglia Championships

## RACE 3 - CLASSIFICATION

POS	NO	CL	NAME	ENTRY	LAPS	TIME	GAP	DIFF	MPH	BEST	ON
1	20	M	Endaf OWENS	Mini Miglia	6	15:38.524			84.24	2:34.554	4
2	11	M	Kane ASTIN	Mini Miglia	6	15:38.690	0.166	0.166	84.23	2:34.496	4
3	2	M	Colin PEACOCK	Mini Miglia	6	15:40.142	1.618	1.452	84.10	2:34.163	4
4	7	M	Sarah MUNNS	Mini Miglia	6	15:40.756	2.232	0.614	84.04	2:34.946	4
5	21	M	Aaron SMITH	Mini Miglia	6	15:40.790	2.266	0.034	84.04	2:34.277	4
6	1	M	Paul THOMPSON	Mini Miglia	6	15:40.838	2.314	0.048	84.03	2:34.748	4
7	3	M	Dave DREW	Mini Miglia	6	15:46.061	7.537	5.223	83.57	2:34.716	4
8	8	M	Mark SIMS	Mini Miglia	6	15:46.848	8.324	0.787	83.50	2:35.002	2
9	44	M	Paul CLARK	Mini Miglia	6	15:58.011	19.487	11.163	82.53	2:37.774	6
10	55	M	Michael GREEN	Mini Miglia	6	16:03.357	24.833	5.346	82.07	2:38.460	4
11	42	M	Paul SIMMONDS	Mini Miglia	6	16:03.408	24.884	0.051	82.06	2:38.283	4
12	28	M	Robert HUMPHREYS	Mini Miglia	6	16:10.025	31.501	6.617	81.51	2:39.826	5
13	23	M	Rupert DEETH	Mini Miglia	6	16:10.041	31.517	0.016	81.50	2:39.858	5
14	13	M	Phil HARVEY	Mini Miglia	6	16:10.514	31.990	0.473	81.46	2:38.950	3
15	69	M	Tony LeMAY	Mini Miglia	6	16:26.776	48.252	16.262	80.12	2:36.627	3
16	46	7	Max HUNTER	Mini Se7en	6	17:35.650	1:57.126	1:08.874	74.89	2:49.750	2
17	35	7	Paul SPARK	Mini Se7en	6	17:35.860	1:57.336	0.210	74.88	2:49.316	2
18	5	7	Graeme DAVIS	Mini Se7en	6	17:39.077	2:00.553	3.217	74.65	2:49.622	2
19	9	7	Darren THOMAS	Mini Se7en	6	17:48.560	2:10.036	9.483	73.99	2:50.922	2
20	18	7	Gareth HUNT	Mini Se7en	6	17:56.042	2:17.518	7.482	73.47	2:50.987	2
21	77	7	Tristen KNIGHT	Mini Se7en	6	17:56.616	2:18.092	0.574	73.44	2:52.143	6
22	36	7	Damon ASTIN	Mini Se7en	6	18:00.345	2:21.821	3.729	73.18	2:52.179	2
23	91	7	Julian AFFLECK	Mini Se7en	6	18:33.842	2:55.318	33.497	70.98	2:58.317	5
24	94	7	Robert PAVEY	Mini Se7en	5	15:40.524	1 lap	1 lap	70.05	2:59.158	4
25	95	7	Julian PROCTOR	Mini Se7en	5	16:03.806	1 lap	23.282	68.36	2:59.566	4
26	26	7	Leon WIGHTMAN	Mini Se7en	5	16:21.946	1 lap	18.140	67.10	3:05.586	2
27	63	7	David ROBINSON	Mini Se7en	5	16:32.339	1 lap	10.393	66.39	3:07.122	5
28	47	7	Kelvin EDGAR	Mini Se7en	5	16:32.583	1 lap	0.244	66.38	3:05.984	5
29	92	7	Kevin O'SHEA	Mini Se7en	5	16:36.203	1 lap	3.620	66.14	3:08.148	5
30	87	7	Ashley DAVIES	Mini Se7en	5	17:11.717	1 lap	35.514	63.86	3:16.250	2
31	60	7	Malcolm KEAT	Mini Se7en	4	16:24.093	2 laps	1 lap	53.56	3:00.590	4

### NOT CLASSIFIED

DNF	68	7	Steve TRENCH	Mini Se7en	4	12:37.542	2 laps		69.58	2:59.184	3
DNF	12	7	Andrew DEVINY	Mini Se7en	2	6:11.539	4 laps	2 laps	70.93	2:48.459	2
DNF	4	7	Ian DEVINY	Mini Se7en	2	6:16.060	4 laps	4.521	70.08	2:51.150	2
DNF	24	7	James COULSON	Mini Se7en	1	3:25.331	5 laps	1 lap	64.17		
DNF	15	7	Steve BAKER	Mini Se7en	1	4:49.693	5 laps	1:24.362	45.48		

### FASTEST LAP

2	M	Colin PEACOCK	Mini Miglia	4	2:34.163		85.47 mph	137.56 kph
12	7	Andrew DEVINY	Mini Se7en	2	2:48.459		78.22 mph	125.89 kph

Weather / Track : Bright / Dry

These results are provisional until the conclusion of any judicial and technical matters.

Silverstone Arena GP

Circuit Length = 3.6605 miles

Start: 13:22 End: 13:41

Clerk of Course :

Timekeeper :

# Mini Se7en / Miglia Championships

## RACE 3 - LAP CHART

Lap 1			Lap 2			Lap 3			Lap 4			Lap 5		
No	Behind	Laptime	No	Behind	Laptime	No	Behind	Laptime	No	Behind	Laptime	No	Behind	Laptime
20		2:37.798	20		2:35.714	20		2:35.121	20		2:34.554	11		2:39.662
11	0.432	2:38.230	11	0.277	2:35.559	11	0.278	2:35.122	11	0.220	2:34.496	20	0.136	2:40.018
3	1.591	2:39.389	2	1.681	2:35.047	2	1.766	2:35.206	2	1.375	2:34.163	2	0.870	2:39.377
7	1.672	2:39.470	3	1.781	2:35.904	3	2.346	2:35.686	3	2.508	2:34.716	3	0.915	2:38.289
2	2.348	2:40.146	7	1.987	2:36.029	7	2.502	2:35.636	21	2.762	2:34.277	7	1.029	2:38.017
1	2.857	2:40.655	1	2.614	2:35.471	21	3.039	2:35.166	7	2.894	2:34.946	21	1.438	2:38.558
21	3.346	2:41.144	21	2.994	2:35.362	1	3.563	2:36.070	1	3.757	2:34.748	1	1.747	2:37.872
8	4.307	2:42.105	8	3.595	2:35.002	8	5.125	2:36.651	87	1 LAP	3:21.463	8	6.002	2:38.725
23	7.044	2:44.842	44	9.526	2:38.176	44	12.595	2:38.190	8	7.159	2:36.588	26	1 LAP	3:14.728
44	7.064	2:44.862	23	12.244	2:40.914	55	16.392	2:38.957	44	16.026	2:37.985	44	17.168	2:41.024
42	7.510	2:45.308	42	12.390	2:40.594	42	17.571	2:40.302	55	20.298	2:38.460	60	2 LAPS	3:10.434
55	7.838	2:45.636	55	12.556	2:40.432	13	18.485	2:38.950	42	21.300	2:38.283	55	21.264	2:40.848
28	8.995	2:46.793	28	13.132	2:39.851	28	18.779	2:40.768	13	23.488	2:39.557	42	21.831	2:40.413
13	9.256	2:47.054	13	14.656	2:41.114	23	19.065	2:41.942	28	24.221	2:39.996	63	1 LAP	3:08.893
69	38.365	3:16.163	60	1 LAP	5:37.350 P	69	41.566	2:36.627	23	24.878	2:40.367	47	1 LAP	3:14.963
46	43.731	3:21.529	69	40.060	2:37.409	46	1:13.239	2:50.593	69	46.162	2:39.150	28	24.165	2:39.826
35	44.239	3:22.037	46	57.767	2:49.750	35	1:13.912	2:51.192	46	1:30.096	2:51.411	13	24.680	2:41.074
5	45.059	3:22.857	35	57.841	2:49.316	5	1:14.096	2:50.250	35	1:30.141	2:50.783	23	24.854	2:39.858
12	45.282	3:23.080	12	58.027	2:48.459	9	1:21.018	2:52.978	5	1:30.636	2:51.094	92	1 LAP	3:10.658
4	47.112	3:24.910	5	58.967	2:49.622	77	1:24.922	2:54.136	9	1:39.920	2:53.456	69	45.423	2:39.143
24	47.533	3:25.331	4	1:02.548	2:51.150	36	1:25.015	2:54.826	18	1:46.564	2:55.631	87	1 LAP	3:21.947
9	47.953	3:25.751	9	1:03.161	2:50.922	18	1:25.487	2:55.439	77	1:46.689	2:56.321	46	1:42.349	2:52.135
77	48.745	3:26.543	18	1:05.169	2:50.987	91	1:48.228	2:58.394	36	1:46.885	2:56.424	35	1:42.665	2:52.406
36	48.845	3:26.643	36	1:05.310	2:52.179	68	1:48.712	2:59.184	91	2:13.260	2:59.586	5	1:43.086	2:52.332
18	49.896	3:27.694	77	1:05.907	2:52.876	95	1:49.969	2:59.735	68	2:14.355	3:00.197	9	1:51.856	2:51.818
68	58.423	3:36.221	68	1:24.649	3:01.940	94	1:52.783	2:59.584	95	2:14.981	2:59.566	18	2:00.385	2:53.703
95	58.649	3:36.447	91	1:24.955	2:58.885	26	2:07.729	3:06.710	94	2:17.387	2:59.158	36	2:01.339	2:54.336
91	1:01.784	3:39.582	95	1:25.355	3:02.420	47	2:23.003	3:13.336				77	2:01.404	2:54.597
94	1:02.427	3:40.225	94	1:28.320	3:01.607	60	1 LAP	4:35.719				91	2:31.695	2:58.317
26	1:06.268	3:44.066	26	1:36.140	3:05.586	63	2:27.691	3:11.249						
47	1:07.107	3:44.905	47	1:44.788	3:13.395	92	2:28.764	3:11.376						
63	1:13.015	3:50.813	63	1:51.563	3:14.262									
92	1:13.990	3:51.788	92	1:52.509	3:14.233									
87	1:14.176	3:51.974	87	1:54.712	3:16.250									
15	2:11.895	4:49.693 P												

Weather / Track : Bright / Dry

Silverstone Arena GP  
Circuit Length = 3.6605 miles  
Start: 13:22 End: 13:41

# Mini Se7en / Miglia Championships

## RACE 3 - LAP CHART

Lap 6		
No	Behind	Laptime
20		2:35.319
11	0.166	2:35.621
2	1.618	2:36.203
94	1 LAP	2:59.950
7	2.232	2:36.658
21	2.266	2:36.283
1	2.314	2:36.022
3	7.537	2:42.077
8	8.324	2:37.777
44	19.487	2:37.774
55	24.833	2:39.024
42	24.884	2:38.508
95	1 LAP	3:25.638
28	31.501	2:42.791
23	31.517	2:42.118
13	31.990	2:42.765
26	1 LAP	3:10.856
60	2 LAPS	3:00.590
69	48.252	2:38.284
63	1 LAP	3:07.122
47	1 LAP	3:05.984
92	1 LAP	3:08.148
87	1 LAP	3:20.083
46	1:57.126	2:50.232
35	1:57.336	2:50.126
5	2:00.553	2:52.922
9	2:10.036	2:53.635
18	2:17.518	2:52.588
77	2:18.092	2:52.143
36	2:21.821	2:55.937
91	2:55.318	2:59.078

Weather / Track : Bright / Dry

Silverstone Arena GP  
Circuit Length = 3.6605 miles  
Start: 13:22 End: 13:41

# Britcar MSA British Endurance C'ship & Britcar Dunlop Production GTN C'ship

## QUALIFYING - RACE 6 - CLASSIFICATION

POS	NO	CL	DRIVER / TEAM	CAR	TIME	ON	LAPS	GAP	DIFF	MPH
1	3	1	<b>MORCILLO/CINTRANO</b> Neil Garner / Azteca Motorsport	Mosler MT900 GT3	<b>2:06.365</b>	9	14			104.28
2	21	2	<b>WILKINS/SCOTT</b> GT3 Racing with KJ & TG	Dodge Viper	<b>2:08.059</b>	7	10	<b>1.694</b>	1.694	102.90
3	1	1	<b>GAMSKI/ROBINSON</b> MJC	Ferrari F430 GTC	<b>2:09.854</b>	10	13	<b>3.489</b>	1.795	101.48
4	5	1	<b>MacGREGOR/WILCOX</b> MacG Racing Ltd	Ultima GTR	<b>2:09.889</b>	10	11	<b>3.524</b>	0.035	101.45
5	8	11	<b>CAMERON/GRIFFIN</b> M Tech Racing	Ferrari 430 GT3	<b>2:10.769</b>	6	14	<b>4.404</b>	0.880	100.77
6	10	11	<b>DHILLON/EDWARDS</b> M Tech Racing	Ferrari 430 GT3	<b>2:11.401</b>	12	14	<b>5.036</b>	0.632	100.28
7	38	3	<b>BARRETT/PERSSON/SHEPHERD</b> Hawthorns Motorsport / Neil Garner	Porsche 997 Cup	<b>2:11.803</b>	8	12	<b>5.438</b>	0.402	99.98
8	37	3	<b>Andy SCHULZ</b> Horsepower Racing	Ferrari 430 Challenge	<b>2:12.166</b>	12	14	<b>5.801</b>	0.363	99.70
9	7	1	<b>MILLARD/HEWARD</b> FLAT-SIX.CO.UK	Rapier 6 SR2	<b>2:12.717</b>	13	14	<b>6.352</b>	0.551	99.29
10	47	3	<b>GLYNN/WINSTANLEY</b> Glynnsport Ltd	TVR Sagaris V8	<b>2:13.180</b>	13	14	<b>6.815</b>	0.463	98.94
11	28	2	<b>ATKINSON/McMENIMAN</b> Backdraft Motorsport	Lamborghini GT4	<b>2:13.360</b>	7	8	<b>6.995</b>	0.180	98.81
12	46	3	<b>HEADLAM/STANLEY</b> Orbital Sound	Lotus Elise Series 1	<b>2:13.601</b>	14	15	<b>7.236</b>	0.241	98.63
13	39	3	<b>JONES/JONES/JONES</b> Eurotech Racing	Porsche 997	<b>2:13.630</b>	6	14	<b>7.265</b>	0.029	98.61
14	41	31	<b>MALLOCK/ALADAS/MARGARITIS</b> ATLA Racing / Zulu Trade	KTM Xbow	<b>2:14.309</b>	13	15	<b>7.944</b>	0.679	98.11
15	36	3	<b>O'NEILL/FLETCHER</b> Topcat Racing	Marcos Mantis GT3	<b>2:14.791</b>	12	13	<b>8.426</b>	0.482	97.76
16	26	2	<b>HEAD/TILEY</b> Topcat Racing	Marcos Mantis GT3	<b>2:15.414</b>	10	14	<b>9.049</b>	0.623	97.31
17	27	2	<b>JAMES/WILDS</b> Backdraft Motorsport	Lamborghini GT3	<b>2:15.473</b>	12	15	<b>9.108</b>	0.059	97.27
18	44	3	<b>MERCER/SMITH</b> Topcat Racing	Ginetta G50	<b>2:17.475</b>	7	13	<b>11.110</b>	2.002	95.85
19	31	3	<b>GREEN/ADAMS/BYFORD</b> Bullrun	Ferrari 360	<b>2:17.855</b>	6	7	<b>11.490</b>	0.380	95.59
20	23	P11	<b>NORRIS-JONES/MUSSI</b> Priocept Racing	Lotus Exige	<b>2:18.605</b>	12	15	<b>12.240</b>	0.750	95.07
21	57	P1	<b>LUNN/BENNETT-BAGGS</b> Strata 21	BMW M3 E46	<b>2:18.629</b>	13	14	<b>12.264</b>	0.024	95.05
22	53	P1	<b>SMITH/SMITH</b> Reflex Racing GB	Ginetta G50	<b>2:18.939</b>	8	10	<b>12.574</b>	0.310	94.84
23	64	P1	<b>CUNNINGHAM/CUNNINGHAM</b> SG Racing	Seat Leon Supercopa	<b>2:19.366</b>	10	14	<b>13.001</b>	0.427	94.55
24	77	P21	<b>COX/COX</b> Race Car Spares/MMC Motorsport	BMW M3 CSL	<b>2:19.794</b>	11	12	<b>13.429</b>	0.428	94.26
25	52	P1	<b>Simon PHILLIPS</b> Motionsport	Lotus Elise S2	<b>2:20.563</b>	10	12	<b>14.198</b>	0.769	93.75
26	62	P1	<b>HOGARTH/HOGARTH</b> T F Motorsport	SuperCopa	<b>2:20.666</b>	8	13	<b>14.301</b>	0.103	93.68
27	59	P11	<b>PALMER/PEARSON</b> Pro Motorsport	Nissan 350z	<b>2:21.050</b>	10	15	<b>14.685</b>	0.384	93.42
28	11	1	<b>SHORT/MacKINNON</b> Rollcentre Racing	Mosler	<b>2:22.055</b>	2	2	<b>15.690</b>	1.005	92.76
29	56	P1	<b>DAY/PHIPPS</b> Simmons Printers	BMW M3 E46	<b>2:22.730</b>	13	14	<b>16.365</b>	0.675	92.32
30	58	P1	<b>MILEHAM/GUGLIELMI</b> Guglielmi Motorsport Ltd	Honda Lotus Elise	<b>2:23.855</b>	11	12	<b>17.490</b>	1.125	91.60
31	55	P2	<b>LAWSON/WILDES</b> ING Sport	BMW	<b>2:25.059</b>	13	14	<b>18.694</b>	1.204	90.84
32	22	21	<b>FAIRBAIRN/McLEAN/LITTLEJOHN</b> GT Classics	Porsche 98 93 RSR	<b>2:25.083</b>	13	13	<b>18.718</b>	0.024	90.82
33	60	P1	<b>THOMAS/WOODMAN</b> BPM Racing Limited	Ginetta G50	<b>2:25.660</b>	10	13	<b>19.295</b>	0.577	90.46
34	45	3	<b>TICEHURST/MILDENHALL</b> Mazda Motors UK / Jota	Mazda MX5 GT	<b>2:27.205</b>	5	11	<b>20.840</b>	1.545	89.52
35	61	P1	<b>Tim SAUNDERS</b> T H Motorsport	Honda Civic Type R	<b>2:27.577</b>	8	11	<b>21.212</b>	0.372	89.29

Silverstone Arena GP  
Circuit Length = 3.6605 miles  
Start: 10:32 End: 11:27

Weather / Track : Sunny / Dry  
These results are provisional until the conclusion of any judicial and technical matters.

Clerk of Course :	Timekeeper :
-------------------	--------------

**Britcar MSA British Endurance C'ship & Britcar Dunlop Production GTN C'ship  
QUALIFYING - RACE 6 - CLASSIFICATION**

36	69	P2	<b>Dave ALLAN</b> Synchro Motorsport	Honda Jazz	<b>2:27.815</b>	10	10	<b>21.450</b>	0.238	89.15
37	70	P2	<b>JAMES/VINCEC</b> Synchro Motorsport	Honda Civic Type R	<b>2:30.431</b>	1	12	<b>24.066</b>	2.616	87.60
38	63	P1	<b>BARROW/CORBETT</b> Saxon Motorsport	BMW 135 Turbo	<b>2:32.129</b>	5	13	<b>25.764</b>	1.698	86.62
39	86	P2	<b>MITSON/PASCALL</b> JTECH Automotive	Seat Leon Cupra	<b>2:32.856</b>	11	13	<b>26.491</b>	0.727	86.21
40	65	P1	<b>OSBOURNE/MAY</b> APO Sport	Seat Leon	<b>2:36.571</b>	4	12	<b>30.206</b>	3.715	84.16
41	85	P2I	<b>JOHNSON/FOTHERINGHAM/CHONG/WHITM</b> Seat Sex Drive	Seat Leon		0	6			

**Weather / Track : Sunny / Dry**  
**These results are provisional until the conclusion of any judicial and technical matters.**

Silverstone Arena GP  
 Circuit Length = 3.6605 miles  
 Start: 10:32 End: 11:27

Clerk of Course :		Timekeeper :
-------------------	--	--------------

# Britcar MSA British Endurance C'ship & Britcar Dunlop Production GTN C'ship

## QUALIFYING - RACE 6 - LAP ANALYSIS

<b>1</b>	<b>GAMSKI/ROBINSON</b>		1 Ferrari F430 GTC - MJC				
1 -	2:59.330	+ 49.476	10:37:19.903	8 -	2:12.170	+ 2.316	11:12:56.464
2 -	19:05.310	+ 16:55.456	10:56:25.213	9 -	2:11.104	+ 1.250	11:15:07.568
3 -	2:36.922	+ 27.068	10:59:02.135	10 -	<b>2:09.854</b>		<b>11:17:17.422</b>
4 -	2:29.443	+ 19.589	11:01:31.578	11 -	2:11.116	+ 1.262	11:19:28.538
5 -	2:26.637	+ 16.783	11:03:58.215	12 -	2:10.699	+ 0.845	11:21:39.237
6 -	2:31.673 P	+ 21.819	11:06:29.888	13 -	2:17.099 P	+ 7.245	11:23:56.336
7 -	4:14.406	+ 2:04.552	11:10:44.294				
<b>3</b>	<b>MORCILLO/CINTRANO</b>		1 Mosler MT900 GT3 - Neil Garner / Azteca Motorsport				
1 -	2:56.464	+ 50.099	10:35:55.324	8 -	2:10.918	+ 4.553	11:09:41.123
2 -	2:22.120	+ 15.755	10:38:17.444	9 -	<b>2:06.365</b>		<b>11:11:47.488</b>
3 -	16:39.631	+ 14:33.266	10:54:57.075	10 -	2:08.591	+ 2.226	11:13:56.079
4 -	2:29.544	+ 23.179	10:57:26.619	11 -	2:15.019 P	+ 8.654	11:16:11.098
5 -	2:22.238	+ 15.873	10:59:48.857	12 -	3:44.150	+ 1:37.785	11:19:55.248
6 -	2:29.066 P	+ 22.701	11:02:17.923	13 -	2:10.785	+ 4.420	11:22:06.033
7 -	5:12.282	+ 3:05.917	11:07:30.205	14 -	2:17.609 P	+ 11.244	11:24:23.642
<b>5</b>	<b>MacGREGOR/WILCOX</b>		1 Ulitma GTR - MacG Racing Ltd				
1 -	2:56.148	+ 46.259	10:35:48.493	7 -	4:07.354	+ 1:57.465	11:06:03.728
2 -	2:21.511	+ 11.622	10:38:10.004	8 -	2:12.717	+ 2.828	11:08:16.445
3 -	16:42.599	+ 14:32.710	10:54:52.603	9 -	2:12.565	+ 2.676	11:10:29.010
4 -	2:22.291	+ 12.402	10:57:14.894	10 -	<b>2:09.889</b>		<b>11:12:38.899</b>
5 -	2:15.204	+ 5.315	10:59:30.098	11 -	2:21.939 P	+ 12.050	11:15:00.838
6 -	2:26.276 P	+ 16.387	11:01:56.374				
<b>7</b>	<b>MILLARD/HEWARD</b>		1 Rapier 6 SR2 - FLAT-SIX.CO.UK				
1 -	3:13.205	+ 1:00.488	10:36:27.836	8 -	4:43.089	+ 2:30.372	11:10:53.792
2 -	2:56.651	+ 43.934	10:39:24.487	9 -	2:17.607	+ 4.890	11:13:11.399
3 -	17:09.484	+ 14:56.767	10:56:33.971	10 -	2:13.825	+ 1.108	11:15:25.224
4 -	2:28.447	+ 15.730	10:59:02.418	11 -	2:14.423	+ 1.706	11:17:39.647
5 -	2:21.331	+ 8.614	11:01:23.749	12 -	2:13.009	+ 0.292	11:19:52.656
6 -	2:16.604	+ 3.887	11:03:40.353	13 -	<b>2:12.717</b>		<b>11:22:05.373</b>
7 -	2:30.350 P	+ 17.633	11:06:10.703	14 -	2:13.793	+ 1.076	11:24:19.166
<b>8</b>	<b>CAMERON/GRIFFIN</b>		11 Ferrari 430 GT3 - M Tech Racing				
1 -	2:50.345	+ 39.576	10:36:29.117	8 -	5:14.161	+ 3:03.392	11:08:29.613
2 -	2:32.760	+ 21.991	10:39:01.877	9 -	2:29.340	+ 18.571	11:10:58.953
3 -	15:14.848	+ 13:04.079	10:54:16.725	10 -	2:18.293	+ 7.524	11:13:17.246
4 -	2:13.870	+ 3.101	10:56:30.595	11 -	2:17.442	+ 6.673	11:15:34.688
5 -	2:12.346	+ 1.577	10:58:42.941	12 -	2:14.699	+ 3.930	11:17:49.387
6 -	<b>2:10.769</b>		<b>11:00:53.710</b>	13 -	2:23.225 P	+ 12.456	11:20:12.612
7 -	2:21.742 P	+ 10.973	11:03:15.452	14 -	3:30.066	+ 1:19.297	11:23:42.678
<b>10</b>	<b>DHILLON/EDWARDS</b>		11 Ferrari 430 GT3 - M Tech Racing				
1 -	3:05.025	+ 53.624	10:36:28.577	8 -	2:26.357 P	+ 14.956	11:08:37.666
2 -	18:08.738	+ 15:57.337	10:54:37.315	9 -	4:42.242	+ 2:30.841	11:13:19.908
3 -	2:25.357	+ 13.956	10:57:02.672	10 -	2:21.040	+ 9.639	11:15:40.948
4 -	2:16.801	+ 5.400	10:59:19.473	11 -	2:12.116	+ 0.715	11:17:53.064
5 -	2:17.393	+ 5.992	11:01:36.866	12 -	<b>2:11.401</b>		<b>11:20:04.465</b>
6 -	2:20.084	+ 8.683	11:03:56.950	13 -	2:12.115	+ 0.714	11:22:16.580
7 -	2:14.359	+ 2.958	11:06:11.309	14 -	2:11.911	+ 0.510	11:24:28.491
<b>11</b>	<b>SHORT/MacKINNON</b>		1 Mosler - Rollcentre Racing				
1 -	3:01.206	+ 39.151	10:36:28.789	2 -	<b>2:22.055</b>		<b>10:38:50.844</b>
<b>21</b>	<b>WILKINS/SCOTT</b>		2 Dodge Viper - GT3 Racing with KJ & TG				
1 -	3:03.871	+ 55.812	10:36:46.907	6 -	2:11.473	+ 3.414	11:06:27.587
2 -	17:53.023	+ 15:44.964	10:54:39.930	7 -	<b>2:08.059</b>		<b>11:08:35.646</b>
3 -	2:23.040	+ 14.981	10:57:02.970	8 -	2:45.465	+ 37.406	11:11:21.111
4 -	2:21.828 P	+ 13.769	10:59:24.798	9 -	2:20.984	+ 12.925	11:13:42.095
5 -	4:51.316	+ 2:43.257	11:04:16.114	10 -	2:21.707 P	+ 13.648	11:16:03.802

Weather / Track : Bright / Dry

Silverstone Arena GP  
Circuit Length = 3.6605 miles  
Start: 10:32 End: 11:27



# Britcar MSA British Endurance C'ship & Britcar Dunlop Production GTN C'ship

## QUALIFYING - RACE 6 - LAP ANALYSIS

<b>22</b>	<b>FAIRBAIRN/McLEAN/LITTLEJOHN</b>		2l Porsche 98 93 RSR - GT Classics				
1 -	3:03.341	+ 38.258	10:35:57.972	8 -	2:38.948 P	+ 13.865	11:10:44.141
2 -	2:43.962	+ 18.879	10:38:41.934	9 -	5:15.735	+ 2:50.652	11:15:59.876
3 -	16:34.772	+ 14:09.689	10:55:16.706	10 -	2:31.864	+ 6.781	11:18:31.740
4 -	2:45.594	+ 20.511	10:58:02.300	11 -	2:27.338	+ 2.255	11:20:59.078
5 -	2:47.892 P	+ 22.809	11:00:50.192	12 -	2:28.511	+ 3.428	11:23:27.589
6 -	4:38.270	+ 2:13.187	11:05:28.462	13 -	<b>2:25.083</b>		<b>11:25:52.672</b>
7 -	2:36.731	+ 11.648	11:08:05.193				
<b>23</b>	<b>NORRIS-JONES/MUSSI</b>		P1l Lotus Exige - Priocept Racing				
1 -	3:04.618	+ 46.013	10:36:09.984	9 -	2:21.613	+ 3.008	11:11:44.535
2 -	2:36.562	+ 17.957	10:38:46.546	10 -	2:19.637	+ 1.032	11:14:04.172
3 -	16:00.395	+ 13:41.790	10:54:46.941	11 -	2:19.018	+ 0.413	11:16:23.190
4 -	2:31.852	+ 13.247	10:57:18.793	12 -	<b>2:18.605</b>		<b>11:18:41.795</b>
5 -	2:26.771	+ 8.166	10:59:45.564	13 -	2:20.176	+ 1.571	11:21:01.971
6 -	2:40.655 P	+ 22.050	11:02:26.219	14 -	2:20.438	+ 1.833	11:23:22.409
7 -	4:37.260	+ 2:18.655	11:07:03.479	15 -	2:19.728	+ 1.123	11:25:42.137
8 -	2:19.443	+ 0.838	11:09:22.922				
<b>26</b>	<b>HEAD/TILEY</b>		2 Marcos Mantis GT3 - Topcat Racing				
1 -	2:56.202	+ 40.788	10:35:23.911	8 -	2:24.881	+ 9.467	11:08:02.148
2 -	2:24.378	+ 8.964	10:37:48.289	9 -	2:15.936	+ 0.522	11:10:18.084
3 -	17:07.610	+ 14:52.196	10:54:55.899	10 -	<b>2:15.414</b>		<b>11:12:33.498</b>
4 -	2:34.979	+ 19.565	10:57:30.878	11 -	2:24.445 P	+ 9.031	11:14:57.943
5 -	2:33.100 P	+ 17.686	11:00:03.978	12 -	4:02.066	+ 1:46.652	11:19:00.009
6 -	3:14.414	+ 59.000	11:03:18.392	13 -	2:19.704	+ 4.290	11:21:19.713
7 -	2:18.875	+ 3.461	11:05:37.267	14 -	2:16.635	+ 1.221	11:23:36.348
<b>27</b>	<b>JAMES/WILDS</b>		2 Lamborghini GT3 - Backdraft Motorsport				
1 -	3:06.426	+ 50.953	10:35:28.635	9 -	2:17.520	+ 2.047	11:08:20.317
2 -	2:29.199	+ 13.726	10:37:57.834	10 -	2:16.814	+ 1.341	11:10:37.131
3 -	16:28.037	+ 14:12.564	10:54:25.871	11 -	2:16.235	+ 0.762	11:12:53.366
4 -	2:23.854	+ 8.381	10:56:49.725	12 -	<b>2:15.473</b>		<b>11:15:08.839</b>
5 -	2:19.098	+ 3.625	10:59:08.823	13 -	2:27.359 P	+ 11.886	11:17:36.198
6 -	2:19.859	+ 4.386	11:01:28.682	14 -	4:27.385	+ 2:11.912	11:22:03.583
7 -	2:16.565	+ 1.092	11:03:45.247	15 -	2:20.433	+ 4.960	11:24:24.016
8 -	2:17.550	+ 2.077	11:06:02.797				
<b>28</b>	<b>ATKINSON/McMENIMAN</b>		2 Lamborghini GT4 - Backdraft Motorsport				
1 -	3:04.480	+ 51.120	10:36:14.176	5 -	2:17.159	+ 3.799	10:58:59.118
2 -	2:30.266	+ 16.906	10:38:44.442	6 -	2:14.632	+ 1.272	11:01:13.750
3 -	15:37.541	+ 13:24.181	10:54:21.983	7 -	<b>2:13.360</b>		<b>11:03:27.110</b>
4 -	2:19.976	+ 6.616	10:56:41.959	8 -	2:24.387 P	+ 11.027	11:05:51.497
<b>31</b>	<b>GREEN/ADAMS/BYFORD</b>		3 Ferrari 360 - Bullrun				
1 -	3:23.268	+ 1:05.413	10:36:27.157	5 -	4:55.553	+ 2:37.698	11:05:26.392
2 -	18:57.683	+ 16:39.828	10:55:24.840	6 -	<b>2:17.855</b>		<b>11:07:44.247</b>
3 -	2:28.225	+ 10.370	10:57:53.065	7 -	2:58.557 P	+ 40.702	11:10:42.804
4 -	2:37.774 P	+ 19.919	11:00:30.839				
<b>36</b>	<b>O'NEILL/FLETCHER</b>		3 Marcos Mantis GT3 - Topcat Racing				
1 -	3:02.113	+ 47.322	10:35:15.357	8 -	2:18.077	+ 3.286	11:13:03.132
2 -	2:36.457	+ 21.666	10:37:51.814	9 -	2:14.816	+ 0.025	11:15:17.948
3 -	20:59.633	+ 18:44.842	10:58:51.447	10 -	2:26.964	+ 12.173	11:17:44.912
4 -	2:39.359	+ 24.568	11:01:30.806	11 -	2:14.830	+ 0.039	11:19:59.742
5 -	2:38.065 P	+ 23.274	11:04:08.871	12 -	<b>2:14.791</b>		<b>11:22:14.533</b>
6 -	4:19.600	+ 2:04.809	11:08:28.471	13 -	2:36.095 P	+ 21.304	11:24:50.628
7 -	2:16.584	+ 1.793	11:10:45.055				
<b>37</b>	<b>Andy SCHULZ</b>		3 Ferrari 430 Challenge - Horsepower Racing				
1 -	2:58.893	+ 46.727	10:36:33.006	8 -	2:31.902 P	+ 19.736	11:06:35.083
2 -	2:51.027	+ 38.861	10:39:24.033	9 -	4:44.125 P	+ 2:31.959	11:11:19.208

Weather / Track : Bright / Dry

Silverstone Arena GP  
Circuit Length = 3.6605 miles  
Start: 10:32 End: 11:27

## Britcar MSA British Endurance C'ship & Britcar Dunlop Production GTN C'ship QUALIFYING - RACE 6 - LAP ANALYSIS

3 -	15:26.975	+ 13:14.809	10:54:51.008	10 -	5:14.389	+ 3:02.223	11:16:33.597
4 -	2:25.863	+ 13.697	10:57:16.871	11 -	2:15.282	+ 3.116	11:18:48.879
5 -	2:19.772	+ 7.606	10:59:36.643	12 -	<b>2:12.166</b>		<b>11:21:01.045</b>
6 -	2:13.003	+ 0.837	11:01:49.646	13 -	2:17.240	+ 5.074	11:23:18.285
7 -	2:13.535	+ 1.369	11:04:03.181	14 -	2:27.881 P	+ 15.715	11:25:46.166
<b>38</b>	<b>BARRETT/PERSSON/SHEPHERD</b>			3	Porsche 997 Cup - Hawthorns Motorsport / Neil Garner		
1 -	3:05.113	+ 53.310	10:35:55.980	7 -	2:14.956	+ 3.153	11:06:28.307
2 -	2:24.348	+ 12.545	10:38:20.328	8 -	<b>2:11.803</b>		<b>11:08:40.110</b>
3 -	16:37.465	+ 14:25.662	10:54:57.793	9 -	2:16.232	+ 4.429	11:10:56.342
4 -	2:33.526	+ 21.723	10:57:31.319	10 -	2:22.217 P	+ 10.414	11:13:18.559
5 -	2:40.965 P	+ 29.162	11:00:12.284	11 -	5:31.502	+ 3:19.699	11:18:50.061
6 -	4:01.067	+ 1:49.264	11:04:13.351	12 -	2:22.373 P	+ 10.570	11:21:12.434
<b>39</b>	<b>JONES/JONES/JONES</b>			3	Porsche 997 - Eurotech Racing		
1 -	3:20.427	+ 1:06.797	10:35:44.597	8 -	2:37.145 P	+ 23.515	11:06:43.451
2 -	2:47.954	+ 34.324	10:38:32.551	9 -	4:57.947 P	+ 2:44.317	11:11:41.398
3 -	16:16.728	+ 14:03.098	10:54:49.279	10 -	2:59.277	+ 45.647	11:14:40.675
4 -	2:33.644	+ 20.014	10:57:22.923	11 -	2:26.588	+ 12.958	11:17:07.263
5 -	2:15.983	+ 2.353	10:59:38.906	12 -	2:13.655	+ 0.025	11:19:20.918
6 -	<b>2:13.630</b>		<b>11:01:52.536</b>	13 -	2:21.261	+ 7.631	11:21:42.179
7 -	2:13.770	+ 0.140	11:04:06.306	14 -	2:14.249	+ 0.619	11:23:56.428
<b>41</b>	<b>MALLOCK/ALADAS/MARGARITIS</b>			3I	KTM Xbow - ATLA Racing / Zulu Trade		
1 -	2:52.004	+ 37.695	10:35:53.633	9 -	2:21.398	+ 7.089	11:09:29.504
2 -	2:19.118	+ 4.809	10:38:12.751	10 -	2:29.818 P	+ 15.509	11:11:59.322
3 -	16:52.025	+ 14:37.716	10:55:04.776	11 -	4:15.608	+ 2:01.299	11:16:14.930
4 -	2:28.865	+ 14.556	10:57:33.641	12 -	2:14.768	+ 0.459	11:18:29.698
5 -	2:25.389	+ 11.080	10:59:59.030	13 -	<b>2:14.309</b>		<b>11:20:44.007</b>
6 -	2:23.475	+ 9.166	11:02:22.505	14 -	2:25.256	+ 10.947	11:23:09.263
7 -	2:23.758	+ 9.449	11:04:46.263	15 -	2:14.893	+ 0.584	11:25:24.156
8 -	2:21.843	+ 7.534	11:07:08.106				
<b>44</b>	<b>MERCER/SMITH</b>			3	Ginetta G50 - Topcat Racing		
1 -	2:50.079	+ 32.604	10:35:05.668	8 -	2:37.008 P	+ 19.533	11:07:36.320
2 -	2:22.138	+ 4.663	10:37:27.806	9 -	7:24.214	+ 5:06.739	11:15:00.534
3 -	18:09.381	+ 15:51.906	10:55:37.187	10 -	2:20.677	+ 3.202	11:17:21.211
4 -	2:21.339	+ 3.864	10:57:58.526	11 -	2:21.845	+ 4.370	11:19:43.056
5 -	2:20.922	+ 3.447	11:00:19.448	12 -	2:23.824	+ 6.349	11:22:06.880
6 -	2:22.389	+ 4.914	11:02:41.837	13 -	2:21.908	+ 4.433	11:24:28.788
7 -	<b>2:17.475</b>		<b>11:04:59.312</b>				
<b>45</b>	<b>TICEHURST/MILDENHALL</b>			3	Mazda MX5 GT - Mazda Motors UK / Jota		
1 -	3:00.734	+ 33.529	10:35:47.511	7 -	5:37.992	+ 3:10.787	11:15:51.344
2 -	2:32.145	+ 4.940	10:38:19.656	8 -	2:28.100	+ 0.895	11:18:19.444
3 -	24:25.455	+ 21:58.250	11:02:45.111	9 -	2:31.836	+ 4.631	11:20:51.280
4 -	2:28.536	+ 1.331	11:05:13.647	10 -	2:30.225	+ 3.020	11:23:21.505
5 -	<b>2:27.205</b>		<b>11:07:40.852</b>	11 -	2:30.365	+ 3.160	11:25:51.870
6 -	2:32.500 P	+ 5.295	11:10:13.352				
<b>46</b>	<b>HEADLAM/STANLEY</b>			3	Lotus Elise Series 1 - Orbital Sound		
1 -	3:06.106	+ 52.505	10:35:38.114	9 -	3:53.834	+ 1:40.233	11:11:10.351
2 -	2:39.383	+ 25.782	10:38:17.497	10 -	2:14.069	+ 0.468	11:13:24.420
3 -	16:47.673	+ 14:34.072	10:55:05.170	11 -	2:15.056	+ 1.455	11:15:39.476
4 -	2:35.867	+ 22.266	10:57:41.037	12 -	2:21.422	+ 7.821	11:18:00.898
5 -	2:20.869	+ 7.268	11:00:01.906	13 -	2:15.497	+ 1.896	11:20:16.395
6 -	2:18.848	+ 5.247	11:02:20.754	14 -	<b>2:13.601</b>		<b>11:22:29.996</b>
7 -	2:24.690	+ 11.089	11:04:45.444	15 -	2:18.468	+ 4.867	11:24:48.464
8 -	2:31.073 P	+ 17.472	11:07:16.517				
<b>47</b>	<b>GLYNN/WINSTANLEY</b>			3	TVR Sagaris V8 - Glynnsport Ltd		
1 -	3:17.877	+ 1:04.697	10:35:43.712	8 -	4:06.459	+ 1:53.279	11:09:05.535
2 -	2:41.431	+ 28.251	10:38:25.143	9 -	2:15.292	+ 2.112	11:11:20.827

Weather / Track : Bright / Dry

Silverstone Arena GP  
Circuit Length = 3.6605 miles  
Start: 10:32 End: 11:27

**Britcar MSA British Endurance C'ship & Britcar Dunlop Production GTN C'ship**  
**QUALIFYING - RACE 6 - LAP ANALYSIS**

3 -	16:16.207	+ 14:03.027	10:54:41.350	10 -	2:14.239	+ 1.059	11:13:35.066
4 -	2:43.833	+ 30.653	10:57:25.183	11 -	2:13.581	+ 0.401	11:15:48.647
5 -	2:29.642	+ 16.462	10:59:54.825	12 -	2:13.514	+ 0.334	11:18:02.161
6 -	2:25.617	+ 12.437	11:02:20.442	13 -	<b>2:13.180</b>		<b>11:20:15.341</b>
7 -	2:38.634 P	+ 25.454	11:04:59.076	14 -	2:31.547 P	+ 18.367	11:22:46.888
<b>52</b>	<b>Simon PHILLIPS</b> P1 Lotus Elise S2 - Motionsport						
1 -	2:47.122	+ 26.559	10:37:09.348	7 -	5:43.412	+ 3:22.849	11:11:38.096
2 -	18:49.105	+ 16:28.542	10:55:58.453	8 -	2:22.214	+ 1.651	11:14:00.310
3 -	2:29.741	+ 9.178	10:58:28.194	9 -	2:21.475	+ 0.912	11:16:21.785
4 -	2:26.135	+ 5.572	11:00:54.329	10 -	<b>2:20.563</b>		<b>11:18:42.348</b>
5 -	2:25.496	+ 4.933	11:03:19.825	11 -	2:29.088	+ 8.525	11:21:11.436
6 -	2:34.859 P	+ 14.296	11:05:54.684	12 -	2:21.868	+ 1.305	11:23:33.304
<b>53</b>	<b>SMITH/SMITH</b> P1 Ginetta G50 - Reflex Racing GB						
1 -	3:18.346	+ 59.407	10:36:38.413	6 -	4:09.663	+ 1:50.724	11:08:05.250
2 -	18:28.336	+ 16:09.397	10:55:06.749	7 -	2:23.321	+ 4.382	11:10:28.571
3 -	2:59.616	+ 40.677	10:58:06.365	8 -	<b>2:18.939</b>		<b>11:12:47.510</b>
4 -	2:53.335	+ 34.396	11:00:59.700	9 -	2:19.962	+ 1.023	11:15:07.472
5 -	2:55.887 P	+ 36.948	11:03:55.587	10 -	2:23.752	+ 4.813	11:17:31.224
<b>55</b>	<b>LAWSON/WILDES</b> P2 BMW - ING Sport						
1 -	3:28.172	+ 1:03.113	10:36:09.635	8 -	2:27.047	+ 1.988	11:10:46.976
2 -	2:47.202	+ 22.143	10:38:56.837	9 -	2:25.610	+ 0.551	11:13:12.586
3 -	16:11.113	+ 13:46.054	10:55:07.950	10 -	2:26.133	+ 1.074	11:15:38.719
4 -	2:44.762	+ 19.703	10:57:52.712	11 -	2:26.793	+ 1.734	11:18:05.512
5 -	2:41.095 P	+ 16.036	11:00:33.807	12 -	2:25.534	+ 0.475	11:20:31.046
6 -	5:17.803	+ 2:52.744	11:05:51.610	13 -	<b>2:25.059</b>		<b>11:22:56.105</b>
7 -	2:28.319	+ 3.260	11:08:19.929	14 -	2:37.870 P	+ 12.811	11:25:33.975
<b>56</b>	<b>DAY/PHIPPS</b> P1 BMW M3 E46 - Simmons Printers						
1 -	2:55.423	+ 32.693	10:35:44.558	8 -	2:27.170	+ 4.440	11:10:51.518
2 -	2:30.136	+ 7.406	10:38:14.694	9 -	2:25.351	+ 2.621	11:13:16.869
3 -	16:53.961	+ 14:31.231	10:55:08.655	10 -	2:26.462	+ 3.732	11:15:43.331
4 -	2:40.100	+ 17.370	10:57:48.755	11 -	2:25.512	+ 2.782	11:18:08.843
5 -	2:28.926	+ 6.196	11:00:17.681	12 -	2:25.134	+ 2.404	11:20:33.977
6 -	2:44.429 P	+ 21.699	11:03:02.110	13 -	<b>2:22.730</b>		<b>11:22:56.707</b>
7 -	5:22.238	+ 2:59.508	11:08:24.348	14 -	2:29.792	+ 7.062	11:25:26.499
<b>57</b>	<b>LUNN/BENNETT-BAGGS</b> P1 BMW M3 E46 - Strata 21						
1 -	3:19.758	+ 1:01.129	10:36:16.879	8 -	2:31.650 P	+ 13.021	11:07:37.508
2 -	2:47.334	+ 28.705	10:39:04.213	9 -	4:28.282	+ 2:09.653	11:12:05.790
3 -	16:05.264	+ 13:46.635	10:55:09.477	10 -	2:19.236	+ 0.607	11:14:25.026
4 -	2:41.228	+ 22.599	10:57:50.705	11 -	2:18.949	+ 0.320	11:16:43.975
5 -	2:27.907	+ 9.278	11:00:18.612	12 -	2:19.381	+ 0.752	11:19:03.356
6 -	2:25.379	+ 6.750	11:02:43.991	13 -	<b>2:18.629</b>		<b>11:21:21.985</b>
7 -	2:21.867	+ 3.238	11:05:05.858	14 -	2:19.499	+ 0.870	11:23:41.484
<b>58</b>	<b>MILEHAM/GUGLIELMI</b> P1 Honda Lotus Elise - Guglielmi Motorsport Ltd						
1 -	3:06.108	+ 42.253	10:36:13.590	7 -	2:29.429	+ 5.574	11:05:23.137
2 -	2:28.750	+ 4.895	10:38:42.340	8 -	2:54.407 P	+ 30.552	11:08:17.544
3 -	16:28.339	+ 14:04.484	10:55:10.679	9 -	5:41.560	+ 3:17.705	11:13:59.104
4 -	2:46.680	+ 22.825	10:57:57.359	10 -	2:25.606	+ 1.751	11:16:24.710
5 -	2:28.551	+ 4.696	11:00:25.910	11 -	<b>2:23.855</b>		<b>11:18:48.565</b>
6 -	2:27.798	+ 3.943	11:02:53.708	12 -	3:07.520 P	+ 43.665	11:21:56.085
<b>59</b>	<b>PALMER/PEARSON</b> P1I Nissan 350z - Pro Motorsport						
1 -	2:55.159	+ 34.109	10:35:12.341	9 -	2:25.770	+ 4.720	11:10:30.749
2 -	2:30.690	+ 9.640	10:37:43.031	10 -	<b>2:21.050</b>		<b>11:12:51.799</b>
3 -	16:24.519	+ 14:03.469	10:54:07.550	11 -	2:21.998	+ 0.948	11:15:13.797
4 -	2:25.247	+ 4.197	10:56:32.797	12 -	2:21.656	+ 0.606	11:17:35.453
5 -	2:21.890	+ 0.840	10:58:54.687	13 -	2:26.430	+ 5.380	11:20:01.883
6 -	2:32.789 P	+ 11.739	11:01:27.476	14 -	2:23.865	+ 2.815	11:22:25.748

Weather / Track : Bright / Dry

Silverstone Arena GP  
 Circuit Length = 3.6605 miles  
 Start: 10:32 End: 11:27

# Britcar MSA British Endurance C'ship & Britcar Dunlop Production GTN C'ship

## QUALIFYING - RACE 6 - LAP ANALYSIS

7 -	4:07.401	+ 1:46.351	11:05:34.877	15 -	2:29.784 P	+ 8.734	11:24:55.532
8 -	2:30.102	+ 9.052	11:08:04.979				
<b>60</b>	<b>THOMAS/WOODMAN</b>		P1 Ginetta G50 - BPM Racing Limited				
1 -	3:22.018	+ 56.358	10:36:07.022	8 -	2:31.573	+ 5.913	11:08:03.974
2 -	3:03.310	+ 37.650	10:39:10.332	9 -	2:27.557	+ 1.897	11:10:31.531
3 -	15:58.806	+ 13:33.146	10:55:09.138	10 -	<b>2:25.660</b>		<b>11:12:57.191</b>
4 -	2:53.472	+ 27.812	10:58:02.610	11 -	2:41.532 P	+ 15.872	11:15:38.723
5 -	2:33.322	+ 7.662	11:00:35.932	12 -	5:34.776	+ 3:09.116	11:21:13.499
6 -	2:29.748	+ 4.088	11:03:05.680	13 -	2:56.160 P	+ 30.500	11:24:09.659
7 -	2:26.721	+ 1.061	11:05:32.401				
<b>61</b>	<b>Tim SAUNDERS</b>		P1 Honda Civic Type R - T H Motorsport				
1 -	2:53.500	+ 25.923	10:36:10.475	7 -	2:30.217	+ 2.640	11:06:08.332
2 -	2:45.737	+ 18.160	10:38:56.212	8 -	<b>2:27.577</b>		<b>11:08:35.909</b>
3 -	16:59.801	+ 14:32.224	10:55:56.013	9 -	2:47.796 P	+ 20.219	11:11:23.705
4 -	2:37.288	+ 9.711	10:58:33.301	10 -	10:11.072	+ 7:43.495	11:21:34.777
5 -	2:33.399	+ 5.822	11:01:06.700	11 -	2:29.602	+ 2.025	11:24:04.379
6 -	2:31.415	+ 3.838	11:03:38.115				
<b>62</b>	<b>HOGARTH/HOGARTH</b>		P1 SuperCopa - T F Motorsport				
1 -	3:15.970	+ 55.304	10:36:27.486	8 -	<b>2:20.666</b>		<b>11:13:51.551</b>
2 -	18:37.183	+ 16:16.517	10:55:04.669	9 -	2:26.078	+ 5.412	11:16:17.629
3 -	2:39.821	+ 19.155	10:57:44.490	10 -	2:21.681	+ 1.015	11:18:39.310
4 -	2:37.048	+ 16.382	11:00:21.538	11 -	2:21.063	+ 0.397	11:21:00.373
5 -	2:41.882 P	+ 21.216	11:03:03.420	12 -	2:24.059	+ 3.393	11:23:24.432
6 -	6:04.640	+ 3:43.974	11:09:08.060	13 -	2:30.933 P	+ 10.267	11:25:55.365
7 -	2:22.825	+ 2.159	11:11:30.885				
<b>63</b>	<b>BARROW/CORBETT</b>		P1 BMW 135 Turbo - Saxon Motorsport				
1 -	2:59.357	+ 27.228	10:35:39.250	8 -	2:33.017	+ 0.888	11:10:40.062
2 -	2:37.021	+ 4.892	10:38:16.271	9 -	2:39.255	+ 7.126	11:13:19.317
3 -	16:51.398	+ 14:19.269	10:55:07.669	10 -	2:36.096	+ 3.967	11:15:55.413
4 -	2:42.825	+ 10.696	10:57:50.494	11 -	2:46.623 P	+ 14.494	11:18:42.036
5 -	<b>2:32.129</b>		<b>11:00:22.623</b>	12 -	3:23.975	+ 51.846	11:22:06.011
6 -	2:42.576 P	+ 10.447	11:03:05.199	13 -	2:43.193	+ 11.064	11:24:49.204
7 -	5:01.846	+ 2:29.717	11:08:07.045				
<b>64</b>	<b>CUNNINGHAM/CUNNINGHAM</b>		P1 Seat Leon Supercopa - SG Racing				
1 -	3:30.506	+ 1:11.140	10:36:13.874	8 -	2:22.363	+ 2.997	11:09:47.922
2 -	2:49.121	+ 29.755	10:39:02.995	9 -	2:20.651	+ 1.285	11:12:08.573
3 -	16:15.554	+ 13:56.188	10:55:18.549	10 -	<b>2:19.366</b>		<b>11:14:27.939</b>
4 -	2:44.215	+ 24.849	10:58:02.764	11 -	2:45.202	+ 25.836	11:17:13.141
5 -	2:35.774	+ 16.408	11:00:38.538	12 -	2:25.664	+ 6.298	11:19:38.805
6 -	2:38.688 P	+ 19.322	11:03:17.226	13 -	2:21.397	+ 2.031	11:22:00.202
7 -	4:08.333	+ 1:48.967	11:07:25.559	14 -	2:19.935	+ 0.569	11:24:20.137
<b>65</b>	<b>OSBOURNE/MAY</b>		P1 Seat Leon - APO Sport				
1 -	3:01.593	+ 25.022	10:35:40.018	7 -	2:45.228	+ 8.657	11:08:46.423
2 -	2:38.288	+ 1.717	10:38:18.306	8 -	2:45.658	+ 9.087	11:11:32.081
3 -	17:11.140	+ 14:34.569	10:55:29.446	9 -	3:06.881 P	+ 30.310	11:14:38.962
4 -	<b>2:36.571</b>		<b>10:58:06.017</b>	10 -	4:39.169	+ 2:02.598	11:19:18.131
5 -	2:49.571 P	+ 13.000	11:00:55.588	11 -	2:45.567	+ 8.996	11:22:03.698
6 -	5:05.607	+ 2:29.036	11:06:01.195	12 -	3:01.031 P	+ 24.460	11:25:04.729
<b>69</b>	<b>Dave ALLAN</b>		P2 Honda Jazz - Synchro Motorsport				
1 -	15:17.498	+ 12:49.683	10:54:41.975	6 -	2:28.166	+ 0.351	11:07:13.532
2 -	2:32.009	+ 4.194	10:57:13.984	7 -	2:45.586 P	+ 17.771	11:09:59.118
3 -	2:30.835	+ 3.020	10:59:44.819	8 -	10:44.195	+ 8:16.380	11:20:43.313
4 -	2:32.142	+ 4.327	11:02:16.961	9 -	2:29.887	+ 2.072	11:23:13.200
5 -	2:28.405	+ 0.590	11:04:45.366	10 -	<b>2:27.815</b>		<b>11:25:41.015</b>

Weather / Track : Bright / Dry

Silverstone Arena GP  
Circuit Length = 3.6605 miles  
Start: 10:32 End: 11:27

**Britcar MSA British Endurance C'ship & Britcar Dunlop Production GTN C'ship  
QUALIFYING - RACE 6 - LAP ANALYSIS**

<b>70</b>	<b>JAMES/VINCEC</b>		P2 Honda Civic Type R - Synchro Motorsport				
1 -	<b>2:30.431</b>		<b>10:37:59.293</b>	7 -	2:36.432	+ 6.001	11:10:54.764
2 -	16:44.780	+ 14:14.349	10:54:44.073	8 -	2:33.350	+ 2.919	11:13:28.114
3 -	2:44.307	+ 13.876	10:57:28.380	9 -	2:34.203	+ 3.772	11:16:02.317
4 -	2:34.229	+ 3.798	11:00:02.609	10 -	2:47.931 P	+ 17.500	11:18:50.248
5 -	3:27.806 P	+ 57.375	11:03:30.415	11 -	3:58.597	+ 1:28.166	11:22:48.845
6 -	4:47.917	+ 2:17.486	11:08:18.332	12 -	2:39.285	+ 8.854	11:25:28.130
<b>77</b>	<b>COX/COX</b>		P2I BMW M3 CSL - Race Car Spares/MMC Motorsport				
1 -	2:58.213	+ 38.419	10:35:28.933	7 -	2:20.392	+ 0.598	11:04:01.200
2 -	2:30.353	+ 10.559	10:37:59.286	8 -	2:30.985 P	+ 11.191	11:06:32.185
3 -	16:28.984	+ 14:09.190	10:54:28.270	9 -	4:07.967	+ 1:48.173	11:10:40.152
4 -	2:25.631	+ 5.837	10:56:53.901	10 -	2:24.116	+ 4.322	11:13:04.268
5 -	2:23.998	+ 4.204	10:59:17.899	11 -	<b>2:19.794</b>		<b>11:15:24.062</b>
6 -	2:22.909	+ 3.115	11:01:40.808	12 -	2:42.451 P	+ 22.657	11:18:06.513
<b>85</b>	<b>JOHNSON/FOTHERINGHAM/CHONG/WHITMORE</b>		P2I Seat Leon - Seat Sex Drive				
1 -	4:00.428	- 03:56:54.348	10:36:36.574	4 -	16:27.611	- 03:44:27.165	11:14:36.406
2 -	18:12.784	- 03:42:41.992	10:54:49.358	5 -	3:06.744 P	- 03:57:48.032	11:17:43.150
3 -	3:19.437 P	- 03:57:35.339	10:58:08.795	6 -	5:56.209	- 03:54:58.567	11:23:39.359
<b>86</b>	<b>MITSON/PASCALL</b>		P2 Seat Leon Cupra - JTECH Automotive				
1 -	3:13.917	+ 41.061	10:35:28.389	8 -	2:37.589	+ 4.733	11:09:47.943
2 -	2:45.105	+ 12.249	10:38:13.494	9 -	2:48.627 P	+ 15.771	11:12:36.570
3 -	16:40.682	+ 14:07.826	10:54:54.176	10 -	4:23.705	+ 1:50.849	11:17:00.275
4 -	2:59.866 P	+ 27.010	10:57:54.042	11 -	<b>2:32.856</b>		<b>11:19:33.131</b>
5 -	3:58.741	+ 1:25.885	11:01:52.783	12 -	2:36.073	+ 3.217	11:22:09.204
6 -	2:38.387	+ 5.531	11:04:31.170	13 -	2:39.180	+ 6.324	11:24:48.384
7 -	2:39.184	+ 6.328	11:07:10.354				

Weather / Track : Bright / Dry

Silverstone Arena GP  
Circuit Length = 3.6605 miles  
Start: 10:32 End: 11:27

# Britcar MSA British Endurance C'ship & Britcar Dunlop Production GTN C'ship

## RACE 6 - GRID

ROW 21	85	JOHNSON/FOTHERINGHAM/CHONG/WHITMO	2:32.856	2:36.571
ROW 20	86	MITSON/PASCALL	2:30.431	65 OSBOURNE/MAY
ROW 19	70	JAMES/VINCEC	2:27.577	63 BARROW/CORBETT
ROW 18	61	Tim SAUNDERS	2:25.660	69 Dave ALLAN
ROW 17	60	THOMAS/WOODMAN	2:25.059	45 TICEHURST/MILDENHALL
ROW 16	55	LAWSON/WILDES	2:22.730	22 FAIRBAIRN/McLEAN/LITTLEJOHN
ROW 15	56	DAY/PHIPPS	2:21.050	58 MILEHAM/GUGLIELMI
ROW 14	59	PALMER/PEARSON	2:20.563	11 SHORT/MacKINNON
ROW 13	52	Simon PHILLIPS	2:19.366	62 HOGARTH/HOGARTH
ROW 12	64	CUNNINGHAM/CUNNINGHAM	2:18.629	77 COX/COX
ROW 11	57	LUNN/BENNETT-BAGGS	2:17.855	53 SMITH/SMITH
ROW 10	31	GREEN/ADAMS/BYFORD	2:15.473	23 NORRIS-JONES/MUSSI
ROW 9	27	JAMES/WILDS	2:14.791	44 MERCER/SMITH
ROW 8	36	O'NEILL/FLETCHER	2:13.630	26 HEAD/TILEY
ROW 7	39	JONES/JONES/JONES	2:13.360	41 MALLOCK/ALADAS/MARGARITIS
ROW 6	28	ATKINSON/McMENIMAN	2:12.717	46 HEADLAM/STANLEY
ROW 5	7	MILLARD/HEWARD	2:11.803	47 GLYNN/WINSTANLEY
ROW 4	38	BARRETT/PERSSON/SHEPHERD	2:10.769	37 Andy SCHULZ
ROW 3	8	CAMERON/GRIFFIN	2:09.854	10 DHILLON/EDWARDS
ROW 2	1	GAMSKI/ROBINSON	2:06.365	5 MacGREGOR/WILCOX
ROW 1	3	MORCILLO/CINTRANO		21 WILKINS/SCOTT
<b>Pole</b>				

Silverstone Arena GP  
Circuit Length = 3.6605 miles

These results are provisional until the conclusion of any judicial and technical matters.

Clerk of Course :		Timekeeper :
-------------------	--	--------------

# Britcar MSA British Endurance C'ship & Britcar Dunlop Production GTN C'ship

## RACE 6 - INTERIM BULLETIN @ 1 HOUR

POS	NO	CL	NAME	ENTRY	LAPS	TIME	GAP	DIFF	MPH	BEST	ON
1	3	1	MORCILLO/CINTRANO	Mosler MT900 GT3	25	59:13.590			92.70	2:09.274	5
2	5	1	MacGREGOR/WILCOX	Ultima GTR	25	59:23.610	10.020	10.020	92.44	2:11.904	5
3	67	P1I	SMITH/CUFF	BMW M3 E90	24	57:46.564	1 lap	1 lap	91.23	2:19.690	7
4	31	3	GREEN/ADAMS/BYFORD	Ferrari 360	24	57:49.513	1 lap	2.949	91.15	2:19.225	9
5	38	3	BARRETT/PERSSON/SHEPHERD	Porsche 997 Cup	24	57:51.749	1 lap	2.236	91.09	2:18.566	9
6	8	P2I	CAMERON/GRIFFIN	Ferrari 430 GT3	24	58:40.634	1 lap	48.885	89.83	2:15.079	6
7	21	2	WILKINS/SCOTT	Dodge Viper	24	59:10.784	1 lap	30.150	89.06	2:11.127	6
8	28	2	ATKINSON/McMENIMAN	Lamborghini GT4	24	59:14.420	1 lap	3.636	88.97	2:13.081	19
9	10	P2I	DHILLON/EDWARDS	Ferrari 430 GT3	24	59:14.828	1 lap	0.408	88.96	2:13.014	23
10	27	2	JAMES/WILDS	Lamborghini GT3	24	59:35.925	1 lap	21.097	88.44	2:15.472	18
11	1	1	GAMSKI/ROBINSON	Ferrari F430 GTC	24	59:54.291	1 lap	18.366	87.99	2:18.336	11
12	36	3	O'NEILL/FLETCHER	Marcos Mantis GT3	24	59:55.649	1 lap	1.358	87.95	2:16.448	5
13	41	3I	MALLOCK/ALADAS/MARGARITIS	KTM Xbow	23	54:50.096	2 laps	1 lap	92.12	2:15.893	5
14	26	2	HEAD/TILEY	Marcos Mantis GT3	23	57:13.593	2 laps	2:23.497	88.27	2:17.728	6
15	37	3	Andy SCHULZ	Ferrari 430 Challenge	23	58:03.124	2 laps	49.531	87.01	2:16.646	3
16	56	P1	DAY/PHIPPS	BMW M3 E46	23	58:10.196	2 laps	7.072	86.84	2:21.674	9
17	22	2I	FAIRBAIRN/McLEAN/LITTLEJOH	Porsche 98 93 RSR	23	58:19.306	2 laps	9.110	86.61	2:24.196	16
18	64	P2	CUNNINGHAM/CUNNINGHAM	Seat Leon Supercopa	23	58:30.196	2 laps	10.890	86.34	2:24.800	18
19	23	3	NORRIS-JONES/MUSSI	Lotus Exige	23	58:36.578	2 laps	6.382	86.18	2:24.772	3
20	47	3	GLYNN/WINSTANLEY	TVR Sagaris V8	23	58:40.912	2 laps	4.334	86.08	2:13.917	18
21	58	P1	MILEHAM/GUGLIELMI	Honda Lotus Elise	23	58:44.433	2 laps	3.521	85.99	2:26.469	10
22	39	3	JONES/JONES/JONES	Porsche 997	23	59:26.117	2 laps	41.684	84.99	2:15.425	22
23	45	P1	TICEHURST/MILDENHALL	Mazda MX5 GT	23	59:37.423	2 laps	11.306	84.72	2:28.170	17
24	52	P1	PHILLIPS/STOREY	Lotus Elise S2	22	57:33.586	3 laps	1 lap	83.94	2:22.503	8
25	63	P1	BARROW/CORBETT	BMW 135 Turbo	22	57:33.961	3 laps	0.375	83.93	2:29.949	7
26	70	P2	JAMES/VINCEC/LUDLOW	Honda Civic Type R	22	57:37.764	3 laps	3.803	83.84	2:31.534	4
27	60	P1	THOMAS/WOODMAN	Ginetta G50	22	58:39.381	3 laps	1:01.617	82.37	2:23.609	9
28	86	P2	MITSON/PASCALL/KITE	Seat Leon Cupra	21	55:05.946	4 laps	1 lap	83.70	2:31.347	7
29	44	3	MERCER/SMITH	Ginetta G50	21	57:49.512	4 laps	2:43.566	79.76	2:20.680	20
30	62	P1	HOGARTH/HOGARTH	SuperCopa	21	57:52.362	4 laps	2.850	79.69	2:26.685	18
31	59	P1I	PALMER/PEARSON	Nissan 350z	19	55:00.609	6 laps	2 laps	75.85	2:20.641	15
32	57	P1	LUNN/BENNETT-BAGGS	BMW M3 E46	17	57:15.122	8 laps	2 laps	72.88	2:24.034	6
33	53	P1	SMITH/SMITH	Ginetta G50	17	57:15.969	8 laps	0.847	65.19	2:21.669	17
34	7	1	MILLARD/HEWARD	Rapier 6 SR2	15	59:19.831	10 laps	2 laps	55.52	2:07.777	14
35	85	P2I	JOHNSON/FOTHERINGHAM/CHC	Seat Leon	15	59:45.622	10 laps	25.791	62.47	2:56.994	3
36	77	P2I	COX/COX	BMW M3 CSL	13	36:14.350	12 laps	2 laps	78.78	2:21.962	9
37	61	P2	Tim SAUNDERS	Honda Civic Type R	10	26:49.139	15 laps	3 laps	81.89	2:29.769	5
38	69	P2	Dave ALLAN	Honda Jazz	8	31:40.221	17 laps	2 laps	55.47	2:29.929	5
39	46	3	HEADLAM/STANLEY	Lotus Elise Series 1	7	16:43.566	18 laps	1 lap	91.91	2:20.526	4
40	65	P2	OSBOURNE/MAY	Seat Leon	5	45:42.501	20 laps	2 laps	24.02		

### FASTEST LAP

7	1	MILLARD/HEWARD	Rapier 6 SR2	14	2:07.777	103.13 mph	165.97 kph
21	2	WILKINS/SCOTT	Dodge Viper	6	2:11.127	100.49 mph	161.73 kph
10	P2I	DHILLON/EDWARDS	Ferrari 430 GT3	23	2:13.014	99.07 mph	159.43 kph
47	3	GLYNN/WINSTANLEY	TVR Sagaris V8	18	2:13.917	98.40 mph	158.36 kph
41	3I	MALLOCK/ALADAS/MARGARITIS	KTM Xbow	5	2:15.893	96.97 mph	156.06 kph
67	P1I	SMITH/CUFF	BMW M3 E90	7	2:19.690	94.33 mph	151.81 kph
53	P1	SMITH/SMITH	Ginetta G50	17	2:21.669	93.01 mph	149.69 kph
22	2I	FAIRBAIRN/McLEAN/LITTLEJOH	Porsche 98 93 RSR	16	2:24.196	91.38 mph	147.07 kph
64	P2	CUNNINGHAM/CUNNINGHAM	Seat Leon Supercopa	18	2:24.800	91.00 mph	146.46 kph

Car 85 - 2 lap penalty - Excess speed in pit lane

Car 57 - 2 lap penalty - Excess speed in pit lane

Weather / Track : Bright / Dry

These results are provisional until the conclusion of any judicial and technical matters.

Silverstone Arena GP

Circuit Length = 3.6605 miles

Start: 15:14 End: 00:00

Clerk of Course :	Timekeeper :
-------------------	--------------

# Britcar MSA British Endurance C'ship & Britcar Dunlop Production GTN C'ship

## RACE 6 - CLASSIFICATION - INTERIM BULLETIN @ 2 HOURS

POS	NO	CL	NAME	ENTRY	LAPS	TIME	GAP	DIFF	MPH	BEST	ON
1	1	1	GAMSKI/ROBINSON	Ferrari F430 GTC	50	1:58:29.121			92.68	2:11.671	44
2	3	1	MORCILLO/CINTRANO	Mosler MT900 GT3	50	1:59:15.894	46.773	46.773	92.07	2:09.274	5
3	21	2	WILKINS/SCOTT	Dodge Viper	50	1:59:43.554	1:14.433	27.660	91.72	2:10.667	47
4	8	2l	CAMERON/GRIFFIN	Ferrari 430 GT3	50	1:59:56.092	1:26.971	12.538	91.56	2:11.123	42
5	10	2l	DHILLON/EDWARDS	Ferrari 430 GT3	49	1:58:03.626	1 lap	1 lap	91.15	2:13.014	23
6	28	2	ATKINSON/McMENIMAN	Lamborghini GT4	49	1:58:26.656	1 lap	23.030	90.86	2:12.326	48
7	38	3	BARRETT/PERSSON/SHEPHERD	Porsche 997 Cup	49	1:59:44.346	1 lap	1:17.690	89.87	2:18.566	9
8	36	3	O'NEILL/FLETCHER	Marcos Mantis GT3	48	1:59:22.400	2 laps		88.31	2:16.448	5
9	27	2	JAMES/WILDS	Lamborghini GT3	48	1:59:27.871	2 laps	5.471	88.24	2:14.764	46
10	31	2	GREEN/ADAMS/BYFORD	Ferrari 360	48	1:59:40.579	2 laps	12.708	88.08	2:19.225	9
11	37	3	Andy SCHULZ	Ferrari 430 Challenge	48	1:59:54.482	2 laps	13.903	87.91	2:16.646	3
12	39	3	JONES/JONES/JONES	Porsche 997	47	1:55:55.667	3 laps	1 lap	89.04	2:15.425	22
13	64	P2	CUNNINGHAM/CUNNINGHAM	Seat Leon Supercopa	47	1:58:42.968	3 laps	2:47.301	86.95	2:20.802	41
14	47	3	GLYNN/WINSTANLEY	TVR Sagaris V8	47	1:59:04.844	3 laps	21.876	86.68	2:13.917	18
15	44	3	MERCER/SMITH	Ginetta G50	46	1:58:05.055	4 laps	1 lap	85.55	2:20.680	20
16	41	3l	MALLOCK/ALADAS/MARGARITIS	KTM Xbow	46	1:58:29.025	4 laps	23.970	85.26	2:15.561	46
17	58	P1	MILEHAM/GUGLIELMI	Honda Lotus Elise	46	1:58:59.289	4 laps	30.264	84.90	2:25.980	40
18	56	P1	DAY/PHIPPS	BMW M3 E46	46	1:59:59.482	4 laps	1:00.193	84.19	2:21.674	9
19	26	2	HEAD/TILEY	Marcos Mantis GT3	45	1:55:08.851	5 laps	1 lap	85.83	2:17.728	6
20	70	P2	JAMES/VINCEC/LUDLOW	Honda Civic Type R	45	1:59:22.507	5 laps	4:13.656	82.79	2:31.534	4
21	60	P1	THOMAS/WOODMAN	Ginetta G50	44	1:58:25.687	6 laps	1 lap	81.59	2:23.609	9
22	5	1	MacGREGOR/WILCOX	Ultima GTR	43	1:50:32.517	7 laps	1 lap	85.43	2:11.904	5
23	23	3	NORRIS-JONES/MUSSI	Lotus Exige	43	1:57:44.242	7 laps	7:11.725	80.21	2:19.144	42
24	52	P1	PHILLIPS/STOREY	Lotus Elise S2	42	1:46:12.573	8 laps	1 lap	86.85	2:22.185	40
25	86	P2	MITSON/PASCALL/KITE	Seat Leon Cupra	42	1:58:45.085	8 laps	12:32.512	77.67	2:31.347	7
26	22	2l	FAIRBAIRN/McLEAN/LITTLEJOH	Porsche 98 93 RSR	42	1:59:50.285	8 laps	1:05.200	80.63	2:24.196	16
27	59	P1l	PALMER/PEARSON	Nissan 350z	38	1:43:41.744	12 laps	4 laps	80.48	2:20.641	15
28	77	P2l	COX/COX	BMW M3 CSL	38	1:58:19.722	12 laps	14:37.978	70.53	2:21.962	9
29	62	P1	HOGARTH/HOGARTH	SuperCopa	33	1:46:43.801	17 laps	5 laps	67.90	2:23.770	29
30	85	P2l	JOHNSON/FOTHERINGHAM/CHC	Seat Leon	31	1:57:37.438	19 laps	2 laps	61.61	2:56.994	3
31	7	1	MILLARD/HEWARD	Rapier 6 SR2	30	1:53:29.197	20 laps	1 lap	58.05	2:07.777	14
32	69	P2	Dave ALLAN	Honda Jazz	30	1:58:34.337	20 laps	5:05.140	55.56	2:28.350	25
33	67	P1l	SMITH/CUFF	BMW M3 E90	28	1:25:15.956	22 laps	2 laps	72.12	2:19.690	7
34	45	P1	TICEHURST/MILDENHALL	Mazda MX5 GT	25	1:21:45.660	25 laps	3 laps	67.15	2:28.170	17
35	63	P1	BARROW/CORBETT	BMW 135 Turbo	22	57:33.961	28 laps	3 laps	83.93	2:29.949	7
36	53	P1	SMITH/SMITH	Ginetta G50	18	1:00:15.082	32 laps	4 laps	65.61	2:21.669	17
37	57	P1	LUNN/BENNETT-BAGGS	BMW M3 E46	18	1:00:37.000	32 laps	21.918	72.46	2:24.034	6
38	61	P2	Tim SAUNDERS	Honda Civic Type R	10	26:49.139	40 laps	8 laps	81.89	2:29.769	5
39	46	3	HEADLAM/STANLEY	Lotus Elise Series 1	7	16:43.566	43 laps	3 laps	91.91	2:20.526	4
40	65	P2	OSBOURNE/MAY	Seat Leon	6	1:18:06.136	44 laps	1 lap	16.87		

### FASTEST LAP

7	1	MILLARD/HEWARD	Rapier 6 SR2	14	2:07.777	103.13 mph	165.97 kph
21	2	WILKINS/SCOTT	Dodge Viper	47	2:10.667	100.85 mph	162.30 kph
8	2l	CAMERON/GRIFFIN	Ferrari 430 GT3	42	2:11.123	100.49 mph	161.73 kph
47	3	GLYNN/WINSTANLEY	TVR Sagaris V8	18	2:13.917	98.40 mph	158.36 kph
41	3l	MALLOCK/ALADAS/MARGARITIS	KTM Xbow	46	2:15.561	97.20 mph	156.44 kph
67	P1l	SMITH/CUFF	BMW M3 E90	7	2:19.690	94.33 mph	151.81 kph
64	P2	CUNNINGHAM/CUNNINGHAM	Seat Leon Supercopa	41	2:20.802	93.59 mph	150.62 kph
53	P1	SMITH/SMITH	Ginetta G50	17	2:21.669	93.01 mph	149.69 kph
77	P2l	COX/COX	BMW M3 CSL	9	2:21.962	92.82 mph	149.38 kph

Silverstone Arena GP  
Circuit Length = 3.6605 miles  
Start: 15:14 End: 00:00

Weather / Track : Bright / Dry

These results are provisional until the conclusion of any judicial and technical matters.

Clerk of Course :	Timekeeper :
-------------------	--------------



# Britcar Dunlop Production GTN Championship

## RACE 6 - CLASSIFICATION - AMENDED

POS	NO	CL	NAME	ENTRY	LAPS	TIME	GAP	DIFF	MPH	BEST	ON
1	64	P1	<b>CUNNINGHAM/CUNNINGHAM</b>	Seat Leon Supercopa - SG Racing	48	2:01:09.455			87.01	2:20.802	41
2	58	P1	<b>MILEHAM/GUGLIELMI</b>	Honda Lotus Elise - Guglielmi Motorsport L	47	2:01:26.817	1 lap	1 lap	84.99	2:25.980	40
3	56	P1	<b>DAY/PHIPPS</b>	BMW M3 E46 - Simmons Printers	47	2:02:21.959	1 lap	55.142	84.35	2:21.674	9
4	70	P2	<b>JAMES/VINCEC/LUDLOW</b>	Honda Civic Type R - Synchro Motorsport	46	2:01:54.293	2 laps	1 lap	82.87	2:31.534	4
5	60	P1	<b>THOMAS/WOODMAN</b>	Ginetta G50 - BPM Racing Limited	46	2:03:18.145	2 laps	1:23.852	81.93	2:23.609	9
6	86	P2	<b>MITSON/PASCALL/KITE</b>	Seat Leon Cupra - JTECH Automotive	43	2:01:23.387	5 laps	3 laps	77.79	2:31.347	7
7	52	P1	<b>PHILLIPS/STOREY</b>	Lotus Elise S2 - Motionsport	42	1:46:12.574	6 laps	1 lap	86.85	2:22.185	40
8	77	P2I	<b>COX/COX</b>	BMW M3 CSL - Race Car Spares/MMC Mo	40	2:03:06.560	8 laps	2 laps	71.36	2:21.962	9
9	59	P1I	<b>PALMER/PEARSON</b>	Nissan 350z - Pro Motorsport	38	1:43:41.745	10 laps	2 laps	80.48	2:20.641	15

### NOT CLASSIFIED

DNC	62	P1	<b>HOGARTH/HOGARTH</b>	SuperCopa - T F Motorsport	33	1:46:43.802	15 laps	5 laps	67.90	2:23.770	29
DNC	85	P2I	<b>JOHNSON/FOTHERINGHAM/CHC</b>	Seat Leon - Seat Sex Drive	33	2:04:06.183	15 laps	17:22.381	61.94	2:56.994	3
DNC	69	P2	<b>Dave ALLAN</b>	Honda Jazz - Synchro Motorsport	31	2:01:16.557	17 laps	2 laps	56.14	2:28.350	25
DNC	67	P1I	<b>SMITH/CUFF</b>	BMW M3 E90 - JC Racing	28	1:25:15.957	20 laps	3 laps	72.12	2:19.690	7
DNC	45	P1	<b>TICEHURST/MILDENHALL</b>	Mazda MX5 GT - Mazda Motors UK / Jota	26	2:04:28.314	22 laps	2 laps	45.87	2:28.170	17
DNC	63	P1	<b>BARROW/CORBETT</b>	BMW 135 Turbo - Saxon Motorsport	22	57:33.962	26 laps	4 laps	83.93	2:29.949	7
DNC	53	P1	<b>SMITH/SMITH</b>	Ginetta G50 - Reflex Racing GB	18	1:00:15.083	30 laps	4 laps	65.61	2:21.669	17
DNC	57	P1	<b>LUNN/BENNETT-BAGGS</b>	BMW M3 E46 - Strata 21	18	1:00:37.001	30 laps	21.918	72.46	2:24.034	6
DNC	61	P2	<b>Tim SAUNDERS</b>	Honda Civic Type R - T H Motorsport	10	26:49.140	38 laps	8 laps	81.89	2:29.769	5
DNC	65	P2	<b>OSBOURNE/MAY</b>	Seat Leon - APO Sport	6	1:18:06.137	42 laps	4 laps	16.87		

### FASTEST LAP

67	P1	<b>SMITH/CUFF</b>	BMW M3 E90 - JC Racing	7	2:19.690	94.33 mph	151.81 kph
77	P2	<b>COX/COX</b>	BMW M3 CSL - Race Car Spares/MMC Mo	9	2:21.962	92.82 mph	149.38 kph

Cars 57 + 85 - 2 lap penalties - excessive speed in the pit lane

Weather / Track : Bright / Dry

These results are provisional until the conclusion of any judicial and technical matters.

Silverstone Arena GP

Circuit Length = 3.6605 miles

Start: 15:14 End: 17:20

Clerk of Course :	Timekeeper :
-------------------	--------------

**Britcar Dunlop Production GTN Championship**  
**RACE 6 - LAP CHART**

Lap 1			Lap 2			Lap 3			Lap 4			Lap 5		
No	Behind	Laptime	No	Behind	Laptime	No	Behind	Laptime	No	Behind	Laptime	No	Behind	Laptime
59		2:36.643	59		2:24.107	67		2:20.707	67		2:20.225	67		2:21.953
77	1.038	2:37.681	67	1.815	2:19.912	59	0.624	2:23.146	59	1.322	2:20.923	59	1.219	2:21.850
57	2.227	2:38.870	77	2.715	2:25.784	77	3.767	2:23.574	77	5.682	2:22.140	77	6.960	2:23.231
64	5.865	2:42.508	57	6.102	2:27.982	57	10.869	2:27.289	57	15.685	2:25.041	57	19.466	2:25.734
67	6.010	2:42.653	64	12.984	2:31.226	64	18.486	2:28.024	64	25.174	2:26.913	64	28.604	2:25.383
62	7.479	2:44.122	62	15.834	2:32.462	45	23.047	2:28.377	45	31.069	2:28.247	56	38.276	2:28.440
53	9.200	2:45.843	45	17.192	2:31.428	56	26.321	2:31.091	56	31.789	2:25.693	52	39.179	2:27.927
52	9.524	2:46.167	52	17.638	2:32.221	52	26.848	2:31.732	52	33.205	2:26.582	60	39.411	2:26.533
45	9.871	2:46.514	56	17.752	2:31.860	62	28.097	2:34.785	60	34.831	2:26.502	45	40.282	2:31.166
56	9.999	2:46.642	58	19.536	2:33.184	60	28.554	2:29.426	58	39.446	2:30.409	58	46.786	2:29.293
58	10.459	2:47.102	60	21.650	2:32.784	58	29.262	2:32.248	62	40.553	2:32.681	62	51.550	2:32.950
63	11.279	2:47.922	61	25.876	2:37.265	69	34.998	2:31.392	69	44.903	2:30.130	69	52.879	2:29.929
61	12.718	2:49.361	69	26.128	2:36.285	61	35.329	2:31.975	61	46.242	2:31.138	61	54.058	2:29.769
60	12.973	2:49.616	70	28.111	2:38.483	70	38.203	2:32.614	70	49.512	2:31.534	70	1:02.169	2:34.610
70	13.735	2:50.378	86	28.414	2:38.495	86	40.488	2:34.596	63	53.873	2:32.037	63	1:02.970	2:31.050
69	13.950	2:50.593	53	29.791	2:44.698	63	42.061	2:34.530	86	54.479	2:34.216	86	1:05.130	2:32.604
86	14.026	2:50.669	63	30.053	2:42.881	53	1:19.602	3:12.333 P				85	1 LAP	4:09.587
65	17.102	2:53.745	65	43.643	2:50.648 P	85	1:44.853	2:56.994				65	2 LAPS	7:43.783 P
85	34.381	3:11.024	85	1:10.381	3:00.107									

Weather / Track : Bright / Dry

Silverstone Arena GP  
 Circuit Length = 3.6605 miles  
 Start: 15:14 End: 17:20

**Britcar Dunlop Production GTN Championship**  
**RACE 6 - LAP CHART**

Lap 6			Lap 7			Lap 8			Lap 9			Lap 10		
No	Behind	Laptime	No	Behind	Laptime	No	Behind	Laptime	No	Behind	Laptime	No	Behind	Laptime
67		2:20.156	67		2:19.690	67		2:23.327	67		2:20.381	67		2:22.616
77	9.930	2:23.126	59	14.723	2:21.829	59	12.316	2:20.920	59	13.817	2:21.882	57	2 LAPS	6:32.927
59	12.584	2:31.521	77	27.199	2:36.959 P	85	2 LAPS	3:11.663 P	56	46.266	2:21.674	53	5 LAPS	2:51.430
57	23.344	2:24.034	57	36.835	2:33.181 P	65	4 LAPS	6:10.466 P	52	50.173	2:24.264	59	12.986	2:21.785
64	33.965	2:25.517	64	39.926	2:25.651	64	43.192	2:26.593	64	50.472	2:27.661	56	45.839	2:22.189
56	41.929	2:23.809	56	44.990	2:22.751	56	44.973	2:23.310	60	53.340	2:23.609	52	50.276	2:22.719
52	43.388	2:24.365	52	47.114	2:23.416	52	46.290	2:22.503	77	1 LAP	5:13.962	64	53.206	2:25.350
60	43.777	2:24.522	60	48.878	2:24.791	60	50.112	2:24.561	58	1:12.701	2:27.483	60	55.516	2:24.792
45	48.570	2:28.444	45	57.729	2:28.849	45	1:04.073	2:29.671	45	1:15.102	2:31.410	77	1 LAP	2:21.962
58	54.209	2:27.579	58	1:01.588	2:27.069	58	1:05.599	2:27.338	62	1:39.040	2:33.034	58	1:16.554	2:26.469
62	1:06.524	2:35.130	62	1:16.872	2:30.038	62	1:26.387	2:32.842	63	1:41.099	2:30.149	45	1:23.755	2:31.269
61	1:07.016	2:33.114	61	1:23.462	2:36.136	63	1:31.331	2:30.001	61	1:50.455	2:35.532	62	1:49.916	2:33.492
69	1:11.652	2:38.929	63	1:24.657	2:29.949	61	1:35.304	2:35.169	70	1:51.208	2:32.887	63	1:51.028	2:32.545
63	1:14.398	2:31.584	70	1:28.254	2:31.901	70	1:38.702	2:33.775	86	1:51.452	2:32.597	70	2:01.408	2:32.816
70	1:16.043	2:34.030	86	1:28.451	2:31.347	86	1:39.236	2:34.112	85	2 LAPS	4:07.815	86	2:01.684	2:32.848
86	1:16.794	2:31.820	69	1:37.286	2:45.324 P	53	4 LAPS	12:27.897						
85	1 LAP	3:04.717												

Weather / Track : Bright / Dry

Silverstone Arena GP  
 Circuit Length = 3.6605 miles  
 Start: 15:14 End: 17:20

**Britcar Dunlop Production GTN Championship**  
**RACE 6 - LAP CHART**

Lap 11			Lap 12			Lap 13			Lap 14			Lap 15		
No	Behind	Laptime	No	Behind	Laptime	No	Behind	Laptime	No	Behind	Laptime	No	Behind	Laptime
67		2:21.846	67		2:26.016	67		2:36.990	67		2:35.744	67		2:23.223
57	2 LAPS	2:31.352	57	2 LAPS	3:28.063	69	5 LAPS	13:17.640 P	59	1:54.018	2:22.699	70	1 LAP	2:33.228
59	13.740	2:22.600	59	1:17.022	3:29.298	57	2 LAPS	3:28.910	57	2 LAPS	2:28.774	86	1 LAP	2:31.990
85	3 LAPS	2:58.345	85	3 LAPS	3:18.587	59	2:07.063	3:27.031	56	2:00.400	2:24.913	85	4 LAPS	3:29.038 P
61	1 LAP	3:29.681 P	53	5 LAPS	3:07.122	85	3 LAPS	3:28.316	52	2:07.442	2:30.716	53	6 LAPS	3:59.397
53	5 LAPS	2:50.717	56	1:20.994	2:59.954	56	2:11.231	3:27.227	64	2:08.823	2:31.222	59	1:51.436	2:20.641
56	47.056	2:23.063	52	1:22.073	2:54.368	52	2:12.470	3:27.387	58	2:09.941	2:29.526	56	2:02.125	2:24.948
52	53.721	2:25.291	64	1:23.148	2:49.933	64	2:13.345	3:27.187	60	2:13.886	2:33.941	57	2 LAPS	2:29.025
64	59.231	2:27.871	77	1 LAP	2:50.112	77	1 LAP	3:26.023	45	2:15.196	2:31.694	52	2:08.740	2:24.521
77	1 LAP	2:25.778	60	1:25.450	2:49.330	60	2:15.689	3:27.229	62	2:18.519	2:29.754	64	2:11.873	2:26.273
60	1:02.136	2:28.466	58	1:26.863	2:30.362	58	2:16.159	3:26.286	77	1 LAP	2:44.019 P	58	2:13.852	2:27.134
58	1:22.517	2:27.809	45	1:41.893	2:33.130	53	5 LAPS	3:34.132 P	63	2:22.783	2:30.945	60	2:18.213	2:27.550
45	1:34.779	2:32.870	62	2:07.815	2:33.371	45	2:19.246	3:14.343				45	2:20.315	2:28.342
62	2:00.460	2:32.390	63	2:10.769	2:33.174	62	2:24.509	2:53.684						
63	2:03.611	2:34.429	70	2:33.793	2:40.384	63	2:27.582	2:53.803						
70	2:19.425	2:39.863	86	2:35.668	2:40.803	70	2:34.009	2:37.206						
86	2:20.881	2:41.043				86	2:35.471	2:36.793						

Weather / Track : Bright / Dry

Silverstone Arena GP  
 Circuit Length = 3.6605 miles  
 Start: 15:14 End: 17:20

**Britcar Dunlop Production GTN Championship**  
**RACE 6 - LAP CHART**

Lap 16			Lap 17			Lap 18			Lap 19			Lap 20		
No	Behind	Laptime	No	Behind	Laptime	No	Behind	Laptime	No	Behind	Laptime	No	Behind	Laptime
67		2:21.383	67		2:21.457	67		2:20.676	67		2:20.647	67		2:21.995
62	1 LAP	2:30.553	60	1 LAP	2:30.051	64	1 LAP	2:27.297	65	14 LAPS	26:03.860 P	85	6 LAPS	3:12.669
63	1 LAP	2:31.652	45	1 LAP	2:29.720	58	1 LAP	2:28.351	64	1 LAP	2:24.800	64	1 LAP	2:27.661
86	1 LAP	2:32.529	62	1 LAP	2:28.145	57	3 LAPS	2:35.416 P	58	1 LAP	2:27.724	60	1 LAP	2:24.620
70	1 LAP	2:33.154	63	1 LAP	2:31.945	60	1 LAP	2:24.698	60	1 LAP	2:25.950	58	1 LAP	2:27.337
53	6 LAPS	2:22.894	70	1 LAP	2:32.608	45	1 LAP	2:28.170	45	1 LAP	2:29.358	62	1 LAP	2:27.827
59	1:52.246	2:22.193	86	1 LAP	2:33.161	62	1 LAP	2:27.115	62	1 LAP	2:26.685	45	1 LAP	2:29.536
56	2:04.021	2:23.279	85	5 LAPS	4:41.796	63	1 LAP	2:30.567	63	1 LAP	2:31.461	63	1 LAP	2:32.368
52	2:12.264	2:24.907	53	6 LAPS	2:22.244	70	1 LAP	2:32.207	70	1 LAP	2:32.181	70	1 LAP	2:34.304
57	2 LAPS	2:28.765	59	1:52.767	2:21.978	86	1 LAP	2:32.369	86	1 LAP	2:33.050	86	1 LAP	2:33.426
64	2:17.892	2:27.402	56	2:06.667	2:24.103	53	6 LAPS	2:23.453	53	6 LAPS	2:27.947	57	4 LAPS	5:43.791
58	2:19.771	2:27.302	52	2:14.627	2:23.820	85	5 LAPS	3:20.676	56	2:14.930	2:24.967	53	6 LAPS	2:27.404
						56	2:10.610	2:24.619	52	2:21.162	2:23.799	56	2:23.592	2:30.657
						52	2:18.010	2:24.059						

Weather / Track : Bright / Dry

Silverstone Arena GP  
 Circuit Length = 3.6605 miles  
 Start: 15:14 End: 17:20

**Britcar Dunlop Production GTN Championship**  
**RACE 6 - LAP CHART**

Lap 21			Lap 22			Lap 23			Lap 24			Lap 25		
No	Behind	Laptime	No	Behind	Laptime	No	Behind	Laptime	No	Behind	Laptime	No	Behind	Laptime
67		2:24.323	67		2:30.670	67		2:20.648	67		2:29.327	67		2:29.782
52	1 LAP	2:30.513 P	64	1 LAP	2:33.049	56	1 LAP	2:26.054	62	3 LAPS	6:05.633	70	2 LAPS	2:43.141 P
64	1 LAP	2:36.496	58	1 LAP	2:32.445	64	1 LAP	2:26.505	56	1 LAP	2:48.662 P	62	3 LAPS	2:33.010
58	1 LAP	2:32.968	45	1 LAP	2:30.629	60	2 LAPS	4:54.109	64	1 LAP	2:39.675 P	86	3 LAPS	5:22.669
60	1 LAP	2:37.998 P	57	4 LAPS	2:25.741	58	1 LAP	2:30.565	60	2 LAPS	2:48.304	57	5 LAPS	3:21.878 P
45	1 LAP	3:13.319	53	6 LAPS	2:25.988	85	7 LAPS	4:33.525	58	1 LAP	2:48.451 P	60	2 LAPS	3:00.063
62	1 LAP	3:15.670 P	63	1 LAP	2:32.855	45	1 LAP	2:28.861	45	1 LAP	2:52.077 P	52	1 LAP	2:32.279
85	6 LAPS	3:39.181 P	70	1 LAP	2:33.329	57	4 LAPS	2:24.525	85	7 LAPS	3:21.583	59	4 LAPS	2:37.091
63	1 LAP	3:29.026	52	1 LAP	4:27.636	53	6 LAPS	2:21.669	59	4 LAPS	5:02.687	77	10 LAPS	2:32.637
70	1 LAP	3:16.201	59	3 LAPS	2:29.909 P	52	1 LAP	2:34.674	52	1 LAP	2:34.192	62	2 LAPS	2:30.525
57	4 LAPS	3:15.703	86	1 LAP	2:40.997 P	63	1 LAP	2:39.089 P	77	10 LAPS	23:57.204			
86	1 LAP	3:16.482				70	1 LAP	2:40.072	53	6 LAPS	2:59.113 P			
53	6 LAPS	2:50.802												
59	3 LAPS	9:39.655												
56	2:29.561	2:30.292												

Weather / Track : Bright / Dry

Silverstone Arena GP  
 Circuit Length = 3.6605 miles  
 Start: 15:14 End: 17:20

**Britcar Dunlop Production GTN Championship**  
**RACE 6 - LAP CHART**

Lap 26			Lap 27			Lap 28			Lap 29			Lap 30		
No	Behind	Laptime	No	Behind	Laptime	No	Behind	Laptime	No	Behind	Laptime	No	Behind	Laptime
67		2:41.012 P	52		2:26.320	52		2:25.606	52		2:26.030	52		2:25.795
85	8 LAPS	3:18.189	77	9 LAPS	2:26.824	77	9 LAPS	2:30.289	77	9 LAPS	2:25.538	77	9 LAPS	2:25.092
86	3 LAPS	2:45.656	59	3 LAPS	2:27.310	59	3 LAPS	2:27.756	59	3 LAPS	2:25.356	59	3 LAPS	2:24.759
64	2 LAPS	5:07.000	69	16 LAPS	2:32.536	60	1 LAP	2:40.950	85	8 LAPS	3:34.974	62	1 LAP	2:23.770
56	2 LAPS	5:54.893	62	1 LAP	2:32.741	69	16 LAPS	2:32.466	62	1 LAP	2:28.201	69	16 LAPS	2:33.465
58	2 LAPS	5:31.515	70	1 LAP	2:36.741	62	1 LAP	2:24.797	60	1 LAP	2:39.456	60	1 LAP	2:38.974
60	2 LAPS	2:52.842	64	53.769	2:24.248	64	52.268	2:24.105	69	16 LAPS	2:39.227	65	24 LAPS	32:23.635 P
69	17 LAPS	33:25.046	86	1 LAP	2:43.456	70	1 LAP	2:36.371	64	49.331	2:23.093	64	46.665	2:23.129
52	1 LAP	2:30.190	85	7 LAPS	5:15.620	86	1 LAP	2:43.656	70	1 LAP	2:34.433	70	1 LAP	2:33.947
77	10 LAPS	2:27.197	56	1:42.473	2:33.062	56	1:50.740	2:33.873	86	1 LAP	2:39.608	85	8 LAPS	3:36.948
59	4 LAPS	2:32.984	58	1:52.085	2:30.420	58	1:58.100	2:31.621	56	1:56.697	2:31.987	56	2:01.940	2:31.038
62	2 LAPS	2:31.014							58	2:03.454	2:31.384	58	2:07.747	2:30.088
70	2 LAPS	5:12.788										86	1 LAP	2:40.222
86	2 LAPS	2:45.615												
64	1 LAP	2:29.589												
45	2 LAPS	6:36.157 P												
85	7 LAPS	3:18.134 P												
56	1 LAP	2:36.009												
58	1 LAP	2:36.297												

Weather / Track : Bright / Dry

Silverstone Arena GP  
 Circuit Length = 3.6605 miles  
 Start: 15:14 End: 17:20

**Britcar Dunlop Production GTN Championship**  
**RACE 6 - LAP CHART**

Lap 31			Lap 32			Lap 33			Lap 34			Lap 35		
No	Behind	Laptime	No	Behind	Laptime	No	Behind	Laptime	No	Behind	Laptime	No	Behind	Laptime
52		2:27.705	52		2:26.173	52		2:25.736	52		2:25.473	52		2:23.183
59	3 LAPS	2:26.689	59	3 LAPS	2:24.826	59	3 LAPS	2:24.110	77	9 LAPS	2:23.632	77	9 LAPS	2:23.655
77	9 LAPS	2:28.534	77	9 LAPS	2:24.671	77	9 LAPS	2:24.200	86	2 LAPS	2:36.073	85	10 LAPS	3:39.969
62	1 LAP	2:26.109	67	5 LAPS	19:26.567	86	2 LAPS	2:37.210	64	35.696	2:22.705	86	2 LAPS	2:37.831
69	16 LAPS	2:30.268	85	9 LAPS	3:39.530	67	5 LAPS	2:52.031 P	62	2 LAPS	5:04.427 P	64	34.714	2:22.201
64	42.382	2:23.422	62	1 LAP	2:41.697 P	64	38.464	2:23.318	69	16 LAPS	2:30.222	69	16 LAPS	2:29.863
60	1 LAP	2:34.010	64	40.882	2:24.673	69	16 LAPS	2:32.145	70	1 LAP	2:34.751	70	1 LAP	2:33.763
70	1 LAP	2:32.638	69	16 LAPS	2:31.420	85	9 LAPS	3:33.001	60	1 LAP	2:44.945 P	56	2:07.854	2:24.632
45	6 LAPS	15:32.080 P	70	1 LAP	2:34.171	70	1 LAP	2:33.493	56	2:06.405	2:26.417	59	2 LAPS	2:21.632
56	2:02.431	2:28.196	60	1 LAP	3:03.803	60	1 LAP	2:38.102	59	2 LAPS	2:21.935			
58	2:10.805	2:30.763	56	2:05.266	2:29.008	56	2:05.461	2:25.931	58	2:22.452	2:29.379			
86	1 LAP	2:38.392	58	2:14.824	2:30.192	58	2:18.546	2:29.458						
						59	2 LAPS	2:23.682						

Weather / Track : Bright / Dry

Silverstone Arena GP  
 Circuit Length = 3.6605 miles  
 Start: 15:14 End: 17:20



**Britcar Dunlop Production GTN Championship**  
**RACE 6 - LAP CHART**

Lap 36			Lap 37			Lap 38			Lap 39			Lap 40		
No	Behind	Laptime	No	Behind	Laptime	No	Behind	Laptime	No	Behind	Laptime	No	Behind	Laptime
52		2:22.877	52		2:22.739	52		2:22.635	52		2:25.367	52		2:22.185
77	9 LAPS	2:24.316	77	9 LAPS	2:24.032	77	9 LAPS	2:24.823	77	9 LAPS	2:23.563	77	9 LAPS	2:24.136
58	1 LAP	2:29.193	58	1 LAP	2:26.812	85	11 LAPS	3:35.718	58	1 LAP	2:26.568	70	2 LAPS	2:33.425
64	33.861	2:22.024	64	33.103	2:21.981	58	1 LAP	2:27.482	86	4 LAPS	6:38.167	58	1 LAP	2:27.515
86	2 LAPS	2:46.688 P	69	16 LAPS	2:29.934	64	32.036	2:21.568	64	29.568	2:22.899	64	29.323	2:21.940
69	16 LAPS	2:30.007	60	2 LAPS	2:27.267	69	16 LAPS	2:30.372	85	11 LAPS	3:38.692 P	86	4 LAPS	2:46.069
85	10 LAPS	3:33.503	56	2:11.403	2:24.485	60	2 LAPS	2:26.074	69	16 LAPS	2:29.558	69	16 LAPS	2:31.001
70	1 LAP	2:32.919	70	1 LAP	2:33.663	56	2:13.721	2:24.953	60	2 LAPS	2:26.784	60	2 LAPS	2:25.335
60	2 LAPS	4:49.697	59	2 LAPS	2:21.992	59	2 LAPS	2:21.273	56	2:14.049	2:25.695	59	2 LAPS	2:23.913
56	2:09.657	2:24.680				70	1 LAP	2:32.139	59	2 LAPS	2:22.836	56	2:20.430	2:28.566
59	2 LAPS	2:21.948												

Weather / Track : Bright / Dry

Silverstone Arena GP  
 Circuit Length = 3.6605 miles  
 Start: 15:14 End: 17:20

**Britcar Dunlop Production GTN Championship**  
**RACE 6 - LAP CHART**

Lap 41			Lap 42			Lap 43			Lap 44			Lap 45		
No	Behind	Laptime	No	Behind	Laptime	No	Behind	Laptime	No	Behind	Laptime	No	Behind	Laptime
52		2:23.247	52		2:23.628	64		2:24.485	64		2:21.596	64		2:22.028
77	9 LAPS	2:23.710	77	9 LAPS	2:25.612	58	1 LAP	2:27.652	58	1 LAP	2:26.806	58	1 LAP	2:28.144
70	2 LAPS	2:32.643	70	2 LAPS	2:32.294	70	2 LAPS	2:34.010	70	2 LAPS	2:32.301	70	2 LAPS	2:33.794
58	1 LAP	2:25.980	64	27.422	2:24.172	56	1 LAP	3:18.838 P	56	1 LAP	3:19.758	85	13 LAPS	3:10.755
64	26.878	2:20.802	58	1 LAP	2:29.808	69	16 LAPS	2:31.274	69	16 LAPS	2:32.123	56	1 LAP	2:24.094
85	12 LAPS	4:20.939	62	9 LAPS	18:47.824 P	86	4 LAPS	2:45.119	86	4 LAPS	2:42.157	69	16 LAPS	2:35.255
86	4 LAPS	2:48.943	86	4 LAPS	2:51.375	60	2 LAPS	2:26.527	60	2 LAPS	2:28.135	77	8 LAPS	2:22.965
69	16 LAPS	2:28.350	69	16 LAPS	2:30.610	77	8 LAPS	2:23.580	77	8 LAPS	2:22.475	60	2 LAPS	2:30.959
60	2 LAPS	2:26.111	85	12 LAPS	3:13.668	85	12 LAPS	3:12.138				86	4 LAPS	2:44.137
56	2:23.156	2:25.973	60	2 LAPS	2:26.866									
			77	8 LAPS	2:24.828									

Weather / Track : Bright / Dry

Silverstone Arena GP  
 Circuit Length = 3.6605 miles  
 Start: 15:14 End: 17:20

**Britcar Dunlop Production GTN Championship**  
**RACE 6 - LAP CHART**

Lap 46			Lap 47			Lap 48		
No	Behind	Laptime	No	Behind	Laptime	No	Behind	Laptime
64		2:26.276	64		2:28.588	64		2:26.486
58	1 LAP	2:27.008	86	5 LAPS	2:41.938	69	17 LAPS	2:42.219
70	2 LAPS	2:32.624	58	1 LAP	2:27.157	86	5 LAPS	2:38.301
56	1 LAP	2:21.778	70	2 LAPS	2:31.730	58	1 LAP	2:27.527
85	13 LAPS	3:10.038	56	1 LAP	2:22.913	70	2 LAPS	2:31.785
77	8 LAPS	2:24.491	77	8 LAPS	2:22.654	56	1 LAP	2:22.476
60	2 LAPS	2:27.597	85	13 LAPS	3:12.264	77	8 LAPS	2:24.183
69	16 LAPS	2:52.986	60	2 LAPS	2:26.189	60	2 LAPS	2:26.268
						85	13 LAPS	3:16.480
						45	22 LAPS	42:42.653

Weather / Track : Bright / Dry

Silverstone Arena GP  
 Circuit Length = 3.6605 miles  
 Start: 15:14 End: 17:20

# Britcar MSA British Endurance Championship

## RACE 6 - CLASSIFICATION - 2nd AMENDED

POS	NO	CL	NAME	ENTRY	LAPS	TIME	GAP	DIFF	MPH	BEST	ON
1	1	1	<b>GAMSKI/ROBINSON</b>	Ferrari F430 GTC - MJC	73	2:50:47.309			93.87	2:10.821	71
2	3	1	<b>MORCILLO/CINTRANO</b>	Mosler MT900 GT3 - Neil Garner / Azteca M	73	2:52:25.468	1:38.159	1:38.159	92.98	2:07.358	65
3	21	2	<b>WILKINS/SCOTT</b>	Dodge Viper - GT3 Racing with KJ & TG	73	2:52:42.880	1:55.571	17.412	92.82	2:10.667	47
4	10	2I	<b>DHILLON/EDWARDS</b>	Ferrari 430 GT3 - M Tech Racing	72	2:52:00.442	1 lap	1 lap	91.93	2:12.119	55
5	28	2	<b>ATKINSON/McMENIMAN</b>	Lamborghini GT4 - Backdraft Motorsport	72	2:52:13.349	1 lap	12.907	91.81	2:11.116	69
6	38	3	<b>BARRETT/PERSSON/SHEPHERD</b>	Porsche 997 Cup - Hawthorns Motorsport /	70	2:50:53.858	3 laps	2 laps	89.96	2:14.585	54
7	36	3	<b>O'NEILL/FLETCHER</b>	Marcos Mantis GT3 - Topcat Racing	70	2:51:57.874	3 laps	1:04.016	89.40	2:15.324	67
8	39	3	<b>JONES/JONES/JONES</b>	Porsche 997 - Eurotech Racing	70	2:52:55.200	3 laps	57.326	88.90	2:15.425	22
9	37	3	<b>Andy SCHULZ</b>	Ferrari 430 Challenge - Horsepower Racing	66	2:51:45.182	7 laps	4 laps	84.39	2:14.660	56
10	31	2	<b>GREEN/ADAMS/BYFORD</b>	Ferrari 360 - Bullrun	65	2:41:45.098	8 laps	1 lap	88.25	2:15.770	59
11	26	2	<b>HEAD/TILEY</b>	Marcos Mantis GT3 - Topcat Racing	65	2:51:16.556	8 laps	9:31.458	83.35	2:16.780	64
12	23	3	<b>NORRIS-JONES/MUSSI</b>	Lotus Exige - Priocept Racing	64	2:51:46.707	9 laps	1 lap	81.82	2:19.144	42
13	22	2I	<b>FAIRBAIRN/McLEAN/LITTLEJOHN</b>	Porsche 98 93 RSR - GT Classics	64	2:52:26.385	9 laps	39.678	84.06	2:20.916	63
14	47	3	<b>GLYNN/WINSTANLEY</b>	TVR Sagaris V8 - Glynnsport Ltd	56	2:30:16.962	17 laps	8 laps	81.84	2:13.605	54

### NOT CLASSIFIED

<i>DNC</i>	5	1	<b>MacGREGOR/WILCOX</b>	Ultima GTR - MacG Racing Ltd	57	2:52:34.836	16 laps	0.000	72.53	2:10.023	57
<i>DNC</i>	27	2	<b>JAMES/WILDS</b>	Lamborghini GT3 - Backdraft Motorsport	55	2:15:22.732	18 laps	2 laps	89.22	2:13.565	54
<i>DNC</i>	41	3I	<b>MALLOCK/ALADAS/MARGARITE</b>	KTM Xbow - ATLA Racing / Zulu Trade	53	2:25:02.105	20 laps	2 laps	80.25	2:15.561	46
<i>DNC</i>	8	2I	<b>CAMERON/GRIFFIN</b>	Ferrari 430 GT3 - M Tech Racing	51	2:05:41.442	22 laps	2 laps	89.11	2:11.123	42
<i>DNC</i>	44	3	<b>MERCER/SMITH</b>	Ginetta G50 - Topcat Racing	49	2:05:17.930	24 laps	2 laps	85.88	2:19.809	48
<i>DNC</i>	7	1	<b>MILLARD/HEWARD</b>	Rapier 6 SR2 - FLAT-SIX.CO.UK	46	2:51:07.063	27 laps	3 laps	59.04	2:07.777	14
<i>DNC</i>	46	3	<b>HEADLAM/STANLEY</b>	Lotus Elise Series 1 - Orbital Sound	7	16:43.566	66 laps	39 laps	91.91	2:20.526	4

### FASTEST LAP

3	1	<b>MORCILLO/CINTRANO</b>	Mosler MT900 GT3 - Neil Garner / Azteca M	65	2:07.358	103.47 mph	166.51 kph
21	2	<b>WILKINS/SCOTT</b>	Dodge Viper - GT3 Racing with KJ & TG	47	2:10.667	100.85 mph	162.30 kph
47	3	<b>GLYNN/WINSTANLEY</b>	TVR Sagaris V8 - Glynnsport Ltd	54	2:13.605	98.63 mph	158.73 kph

Car 21 - Reinstated in the results of the race as per appeal decision J2011/02

Car 22 - 2 lap penalty - excessive speed in the pit lane

Weather / Track : Bright / Dry

These results are provisional until the conclusion of any judicial and technical matters.

Silverstone Arena GP

Circuit Length = 3.6605 miles

Start: 15:14 End: 18:07

Clerk of Course :	Timekeeper :
-------------------	--------------

**Britcar MSA British Endurance C'ship & Britcar Dunlop Production GTN C'ship**  
**RACE 6 - LAP CHART**

Lap 1			Lap 2			Lap 3			Lap 4			Lap 5		
No	Behind	Laptime	No	Behind	Laptime	No	Behind	Laptime	No	Behind	Laptime	No	Behind	Laptime
21		2:13.193	21		2:11.248	21		2:11.357	21		2:11.172	3		2:09.274
3	0.917	2:14.110	3	0.302	2:10.633	3	0.372	2:11.427	3	0.194	2:10.994	21	2.086	2:11.554
5	4.134	2:17.327	5	6.925	2:14.039	5	8.054	2:12.486	5	9.124	2:12.242	5	11.560	2:11.904
37	9.852	2:23.045	37	15.703	2:17.099	37	20.992	2:16.646	37	27.107	2:17.287	47	34.434	2:15.146
41	11.920	2:25.113	10	19.600	2:18.808	47	25.632	2:16.252	47	28.756	2:14.296	37	35.711	2:18.072
10	12.040	2:25.233	41	20.419	2:19.747	7	26.120	2:14.725	10	31.075	2:15.661	8	38.208	2:15.671
47	12.600	2:25.793	47	20.737	2:19.385	10	26.586	2:18.343	8	32.005	2:15.467	10	38.916	2:17.309
8	13.712	2:26.905	8	21.325	2:18.861	8	27.710	2:17.742	41	33.974	2:16.581	41	40.399	2:15.893
1	16.070	2:29.263	7	22.752	2:17.360	41	28.565	2:19.503	36	40.171	2:16.711	36	47.151	2:16.448
26	16.488	2:29.681	26	25.074	2:19.834	26	33.963	2:20.246	26	41.396	2:18.605	39	50.206	2:18.052
7	16.640	2:29.833	39	27.256	2:20.663	36	34.632	2:17.930	39	41.622	2:17.741	7	50.322	2:17.863
46	17.710	2:30.903	1	27.796	2:22.974	39	35.053	2:19.154	7	41.927	2:26.979	26	52.269	2:20.341
39	17.841	2:31.034	36	28.059	2:21.348	1	38.062	2:21.623	1	48.424	2:21.534	28	58.584	2:18.789
36	17.959	2:31.152	38	28.777	2:21.023	38	38.488	2:21.068	27	48.980	2:20.751	1	1:01.043	2:22.087
38	19.002	2:32.195	46	30.595	2:24.133	27	39.401	2:19.168	28	49.263	2:20.891	31	1:01.216	2:20.766
27	19.272	2:32.465	28	31.107	2:22.405	28	39.544	2:19.794	31	49.918	2:19.743	38	1:01.628	2:20.934
31	19.666	2:32.859	27	31.590	2:23.566	31	41.347	2:21.025	38	50.162	2:22.846	46	1:05.247	2:20.907
28	19.950	2:33.143	31	31.679	2:23.261	46	44.454	2:25.216	46	53.808	2:20.526	44	1:11.158	2:24.436
44	21.242	2:34.435	44	32.734	2:22.740	44	44.728	2:23.351	44	56.190	2:22.634	23	1:25.074	2:27.640
23	22.278	2:35.471	23	39.647	2:28.617	23	53.062	2:24.772	23	1:06.902	2:25.012	27	1:28.652	2:49.140
22	34.261	2:47.454	22	1:12.350	2:49.337	22	1:31.104	2:30.111	22	1:47.449	2:27.517	22	2:05.919	2:27.938

Weather / Track : Bright / Dry

Silverstone Arena GP  
 Circuit Length = 3.6605 miles  
 Start: 15:14 End: 18:07

**Britcar MSA British Endurance C'ship & Britcar Dunlop Production GTN C'ship**  
**RACE 6 - LAP CHART**

Lap 6			Lap 7			Lap 8			Lap 9			Lap 10		
No	Behind	Laptime	No	Behind	Laptime	No	Behind	Laptime	No	Behind	Laptime	No	Behind	Laptime
3		2:11.180	3		2:12.583	3		2:10.200	3		2:10.659	3		2:11.634
21	2.033	2:11.127	21	3.748	2:14.298	21	5.716	2:12.168	23	1 LAP	2:26.744	21	8.020	2:11.957
5	13.128	2:12.748	22	1 LAP	2:28.502	5	18.609	2:13.706	21	7.697	2:12.640	23	1 LAP	2:26.507
47	37.896	2:14.642	5	15.103	2:14.558	22	1 LAP	2:26.472	5	20.891	2:12.941	5	23.615	2:14.358
8	42.107	2:15.079	47	40.848	2:15.535	47	45.287	2:14.639	22	1 LAP	2:26.323	47	53.407	2:14.459
37	43.378	2:18.847	8	45.377	2:15.853	8	51.172	2:15.995	47	50.582	2:15.954	22	1 LAP	2:27.064
10	43.673	2:15.937	10	49.748	2:18.658	10	54.979	2:15.431	8	56.332	2:15.819	8	1:00.353	2:15.655
41	45.316	2:16.097	37	50.831	2:20.036	41	58.609	2:17.311	10	1:02.835	2:18.515	10	1:10.522	2:19.321
7	49.633	2:10.491	41	51.498	2:18.765	37	1:00.862	2:20.231	41	1:05.560	2:17.610	41	1:12.497	2:18.571
36	52.542	2:16.571	36	58.835	2:18.876	36	1:07.651	2:19.016	37	1:13.002	2:22.799	37	1:25.038	2:23.670
39	57.004	2:17.978	39	1:01.413	2:16.992	39	1:08.187	2:16.974	36	1:17.584	2:20.592	28	1:25.322	2:19.206
26	58.817	2:17.728	26	1:05.241	2:19.007	28	1:10.677	2:15.324	28	1:17.750	2:17.732	36	1:26.603	2:20.653
28	1:03.435	2:16.031	28	1:05.553	2:14.701	26	1:13.344	2:18.303	39	1:18.357	2:20.829	39	1:27.329	2:20.606
1	1:10.382	2:20.519	7	1:08.714	2:31.664 P	1	1:27.268	2:20.197	26	1:21.231	2:18.546	26	1:28.552	2:18.955
31	1:11.192	2:21.156	1	1:17.271	2:19.472	38	1:27.895	2:20.226	1	1:35.251	2:18.642	1	1:43.244	2:19.627
38	1:11.306	2:20.858	38	1:17.869	2:19.146	31	1:28.853	2:19.810	38	1:35.802	2:18.566	38	1:44.099	2:19.931
46	1:15.226	2:21.159	31	1:19.243	2:20.634	44	1:41.939	2:22.208	31	1:37.419	2:19.225	31	1:46.169	2:20.384
44	1:21.631	2:21.653	46	1:23.365	2:20.722	27	1:49.731	2:18.711	44	1:52.347	2:21.067	44	2:02.487	2:21.774
27	1:35.660	2:18.188	44	1:29.931	2:20.883				27	1:57.897	2:18.825	27	2:04.764	2:18.501
23	1:40.149	2:26.255	27	1:41.220	2:18.143									
			23	1:54.884	2:27.318									

Weather / Track : Bright / Dry

Silverstone Arena GP  
 Circuit Length = 3.6605 miles  
 Start: 15:14 End: 18:07

**Britcar MSA British Endurance C'ship & Britcar Dunlop Production GTN C'ship**  
**RACE 6 - LAP CHART**

Lap 11			Lap 12			Lap 13			Lap 14			Lap 15		
No	Behind	Laptime	No	Behind	Laptime	No	Behind	Laptime	No	Behind	Laptime	No	Behind	Laptime
3		2:11.472	3		2:13.779	3		3:34.307	3		3:30.025	3		2:14.212
21	9.497	2:12.949	44	1 LAP	2:23.344	44	1 LAP	3:34.518	44	1 LAP	3:29.865	44	1 LAP	2:23.088
5	26.085	2:13.942	21	10.572	2:14.854	21	5.258	3:28.993 P	27	1 LAP	3:28.072	27	1 LAP	2:22.427
23	1 LAP	2:26.431	27	1 LAP	2:46.710	27	1 LAP	3:15.159	23	1 LAP	3:28.248	47	17.735	2:21.957
7	3 LAPS	8:30.344	5	26.811	2:14.505	23	1 LAP	2:57.220	47	9.990	3:26.573	41	19.612	2:21.344
47	56.629	2:14.694	23	1 LAP	2:28.427	5	8.374	3:15.870 P	22	1 LAP	3:14.868	28	20.221	2:20.677
8	1:04.208	2:15.327	47	1:03.906	2:21.056	47	13.442	2:43.843	41	12.480	3:14.789	36	21.977	2:21.281
22	1 LAP	2:24.334	7	3 LAPS	2:29.347 P	22	1 LAP	2:35.916	28	13.756	3:14.066	23	1 LAP	2:31.513
10	1:15.959	2:16.909	8	1:12.611	2:22.182 P	41	27.716	2:35.245	36	14.908	2:55.836	39	24.515	2:22.563
41	1:18.233	2:17.208	22	1 LAP	2:28.670	28	29.715	2:31.815	39	16.164	2:54.123	22	1 LAP	2:28.718
28	1:29.971	2:16.121	41	1:26.778	2:22.324	36	49.097	2:32.909	1	22.198	2:53.649	1	29.648	2:21.662
36	1:35.806	2:20.675	28	1:32.207	2:16.015	39	52.066	2:32.212	38	28.785	2:37.123	8	35.476	2:18.989
37	1:36.013	2:22.447	10	1:32.650	2:30.470 P	26	56.798	2:35.770 P	31	29.831	2:36.350	21	35.669	2:18.456
39	1:36.300	2:20.443	36	1:50.495	2:28.468	1	58.574	2:30.271	8	30.699	2:20.268	38	37.630	2:23.057
26	1:37.653	2:20.573	39	1:54.161	2:31.640	38	1:21.687	2:40.257	21	31.425	3:56.192	31	39.510	2:23.891
1	1:50.108	2:18.336	37	1:55.327	2:33.093 P	31	1:23.506	2:40.444	5	49.932	4:11.583	5	49.183	2:13.463
38	1:53.831	2:21.204	26	1:55.335	2:31.461	8	1:40.456	4:02.152	10	53.708	2:18.205	10	58.784	2:19.288
31	1:54.731	2:20.034	1	2:02.610	2:26.281	10	2:05.528	4:07.185	37	1:16.723	2:27.394	37	1:25.550	2:23.039
			38	2:15.737	2:35.685	37	2:19.354	3:58.334	26	1:34.680	4:07.907	26	1:39.976	2:19.508
			31	2:17.369	2:36.417									

Weather / Track : Bright / Dry

Silverstone Arena GP  
 Circuit Length = 3.6605 miles  
 Start: 15:14 End: 18:07

**Britcar MSA British Endurance C'ship & Britcar Dunlop Production GTN C'ship**  
**RACE 6 - LAP CHART**

Lap 16			Lap 17			Lap 18			Lap 19			Lap 20		
No	Behind	Laptime	No	Behind	Laptime	No	Behind	Laptime	No	Behind	Laptime	No	Behind	Laptime
3		2:13.425	3		2:11.461	3		2:11.452	3		2:11.268	3		2:11.057
44	1 LAP	2:21.915	27	1 LAP	2:18.855	47	28.719	2:13.917	47	31.803	2:14.352	26	1 LAP	2:21.866
27	1 LAP	2:18.826	47	26.254	2:16.889	28	31.347	2:15.561	28	33.160	2:13.081	47	35.280	2:14.534
47	20.826	2:16.516	28	27.238	2:15.118	27	1 LAP	2:17.610	27	1 LAP	2:15.472	28	35.499	2:13.396
41	22.865	2:16.678	41	28.710	2:17.306	41	33.866	2:16.608	41	39.599	2:17.001	21	42.630	2:13.268
28	23.581	2:16.785	44	1 LAP	2:22.289	44	1 LAP	2:21.034	21	40.419	2:12.363	27	1 LAP	2:19.877
36	27.845	2:19.293	36	36.527	2:20.143	21	39.324	2:12.087	36	56.138	2:22.399	41	47.078	2:18.536
39	31.285	2:20.195	21	38.689	2:13.707	36	45.007	2:19.932	8	56.406	2:17.076	5	1:01.920	2:14.362
1	36.123	2:19.900	39	40.518	2:20.694	39	48.721	2:19.655	5	58.615	2:12.599	8	1:03.492	2:18.143
23	1 LAP	2:25.904	1	44.404	2:19.742	8	50.598	2:15.773	1	1:03.140	2:21.824	36	1:07.312	2:22.231
21	36.443	2:14.199	8	46.277	2:17.467	1	52.584	2:19.632	39	1:09.747	2:32.294 P	7	10 LAPS	20:17.874
8	40.271	2:18.220	23	1 LAP	2:26.914	5	57.284	2:14.820	44	1 LAP	2:47.163 P	1	1:12.102	2:20.019
22	1 LAP	2:27.629	22	1 LAP	2:24.196	23	1 LAP	2:25.815	38	1:18.682	2:23.367	38	1:27.501	2:19.876
38	47.236	2:23.031	5	53.916	2:15.212	38	1:06.583	2:20.071	31	1:20.864	2:22.832	31	1:31.602	2:21.795
31	48.178	2:22.093	38	57.964	2:22.189	22	1 LAP	2:24.569	23	1 LAP	2:27.392	10	1:34.345	2:19.476
5	50.165	2:14.407	31	59.698	2:22.981	31	1:09.300	2:21.054	22	1 LAP	2:26.936	22	1 LAP	2:26.679
10	1:03.975	2:18.616	10	1:11.842	2:19.328	10	1:17.794	2:17.404	10	1:25.926	2:19.400	23	1 LAP	2:27.441
37	1:35.111	2:22.986	37	1:45.309	2:21.659	37	1:55.231	2:21.374	37	2:07.835	2:23.872			
26	1:45.085	2:18.534	26	1:53.481	2:19.857	26	2:03.161	2:21.132						

Weather / Track : Bright / Dry

Silverstone Arena GP  
 Circuit Length = 3.6605 miles  
 Start: 15:14 End: 18:07



**Britcar MSA British Endurance C'ship & Britcar Dunlop Production GTN C'ship**  
**RACE 6 - LAP CHART**

Lap 21			Lap 22			Lap 23			Lap 24			Lap 25		
No	Behind	Laptime	No	Behind	Laptime	No	Behind	Laptime	No	Behind	Laptime	No	Behind	Laptime
3		2:12.841	3		3:32.508	3		2:12.243	3		2:11.821	3		2:29.025
26	1 LAP	2:20.539	26	1 LAP	3:23.981	10	1 LAP	3:58.800	28	1 LAP	2:24.087	28	1 LAP	2:23.787
37	1 LAP	2:27.879 P	39	2 LAPS	6:48.826	39	2 LAPS	2:17.116	10	1 LAP	2:13.014	10	1 LAP	2:23.281
47	38.988	2:16.549	21	6.292	2:54.821	36	1 LAP	4:38.629	39	2 LAPS	2:15.425	7	10 LAPS	2:23.719
21	43.979	2:14.190	27	1 LAP	2:49.854	5	15.325	2:17.234	7	10 LAPS	2:07.777	5	10.020	2:22.653
28	46.209	2:23.551 P	41	8.823	2:48.635	7	10 LAPS	2:14.215	5	16.392	2:12.888	39	2 LAPS	2:30.908
27	1 LAP	2:18.209	5	10.334	2:39.819	21	15.635	2:21.586 P	27	1 LAP	2:19.030	27	1 LAP	2:26.607
41	52.696	2:18.459	7	10 LAPS	2:33.484	26	1 LAP	2:27.375	26	1 LAP	2:23.844	1	1 LAP	4:46.800
5	1:03.023	2:13.944	1	17.915	2:25.815	41	17.352	2:20.772 P	36	1 LAP	2:26.614	36	1 LAP	2:41.024 P
7	10 LAPS	2:14.156	47	19.083	3:12.603 P	27	1 LAP	2:21.759	44	3 LAPS	2:30.404	26	1 LAP	2:52.492 P
8	1:13.178	2:22.527 P	38	36.547	2:29.977	1	34.747	2:29.075 P	31	1:04.948	2:28.897	41	1 LAP	5:24.644
36	1:21.389	2:26.918 P	44	3 LAPS	7:20.031	38	44.712	2:20.408	38	1:07.184	2:34.293 P	31	1:02.782	2:26.859
1	1:24.608	2:25.347	31	38.239	2:29.146	44	3 LAPS	2:20.680	37	1 LAP	2:29.909	44	3 LAPS	2:31.815
38	1:39.078	2:24.418	37	1 LAP	4:13.251	31	47.872	2:21.876	22	1 LAP	2:31.934	37	1 LAP	2:30.079
31	1:41.601	2:22.840	22	1 LAP	2:32.524	37	1 LAP	2:20.155	23	1 LAP	2:47.069 P	22	1 LAP	2:33.982
10	1:51.740	2:30.236 P	23	1 LAP	2:32.294	22	1 LAP	2:25.093	8	1:56.069	2:27.393	8	1:55.486	2:28.442
22	1 LAP	2:36.522	8	1:34.599	3:53.929	23	1 LAP	2:26.848	47	1 LAP	6:01.328	47	1 LAP	2:53.159
23	1 LAP	2:36.726	28	2:06.045	4:52.344	8	1:40.497	2:18.141	21	2:26.219	4:22.405	21	2:20.603	2:23.409

Weather / Track : Bright / Dry

Silverstone Arena GP  
 Circuit Length = 3.6605 miles  
 Start: 15:14 End: 18:07

**Britcar MSA British Endurance C'ship & Britcar Dunlop Production GTN C'ship**  
**RACE 6 - LAP CHART**

Lap 26			Lap 27			Lap 28			Lap 29			Lap 30		
No	Behind	Laptime	No	Behind	Laptime	No	Behind	Laptime	No	Behind	Laptime	No	Behind	Laptime
3		2:20.960	3		2:21.284	3		2:15.749	3		2:14.725	3		2:14.884
10	1 LAP	2:19.813	10	1 LAP	2:21.672	10	1 LAP	2:17.072	10	1 LAP	2:17.594	10	1 LAP	2:16.177
28	1 LAP	2:22.272	28	1 LAP	2:22.390	21	1 LAP	2:19.566	21	1 LAP	2:17.149	21	1 LAP	2:16.839
7	10 LAPS	2:19.551	7	10 LAPS	2:21.189	28	1 LAP	2:19.677	5	11.385	2:16.837	5	11.436	2:14.935
5	9.388	2:20.328	5	8.221	2:20.117	5	9.273	2:16.801	28	1 LAP	2:19.978	28	1 LAP	2:17.723
39	2 LAPS	2:26.998	47	2 LAPS	2:45.968	7	10 LAPS	2:37.095 P	39	2 LAPS	2:23.923	1	1 LAP	2:18.585
27	1 LAP	2:28.112	36	2 LAPS	4:25.719	39	2 LAPS	2:26.705	1	1 LAP	2:19.239	39	2 LAPS	2:22.798
1	1 LAP	2:22.948	39	2 LAPS	2:28.457	36	2 LAPS	2:33.017	27	1 LAP	2:22.337	27	1 LAP	2:23.946
38	1 LAP	4:45.218	26	2 LAPS	4:18.107	1	1 LAP	2:18.202	36	2 LAPS	2:28.210	22	3 LAPS	5:44.065
31	1:09.401	2:27.579	27	1 LAP	2:26.696	26	2 LAPS	2:31.569	26	2 LAPS	2:27.299	26	2 LAPS	2:25.424
41	1 LAP	2:39.226	1	1 LAP	2:19.508	27	1 LAP	2:25.371	47	2 LAPS	2:36.207	36	2 LAPS	2:28.125
44	3 LAPS	2:33.366	38	1 LAP	2:31.736	47	2 LAPS	2:42.078	31	1:29.989	2:21.959	47	2 LAPS	2:35.329
37	1 LAP	2:26.143	31	1:13.243	2:25.126	31	1:22.755	2:25.261	38	1 LAP	2:26.689	31	1:38.917	2:23.812 P
22	1 LAP	2:30.981	41	1 LAP	2:30.849	38	1 LAP	2:27.340	37	1 LAP	2:21.632	38	1 LAP	2:23.798
8	1:58.480	2:23.954	37	1 LAP	2:25.790	37	1 LAP	2:23.285	41	1 LAP	2:27.482	37	1 LAP	2:22.453
21	2:20.692	2:21.049	44	3 LAPS	2:31.446	41	1 LAP	2:28.661	44	3 LAPS	2:26.542	7	11 LAPS	6:07.564
			8	2:00.358	2:23.162	44	3 LAPS	2:28.451	8	2:11.625	2:21.306	44	3 LAPS	2:25.073
			22	1 LAP	2:38.224 P	8	2:05.044	2:20.435				41	1 LAP	2:28.643
												8	2:16.586	2:19.845

Weather / Track : Bright / Dry

Silverstone Arena GP  
 Circuit Length = 3.6605 miles  
 Start: 15:14 End: 18:07

**Britcar MSA British Endurance C'ship & Britcar Dunlop Production GTN C'ship**  
**RACE 6 - LAP CHART**

Lap 31			Lap 32			Lap 33			Lap 34			Lap 35		
No	Behind	Laptime	No	Behind	Laptime	No	Behind	Laptime	No	Behind	Laptime	No	Behind	Laptime
3		2:17.380	3		2:17.621	3		2:15.009	3		2:15.038	3		2:14.060
23	7 LAPS	14:24.779	8	1 LAP	2:21.043	10	1 LAP	2:15.526	10	1 LAP	2:16.686	38	2 LAPS	2:23.790
10	1 LAP	2:16.251	10	1 LAP	2:16.412	8	1 LAP	2:17.365	21	1 LAP	2:16.394	10	1 LAP	2:16.441
21	1 LAP	2:16.386	21	1 LAP	2:16.862	21	1 LAP	2:15.598	8	1 LAP	2:18.472	21	1 LAP	2:15.713
5	13.391	2:19.335 P	44	4 LAPS	2:38.528	23	7 LAPS	2:23.453	47	3 LAPS	2:36.064	8	1 LAP	2:18.039
28	1 LAP	2:17.901	23	7 LAPS	2:24.518	28	1 LAP	2:19.224	22	4 LAPS	2:54.501	7	12 LAPS	2:35.751 P
1	1 LAP	2:17.019	41	2 LAPS	2:37.510	44	4 LAPS	2:26.180	28	1 LAP	2:15.636	28	1 LAP	2:16.523
39	2 LAPS	2:21.685	28	1 LAP	2:16.376	41	2 LAPS	2:34.532	23	7 LAPS	2:22.111	47	3 LAPS	2:31.697
27	1 LAP	2:24.303	1	1 LAP	2:15.727	1	1 LAP	2:16.453	44	4 LAPS	2:21.799	23	7 LAPS	2:22.879
26	2 LAPS	2:26.349	39	2 LAPS	2:19.818	39	2 LAPS	2:20.058	41	2 LAPS	2:29.734	44	4 LAPS	2:24.297
36	2 LAPS	2:27.218	27	1 LAP	2:29.991 P	26	2 LAPS	2:21.538	1	1 LAP	2:15.623	22	4 LAPS	2:42.189
22	3 LAPS	2:41.006	26	2 LAPS	2:23.349	36	2 LAPS	2:25.053	39	2 LAPS	2:18.498	1	1 LAP	2:15.514
47	2 LAPS	2:33.853	36	2 LAPS	2:24.798	5	1 LAP	6:00.282	27	2 LAPS	4:35.129	41	2 LAPS	2:29.857
38	1 LAP	2:23.472	22	3 LAPS	2:40.969	37	1 LAP	2:21.745	26	2 LAPS	2:21.068	39	2 LAPS	2:18.408
37	1 LAP	2:22.106	38	1 LAP	2:24.958	38	1 LAP	2:24.257	5	1 LAP	2:17.357	27	2 LAPS	2:24.588
7	11 LAPS	2:15.303	37	1 LAP	2:21.047	7	11 LAPS	2:20.445	36	2 LAPS	2:27.650	26	2 LAPS	2:21.420
			7	11 LAPS	2:18.400				31	2 LAPS	4:18.172	5	1 LAP	2:16.120
			47	2 LAPS	2:33.698				37	1 LAP	2:21.197	36	2 LAPS	2:24.588
			31	1 LAP	5:05.528 P							31	2 LAPS	2:21.102

Weather / Track : Bright / Dry

Silverstone Arena GP  
 Circuit Length = 3.6605 miles  
 Start: 15:14 End: 18:07

**Britcar MSA British Endurance C'ship & Britcar Dunlop Production GTN C'ship**  
**RACE 6 - LAP CHART**

Lap 36			Lap 37			Lap 38			Lap 39			Lap 40		
No	Behind	Laptime	No	Behind	Laptime	No	Behind	Laptime	No	Behind	Laptime	No	Behind	Laptime
3		2:12.500	3		2:12.284	3		2:16.491	3		2:15.797 P	21		2:13.441
37	2 LAPS	2:20.470	21	1 LAP	2:14.225	36	3 LAPS	2:24.222	21	1 LAP	2:14.378	10	0.602	2:13.602
10	1 LAP	2:14.965	37	2 LAPS	2:19.370	31	3 LAPS	2:23.889	10	1 LAP	2:14.922	3	14.903	4:52.578
21	1 LAP	2:14.031	10	1 LAP	2:15.356	10	1 LAP	2:15.060	31	3 LAPS	2:23.275	31	2 LAPS	2:23.408
38	2 LAPS	2:21.981	38	2 LAPS	2:20.379	21	1 LAP	2:15.977	36	3 LAPS	2:25.055	36	2 LAPS	2:22.828
8	1 LAP	2:18.472	8	1 LAP	2:16.688	37	2 LAPS	2:20.945	37	2 LAPS	2:19.718	28	27.877	2:23.737 P
28	1 LAP	2:16.824	28	1 LAP	2:14.354	8	1 LAP	2:16.243	8	1 LAP	2:15.534	22	4 LAPS	2:38.648
23	7 LAPS	2:20.900	23	7 LAPS	2:21.258	38	2 LAPS	2:21.421	28	1 LAP	2:15.047	38	1 LAP	2:21.858
44	4 LAPS	2:22.108	44	4 LAPS	2:22.896	28	1 LAP	2:16.012	38	2 LAPS	2:20.436	1	43.729	2:15.065
47	3 LAPS	2:30.633	1	1 LAP	2:15.213	23	7 LAPS	2:20.406	1	1 LAP	2:13.583	7	16 LAPS	14:06.539
1	1 LAP	2:14.727	47	3 LAPS	2:29.947	1	1 LAP	2:14.233	23	7 LAPS	2:19.694	23	6 LAPS	2:21.652
22	4 LAPS	2:41.758	39	2 LAPS	2:20.488	44	4 LAPS	2:22.165	44	4 LAPS	2:21.978	44	3 LAPS	2:20.859
41	2 LAPS	2:28.601	41	2 LAPS	2:29.904	47	3 LAPS	2:26.783	47	3 LAPS	2:28.695	39	1 LAP	2:17.646
39	2 LAPS	2:17.366	22	4 LAPS	2:40.817	39	2 LAPS	2:17.262	39	2 LAPS	2:17.987	47	2 LAPS	2:26.241
27	2 LAPS	2:21.431	27	2 LAPS	2:19.194	5	1 LAP	2:14.046	5	1 LAP	2:14.620	5	1:45.114	2:14.257
5	1 LAP	2:17.987	5	1 LAP	2:14.985	27	2 LAPS	2:18.798	27	2 LAPS	2:17.594	27	1 LAP	2:16.581
26	2 LAPS	2:23.251	26	2 LAPS	2:21.435	26	2 LAPS	2:19.227	26	2 LAPS	2:19.591			
36	2 LAPS	2:23.938				22	4 LAPS	2:39.440	21	2:24.234	2:13.246			
31	2 LAPS	2:19.506				41	2 LAPS	2:48.468 P	10	2:24.675	2:13.272			
									22	4 LAPS	2:38.796			
									31	2 LAPS	2:20.787			

Weather / Track : Bright / Dry

Silverstone Arena GP  
 Circuit Length = 3.6605 miles  
 Start: 15:14 End: 18:07

**Britcar MSA British Endurance C'ship & Britcar Dunlop Production GTN C'ship**  
**RACE 6 - LAP CHART**

Lap 41			Lap 42			Lap 43			Lap 44			Lap 45		
No	Behind	Laptime	No	Behind	Laptime	No	Behind	Laptime	No	Behind	Laptime	No	Behind	Laptime
21		2:14.905	21		2:14.399	21		2:13.130	21		2:24.563 P	1		2:14.767
10	1.198	2:15.501	10	1.165	2:14.366	10	1.233	2:13.198	47	3 LAPS	2:27.168	26	2 LAPS	2:25.048
41	4 LAPS	7:03.171	8	1 LAP	2:13.247	8	1 LAP	2:11.123	10	1.121	2:24.451 P	3	15.876	2:33.983
8	1 LAP	4:13.272	41	4 LAPS	2:23.280	41	4 LAPS	2:17.910	41	4 LAPS	2:17.615	36	2 LAPS	2:22.732
26	2 LAPS	2:25.859	28	1 LAP	4:18.485	28	1 LAP	2:18.283	28	1 LAP	2:16.435	31	2 LAPS	2:23.527
3	19.734	2:19.736	26	2 LAPS	2:25.920	3	28.536	2:17.358	5	2 LAPS	5:32.307 P	38	1 LAP	2:22.163
31	2 LAPS	2:21.204	3	24.308	2:18.973	26	2 LAPS	2:24.251	3	25.744	2:21.771	37	2 LAPS	2:19.558
36	2 LAPS	2:20.643	31	2 LAPS	2:20.810	36	2 LAPS	2:21.540	1	29.084	2:11.671	23	6 LAPS	2:21.252
38	1 LAP	2:21.106	36	2 LAPS	2:19.249	1	41.976	2:13.726	26	2 LAPS	2:24.922	44	3 LAPS	2:24.128
1	41.837	2:13.013	7	16 LAPS	2:11.170	31	2 LAPS	2:23.558	36	2 LAPS	2:20.189	39	1 LAP	2:25.487
7	16 LAPS	2:10.821	1	41.380	2:13.942	7	16 LAPS	2:25.096 P	31	2 LAPS	2:21.003	21	1:19.541	4:03.392
22	4 LAPS	2:36.664	38	1 LAP	2:21.174	38	1 LAP	2:21.481	38	1 LAP	2:21.485	7	17 LAPS	5:41.148
37	2 LAPS	5:13.135	37	2 LAPS	2:17.595	37	2 LAPS	2:17.394	37	2 LAPS	2:18.842	27	1 LAP	2:20.963 P
23	6 LAPS	2:22.100	22	4 LAPS	2:36.202	23	6 LAPS	2:22.302	23	6 LAPS	2:21.778	8	1:29.534	2:13.444
44	3 LAPS	2:21.608	23	6 LAPS	2:20.671	44	3 LAPS	2:21.860	44	3 LAPS	2:22.531	22	4 LAPS	2:36.549
39	1 LAP	2:18.720	44	3 LAPS	2:21.163	22	4 LAPS	2:35.709	39	1 LAP	2:21.084	10	1:39.987	4:22.717
5	1:43.117	2:12.908	39	1 LAP	2:17.612	39	1 LAP	2:18.111	22	4 LAPS	2:35.247	41	3 LAPS	2:16.331
27	1 LAP	2:17.105	27	1 LAP	2:17.334	27	1 LAP	2:15.799	27	1 LAP	2:15.951	28	2:02.386	2:15.084
47	2 LAPS	2:29.488	47	2 LAPS	2:25.709	8	2:13.366	2:11.873	8	1:59.941	2:11.138	47	2 LAPS	2:25.218
									41	3 LAPS	2:16.579			
									47	2 LAPS	2:26.216			

Weather / Track : Bright / Dry

Silverstone Arena GP  
 Circuit Length = 3.6605 miles  
 Start: 15:14 End: 18:07

**Britcar MSA British Endurance C'ship & Britcar Dunlop Production GTN C'ship**  
**RACE 6 - LAP CHART**

Lap 46			Lap 47			Lap 48			Lap 49			Lap 50		
No	Behind	Laptime	No	Behind	Laptime	No	Behind	Laptime	No	Behind	Laptime	No	Behind	Laptime
1		2:12.313	1		2:11.805	1		2:14.747	1		2:11.730	1		2:12.631
3	24.806	2:21.243	47	3 LAPS	2:24.726	47	3 LAPS	2:22.915	47	3 LAPS	2:22.553	47	3 LAPS	2:20.904
36	2 LAPS	2:22.621	3	32.523	2:19.522	22	5 LAPS	2:46.754 P	3	42.660	2:16.142	3	46.773	2:16.744
31	2 LAPS	2:21.867	36	2 LAPS	2:20.184	3	38.248	2:20.472	36	2 LAPS	2:18.515	36	2 LAPS	2:19.261
26	2 LAPS	2:30.801 P	31	2 LAPS	2:21.516	36	2 LAPS	2:19.481	27	2 LAPS	2:16.118	27	2 LAPS	2:15.775
38	1 LAP	2:22.293	27	2 LAPS	3:46.492	31	2 LAPS	2:24.618	31	2 LAPS	2:24.432	31	2 LAPS	2:22.268
5	3 LAPS	5:27.141 P	38	1 LAP	2:21.512	27	2 LAPS	2:14.764	38	1 LAP	2:21.499	21	1:14.433	2:11.238
37	2 LAPS	2:21.056	37	2 LAPS	2:19.197	38	1 LAP	2:20.035	21	1:15.826	2:12.889	38	1 LAP	2:21.130
23	6 LAPS	2:20.007	23	6 LAPS	2:19.604	26	3 LAPS	5:00.892 P	37	2 LAPS	2:20.965	22	6 LAPS	5:23.741
21	1:18.514	2:11.286	21	1:17.376	2:10.667	37	2 LAPS	2:19.496	8	1:27.129	2:11.671	37	2 LAPS	2:21.752
7	17 LAPS	2:09.206	8	1:29.880	2:12.561	21	1:14.667	2:12.038	23	6 LAPS	2:19.473	8	1:26.971	2:12.473
44	3 LAPS	2:21.936	44	3 LAPS	2:21.224	23	6 LAPS	2:19.144	10	1:47.136	2:15.233	23	6 LAPS	2:21.068
39	1 LAP	2:23.616	7	17 LAPS	2:30.088 P	8	1:27.188	2:12.055	44	3 LAPS	2:21.715	10	1:47.954	2:13.449
8	1:29.124	2:11.903	39	1 LAP	2:23.070	44	3 LAPS	2:20.939	28	2:10.166	2:14.749	44	3 LAPS	2:20.372
10	1:42.885	2:15.211	10	1:44.698	2:13.618	10	1:43.633	2:13.682	41	3 LAPS	2:15.561	28	2:11.298	2:13.763
41	3 LAPS	2:15.948	41	3 LAPS	2:16.908	39	1 LAP	2:25.611 P						
22	4 LAPS	2:34.737	28	2:09.568	2:15.114	28	2:07.147	2:12.326						
28	2:06.259	2:16.186				41	3 LAPS	2:17.515						

Weather / Track : Bright / Dry

Silverstone Arena GP  
 Circuit Length = 3.6605 miles  
 Start: 15:14 End: 18:07

**Britcar MSA British Endurance C'ship & Britcar Dunlop Production GTN C'ship**  
**RACE 6 - LAP CHART**

Lap 51			Lap 52			Lap 53			Lap 54			Lap 55		
No	Behind	Laptime	No	Behind	Laptime	No	Behind	Laptime	No	Behind	Laptime	No	Behind	Laptime
1		2:12.434	1		2:12.006	1		2:11.219	1		2:12.518	1		2:12.952
41	4 LAPS	2:16.433	28	1 LAP	2:13.504	28	1 LAP	2:11.612	41	4 LAPS	2:17.902	37	3 LAPS	2:27.487 P
3	52.076	2:17.737	41	4 LAPS	2:17.358	44	4 LAPS	2:32.694 P	3	1:06.200	2:15.860	22	7 LAPS	2:24.897
47	3 LAPS	2:29.594 P	3	58.109	2:18.039	41	4 LAPS	2:18.233	21	1:12.512	2:11.623	41	4 LAPS	2:18.367
36	2 LAPS	2:19.561	27	2 LAPS	2:16.348	8	2 LAPS	5:45.350 P	27	2 LAPS	2:14.914	28	1 LAP	2:46.558
27	2 LAPS	2:15.702	36	2 LAPS	2:22.624	3	1:02.858	2:15.968	38	2 LAPS	2:14.899	3	1:08.883	2:15.635
21	1:13.590	2:11.591	21	1:13.363	2:11.779	27	2 LAPS	2:15.395	36	2 LAPS	2:27.318 P	21	1:11.774	2:12.214
39	3 LAPS	6:03.754	39	3 LAPS	2:18.714	21	1:13.407	2:11.263	39	3 LAPS	2:18.216	27	2 LAPS	2:14.963
31	2 LAPS	2:21.919	31	2 LAPS	2:24.530	36	2 LAPS	2:20.117	10	1:54.775	2:13.754	38	2 LAPS	2:15.292
38	1 LAP	2:30.187 P	37	2 LAPS	2:22.436	38	2 LAPS	4:19.613	26	7 LAPS	2:21.472	39	3 LAPS	2:17.932
37	2 LAPS	2:21.990	10	1:50.123	2:13.967	39	3 LAPS	2:16.823	31	2 LAPS	2:34.914 P	10	1:53.942	2:12.119
22	6 LAPS	2:29.189	23	6 LAPS	2:21.001	31	2 LAPS	2:24.375	23	6 LAPS	2:21.135	26	7 LAPS	2:21.002
23	6 LAPS	2:19.843	22	6 LAPS	2:27.350	10	1:53.539	2:14.635						
10	1:48.162	2:12.642				26	7 LAPS	11:50.071						
44	3 LAPS	2:19.809				37	2 LAPS	2:24.566						
						23	6 LAPS	2:21.411						
						22	6 LAPS	2:25.624						
						28	2:11.896	2:11.141						

Weather / Track : Bright / Dry

Silverstone Arena GP  
 Circuit Length = 3.6605 miles  
 Start: 15:14 End: 18:07

**Britcar MSA British Endurance C'ship & Britcar Dunlop Production GTN C'ship**  
**RACE 6 - LAP CHART**

Lap 56			Lap 57			Lap 58			Lap 59			Lap 60		
No	Behind	Laptime	No	Behind	Laptime	No	Behind	Laptime	No	Behind	Laptime	No	Behind	Laptime
1		2:11.332	1		2:11.530	1		2:12.017	1		2:12.315	1		2:12.989
5	12 LAPS	21:14.894 P	26	8 LAPS	2:19.297	31	4 LAPS	2:21.042	31	4 LAPS	2:17.687	31	4 LAPS	2:16.051
23	7 LAPS	2:21.306	23	7 LAPS	2:28.573 P	26	8 LAPS	2:19.518	26	8 LAPS	2:21.467	26	8 LAPS	2:20.930
22	7 LAPS	2:25.494	47	7 LAPS	2:13.844	28	1 LAP	2:14.513	28	1 LAP	2:15.248	47	8 LAPS	4:09.876
47	7 LAPS	10:40.874	22	7 LAPS	2:26.345	22	7 LAPS	2:24.618	22	7 LAPS	2:24.728	28	1 LAP	2:19.706 P
28	1 LAP	2:14.676	28	1 LAP	2:13.556	47	7 LAPS	2:28.200 P	21	1:18.522	2:15.303	22	7 LAPS	2:23.947
41	4 LAPS	2:35.257 P	21	1:13.633	2:12.839	21	1:15.534	2:13.918	3	1:24.016	2:15.393	21	1:18.370	2:12.837
3	1:11.094	2:13.543	3	1:16.266	2:16.702	3	1:20.938	2:16.689	7	27 LAPS	2:15.479	7	27 LAPS	2:12.184
21	1:12.324	2:11.882	27	2 LAPS	2:23.974 P	7	27 LAPS	23:57.334	36	3 LAPS	2:18.988	3	1:40.509	2:29.482 P
27	2 LAPS	2:13.565	36	3 LAPS	2:17.668	36	3 LAPS	2:18.160	23	8 LAPS	5:47.949	10	1 LAP	4:11.004
36	3 LAPS	4:17.741	38	2 LAPS	2:15.622	38	2 LAPS	2:17.442	38	2 LAPS	2:21.862	37	7 LAPS	12:48.007
38	2 LAPS	2:14.585	39	3 LAPS	2:18.168	39	3 LAPS	2:18.821	39	3 LAPS	2:18.683	36	3 LAPS	2:17.584
39	3 LAPS	2:17.130	10	1:56.537	2:12.828	10	2:02.348	2:17.828 P				23	8 LAPS	2:26.644
10	1:55.239	2:12.629										38	2 LAPS	2:23.513
31	3 LAPS	4:25.777										39	3 LAPS	2:19.173

Weather / Track : Bright / Dry

Silverstone Arena GP  
 Circuit Length = 3.6605 miles  
 Start: 15:14 End: 18:07



**Britcar MSA British Endurance C'ship & Britcar Dunlop Production GTN C'ship**  
**RACE 6 - LAP CHART**

Lap 61			Lap 62			Lap 63			Lap 64			Lap 65		
No	Behind	Laptime	No	Behind	Laptime	No	Behind	Laptime	No	Behind	Laptime	No	Behind	Laptime
1		2:14.569 P	21		2:12.445	21		2:17.806 P	1		2:11.672	1		2:12.115
31	4 LAPS	2:15.842	7	27 LAPS	2:18.935	7	27 LAPS	2:14.921	7	27 LAPS	2:22.593	7	27 LAPS	2:12.592
47	8 LAPS	2:13.800	22	7 LAPS	2:22.806	3	1 LAP	2:10.682	22	7 LAPS	2:22.720	22	7 LAPS	2:21.021
26	8 LAPS	2:20.546	3	1 LAP	4:18.275	1	16.721	2:12.870	37	7 LAPS	2:15.579	37	7 LAPS	2:16.082
5	16 LAPS	11:42.515	1	21.657	3:51.464	22	7 LAPS	2:21.684	10	1 LAP	2:16.145	10	1 LAP	2:16.556
21	1:17.362	2:13.561	37	7 LAPS	2:16.210	37	7 LAPS	2:14.660	36	3 LAPS	2:16.602	36	3 LAPS	2:16.439
22	7 LAPS	2:22.538	10	1 LAP	2:18.395	10	1 LAP	2:16.643	39	3 LAPS	2:19.687	31	3 LAPS	2:16.520
7	27 LAPS	2:11.659	36	3 LAPS	2:17.478	36	3 LAPS	2:16.513	31	3 LAPS	2:16.069	39	3 LAPS	2:20.267
10	1 LAP	2:18.288	39	3 LAPS	2:21.878	39	3 LAPS	2:19.787	38	2 LAPS	2:22.417	38	2 LAPS	2:21.739
37	7 LAPS	2:18.205	23	8 LAPS	2:27.739	38	2 LAPS	2:20.990	23	8 LAPS	2:26.185	28	1 LAP	2:13.722
36	3 LAPS	2:18.682	38	2 LAPS	2:25.300	31	3 LAPS	2:15.869	28	1 LAP	2:12.566	23	8 LAPS	2:25.796
23	8 LAPS	2:25.561	31	3 LAPS	2:15.770	23	8 LAPS	2:25.804	5	15 LAPS	2:17.416 P	21	1:43.139	2:14.499
38	2 LAPS	2:23.902	47	7 LAPS	2:13.616	28	1 LAP	2:12.879	26	7 LAPS	2:19.555	26	7 LAPS	2:21.183
41	8 LAPS	12:29.530 P	28	1 LAP	2:14.425	47	7 LAPS	2:28.709 P	21	1:40.755	4:09.148	3	1:51.046	2:07.358
39	3 LAPS	2:20.411	26	7 LAPS	2:17.981	5	15 LAPS	2:15.187	3	1:55.803	2:08.302			
31	3 LAPS	2:15.816	5	15 LAPS	2:14.861	26	7 LAPS	2:20.477						
47	7 LAPS	2:13.605				3	2:15.894	2:08.610						
28	1 LAP	4:19.634												
26	7 LAPS	2:18.304												
5	15 LAPS	2:18.349												

Weather / Track : Bright / Dry

Silverstone Arena GP  
 Circuit Length = 3.6605 miles  
 Start: 15:14 End: 18:07

**Britcar MSA British Endurance C'ship & Britcar Dunlop Production GTN C'ship**  
**RACE 6 - LAP CHART**

Lap 66			Lap 67			Lap 68			Lap 69			Lap 70		
No	Behind	Laptime	No	Behind	Laptime	No	Behind	Laptime	No	Behind	Laptime	No	Behind	Laptime
1		2:11.284	1		2:12.167	1		2:11.473	1		2:12.451	1		2:11.924
7	27 LAPS	2:12.455	7	27 LAPS	2:10.389	7	27 LAPS	2:12.998	26	8 LAPS	2:20.797	7	27 LAPS	2:09.462
22	7 LAPS	2:20.941	37	7 LAPS	2:16.565	37	7 LAPS	2:16.370	7	27 LAPS	2:15.241	26	8 LAPS	2:20.863
37	7 LAPS	2:15.343	10	1 LAP	2:16.259	10	1 LAP	2:16.733	37	7 LAPS	2:15.612	23	9 LAPS	2:25.962
10	1 LAP	2:16.173	22	7 LAPS	2:24.217	36	3 LAPS	2:16.732	10	1 LAP	2:16.674	37	7 LAPS	2:14.839
36	3 LAPS	2:16.020	36	3 LAPS	2:15.551	22	7 LAPS	2:21.923	36	3 LAPS	2:15.939	10	1 LAP	2:16.686
31	3 LAPS	2:17.309	31	3 LAPS	2:20.421	28	1 LAP	2:14.259	22	7 LAPS	2:21.574	36	3 LAPS	2:15.324
39	3 LAPS	2:18.001	39	3 LAPS	2:17.634	39	3 LAPS	2:19.199	28	1 LAP	2:11.354	22	7 LAPS	2:20.916
28	1 LAP	2:14.397	28	1 LAP	2:12.493	3	1:42.256	2:07.774	3	1:37.824	2:08.019	28	1 LAP	2:11.116
38	2 LAPS	2:20.152	38	2 LAPS	2:19.738	38	2 LAPS	2:20.378	39	3 LAPS	2:18.997	3	1:36.349	2:10.449
23	8 LAPS	2:25.074	3	1:45.955	2:09.296	21	1:50.073	2:13.317	5	16 LAPS	2:12.445	39	3 LAPS	2:18.815
21	1:46.502	2:14.647	21	1:48.229	2:13.894	5	16 LAPS	2:12.799	38	2 LAPS	2:20.150	5	16 LAPS	2:10.571
3	1:48.826	2:09.064	5	16 LAPS	2:11.704	31	3 LAPS	2:44.608 P	21	1:52.000	2:14.378	21	1:52.497	2:12.421
5	16 LAPS	4:38.020	23	8 LAPS	2:25.033	23	8 LAPS	2:25.249				38	2 LAPS	2:19.667
26	7 LAPS	2:20.122	26	7 LAPS	2:19.540									

Weather / Track : Bright / Dry

Silverstone Arena GP  
 Circuit Length = 3.6605 miles  
 Start: 15:14 End: 18:07

**Britcar MSA British Endurance C'ship & Britcar Dunlop Production GTN C'ship**  
**RACE 6 - LAP CHART**

Lap 71			Lap 72			Lap 73		
No	Behind	Laptime	No	Behind	Laptime	No	Behind	Laptime
1		2:10.821	1		2:11.630	1		2:12.436
7	27 LAPS	2:10.098	7	27 LAPS	2:12.633	38	3 LAPS	2:22.129
26	8 LAPS	2:18.573	26	8 LAPS	2:16.780	7	27 LAPS	2:28.893 P
23	9 LAPS	2:26.315	23	9 LAPS	2:26.706	26	8 LAPS	2:19.227
37	7 LAPS	2:15.493	37	7 LAPS	2:15.603	37	7 LAPS	2:15.653
36	3 LAPS	2:17.468	36	3 LAPS	2:16.499	23	9 LAPS	2:28.111
10	1 LAP	2:19.710	10	1 LAP	2:17.211	36	3 LAPS	2:16.466
22	7 LAPS	2:20.957	28	1 LAP	2:12.813	10	1 LAP	2:16.488
28	1 LAP	2:11.239	22	7 LAPS	2:21.507	28	1 LAP	2:11.519
3	1:36.582	2:11.054	3	1:37.991	2:13.039	3	1:38.159	2:12.604
5	16 LAPS	2:12.722	5	16 LAPS	2:10.813	22	7 LAPS	2:21.104
39	3 LAPS	2:18.949	21	1:55.337	2:13.363	5	16 LAPS	2:10.023
21	1:53.604	2:11.928	39	3 LAPS	2:18.768	21	1:55.571	2:12.670
38	2 LAPS	2:19.935				39	3 LAPS	2:19.726

Weather / Track : Bright / Dry

Silverstone Arena GP  
 Circuit Length = 3.6605 miles  
 Start: 15:14 End: 18:07