



DUNLOP GREAT & BRITISH MOTORSPORT FESTIVAL

Snetterton

8th & 9th May 2010



Results Provided by Timing Solutions Ltd
www.tsl-timing.com

Quaife Radical Club Cup

QUALIFYING - RACE 1 - CLASSIFICATION

POS	NO	CL	NAME	ENTRY	TIME	ON	LAPS	GAP	DIFF	MPH
1	1	S	Colin MILLAR	Radical SR3 RS	1:17.143	11	11			91.09
2	75	S	Paul STEELE	Radical SR3	1:18.524	11	11	1.381	1.381	89.48
3	7	P	Darren LUKE	Radical PR6	1:18.664	10	10	1.521	0.140	89.33
4	24	S	Chris HILLABY	Radical SR3 RS	1:19.348	6	11	2.205	0.684	88.56
5	2	S	Steven BURGESS	Radical SR3	1:19.371	11	11	2.228	0.023	88.53
6	20	S	Simon FISH	Radical SR3	1:19.651	11	11	2.508	0.280	88.22
7	5	S	Rachel DAVIES	Radical SR3	1:19.775	10	10	2.632	0.124	88.08
8	6	P	Nigel PLACE	Radical PR6	1:19.893	11	11	2.750	0.118	87.95
9	27	S	Ray WOOLHEAD	Radical SR3 RS	1:20.543	7	10	3.400	0.650	87.24
10	95	P	Richard STABLES	Radical PR6	1:20.741	9	9	3.598	0.198	87.03
11	74	P	James ABBOTT	Radical PR06	1:21.420	8	9	4.277	0.679	86.30
12	15	S	Richard CARVER	Radical SR3	1:21.510	10	11	4.367	0.090	86.21
13	19	S	Gary KANE	Radical PR6	1:21.964	4	4	4.821	0.454	85.73
14	4	P	Mark ABBOTT	Radical PR6	1:22.063	9	10	4.920	0.099	85.63
15	39	S	Paul MARSHAM	Radical SR3	1:22.331	9	9	5.188	0.268	85.35
16	22	S	Gary BAXTER	Radical SR3	1:23.323	9	9	6.180	0.992	84.33
17	26	P	Mark BOOT	Radical PR6	1:23.425	5	5	6.282	0.102	84.23
18	37	I	Bill HENDERSON	Radical SR3	1:23.826	8	10	6.683	0.401	83.82
19	53	I	Tim PORTER	Radical Clubsport	1:23.878	7	10	6.735	0.052	83.77
20	40	S	Mark WHITE	Radical SR3	1:25.272	10	10	8.129	1.394	82.40
21	25	C	Andrew HARWOOD	Radical Clubsport	1:26.479	8	8	9.336	1.207	81.25
22	8	C	Jon MORRIS	Radical Clubsport	1:27.573	8	9	10.430	1.094	80.24
23	91	I	David FRANKLAND	Radical PR6	1:28.675	9	9	11.532	1.102	79.24
24	55	C	Graham RIDGEWAY	Radical Clubsport	1:28.872	10	10	11.729	0.197	79.07
25	13	C	Simon GARMSTON	Radical Clubsport	1:30.129	8	9	12.986	1.257	77.96
26	11	C	Ian CHARLES	Radical Clubsport	1:31.047	6	9	13.904	0.918	77.18
27	31	C	Vincent RASSAT	Radical Clubsport	1:35.070	7	9	17.927	4.023	73.91

Weather / Track : Light Rain / Wet

These results are provisional until the conclusion of any judicial and technical matters.

Snetterton

Circuit Length = 1.9520 miles

Start: 09:05 End: 09:21

Clerk of Course :

Timekeeper :

Quaife Radical Club Cup

QUALIFYING - RACE 1 - LAP ANALYSIS

1	Colin MILLAR					S	
1 -	1:36.332	+ 19.189	9:07:29.924	7 -	1:20.952	+ 3.809	9:15:43.714
2 -	1:26.053	+ 8.910	9:08:55.977	8 -	1:21.135	+ 3.992	9:17:04.849
3 -	1:21.299	+ 4.156	9:10:17.276	9 -	1:19.063	+ 1.920	9:18:23.912
4 -	1:18.913	+ 1.770	9:11:36.189	10 -	1:17.895	+ 0.752	9:19:41.807
5 -	1:21.483	+ 4.340	9:12:57.672	11 -	1:17.143		9:20:58.950
6 -	1:25.090	+ 7.947	9:14:22.762				
2	Steven BURGESS					S	
1 -	1:40.780	+ 21.409	9:07:11.179	7 -	1:21.325	+ 1.954	9:15:41.250
2 -	1:28.601	+ 9.230	9:08:39.780	8 -	1:23.061	+ 3.690	9:17:04.311
3 -	1:27.926	+ 8.555	9:10:07.706	9 -	1:19.406	+ 0.035	9:18:23.717
4 -	1:23.678	+ 4.307	9:11:31.384	10 -	1:40.177	+ 20.806	9:20:03.894
5 -	1:24.205	+ 4.834	9:12:55.589	11 -	1:19.371		9:21:23.265
6 -	1:24.336	+ 4.965	9:14:19.925				
4	Mark ABBOTT					P	
1 -	1:44.104	+ 22.041	9:07:22.307	6 -	1:23.364	+ 1.301	9:14:56.563
2 -	1:46.514	+ 24.451	9:09:08.821	7 -	1:22.438	+ 0.375	9:16:19.001
3 -	1:31.881	+ 9.818	9:10:40.702	8 -	1:22.822	+ 0.759	9:17:41.823
4 -	1:27.422	+ 5.359	9:12:08.124	9 -	1:22.063		9:19:03.886
5 -	1:25.075	+ 3.012	9:13:33.199	10 -	1:39.212	+ 17.149	9:20:43.098
5	Rachel DAVIES					S	
1 -	1:41.443	+ 21.668	9:07:05.664	6 -	1:21.636	+ 1.861	9:15:39.643
2 -	1:25.997	+ 6.222	9:08:31.661	7 -	1:24.897	+ 5.122	9:17:04.540
3 -	2:53.249 P	+ 1:33.474	9:11:24.910	8 -	1:20.949	+ 1.174	9:18:25.489
4 -	1:29.156	+ 9.381	9:12:54.066	9 -	1:20.368	+ 0.593	9:19:45.857
5 -	1:23.941	+ 4.166	9:14:18.007	10 -	1:19.775		9:21:05.632
6	Nigel PLACE					P	
1 -	1:53.363	+ 33.470	9:07:20.404	7 -	1:22.248	+ 2.355	9:15:45.784
2 -	1:27.158	+ 7.265	9:08:47.562	8 -	1:21.539	+ 1.646	9:17:07.323
3 -	1:25.578	+ 5.685	9:10:13.140	9 -	1:22.089	+ 2.196	9:18:29.412
4 -	1:22.367	+ 2.474	9:11:35.507	10 -	1:20.647	+ 0.754	9:19:50.059
5 -	1:23.850	+ 3.957	9:12:59.357	11 -	1:19.893		9:21:09.952
6 -	1:24.179	+ 4.286	9:14:23.536				
7	Darren LUKE					P	
1 -	1:36.057	+ 17.393	9:07:26.836	6 -	1:22.476	+ 3.812	9:15:17.499
2 -	1:25.921	+ 7.257	9:08:52.757	7 -	1:19.742	+ 1.078	9:16:37.241
3 -	1:21.954	+ 3.290	9:10:14.711	8 -	1:18.723	+ 0.059	9:17:55.964
4 -	1:21.147	+ 2.483	9:11:35.858	9 -	1:42.909	+ 24.245	9:19:38.873
5 -	2:19.165 P	+ 1:00.501	9:13:55.023	10 -	1:18.664		9:20:57.537
8	Jon MORRIS					C	
1 -	1:45.340	+ 17.767	9:07:56.045	6 -	1:30.741	+ 3.168	9:15:47.831
2 -	1:39.793	+ 12.220	9:09:35.838	7 -	1:28.670	+ 1.097	9:17:16.501
3 -	1:32.001	+ 4.428	9:11:07.839	8 -	1:27.573		9:18:44.074
4 -	1:32.033	+ 4.460	9:12:39.872	9 -	1:29.633	+ 2.060	9:20:13.707
5 -	1:37.218	+ 9.645	9:14:17.090				
11	Ian CHARLES					C	
1 -	1:57.691	+ 26.644	9:08:00.099	6 -	1:31.047		9:16:08.127
2 -	1:43.299	+ 12.252	9:09:43.398	7 -	1:38.223	+ 7.176	9:17:46.350
3 -	1:37.170	+ 6.123	9:11:20.568	8 -	1:33.205	+ 2.158	9:19:19.555
4 -	1:40.899	+ 9.852	9:13:01.467	9 -	1:34.249	+ 3.202	9:20:53.804
5 -	1:35.613	+ 4.566	9:14:37.080				
13	Simon GARMSTON					C	
1 -	1:53.884	+ 23.755	9:07:22.513	6 -	1:36.464	+ 6.335	9:16:01.884

Weather / Track : Light Rain / Wet

Snetterton
Circuit Length = 1.9520 miles
Start: 09:05 End: 09:21

Quaife Radical Club Cup

QUALIFYING - RACE 1 - LAP ANALYSIS

2 -	1:43.143	+ 13.014	9:09:05.656	7 -	1:58.982	+ 28.853	9:18:00.866
3 -	1:48.793	+ 18.664	9:10:54.449	8 -	1:30.129		9:19:30.995
4 -	1:34.924	+ 4.795	9:12:29.373	9 -	1:30.834	+ 0.705	9:21:01.829
5 -	1:56.047	+ 25.918	9:14:25.420				
15	Richard CARVER						S
1 -	1:37.864	+ 16.354	9:06:50.472	7 -	1:24.127	+ 2.617	9:15:25.056
2 -	1:28.649	+ 7.139	9:08:19.121	8 -	1:24.120	+ 2.610	9:16:49.176
3 -	1:26.696	+ 5.186	9:09:45.817	9 -	1:22.540	+ 1.030	9:18:11.716
4 -	1:24.244	+ 2.734	9:11:10.061	10 -	1:21.510		9:19:33.226
5 -	1:25.308	+ 3.798	9:12:35.369	11 -	1:22.124	+ 0.614	9:20:55.350
6 -	1:25.560	+ 4.050	9:14:00.929				
19	Gary KANE						S
1 -	2:12.228 P	+ 50.264	9:08:08.776	3 -	1:23.517	+ 1.553	9:16:46.215
2 -	7:13.922	+ 5:51.958	9:15:22.698	4 -	1:21.964		9:18:08.179
20	Simon FISH						S
1 -	1:34.847	+ 15.196	9:06:52.720	7 -	1:20.733	+ 1.082	9:15:06.423
2 -	1:25.496	+ 5.845	9:08:18.216	8 -	1:21.014	+ 1.363	9:16:27.437
3 -	1:21.972	+ 2.321	9:09:40.188	9 -	1:20.342	+ 0.691	9:17:47.779
4 -	1:22.655	+ 3.004	9:11:02.843	10 -	1:20.247	+ 0.596	9:19:08.026
5 -	1:22.797	+ 3.146	9:12:25.640	11 -	1:19.651		9:20:27.677
6 -	1:20.050	+ 0.399	9:13:45.690				
22	Gary BAXTER						S
1 -	1:33.907	+ 10.584	9:09:03.582	6 -	1:24.762	+ 1.439	9:16:12.674
2 -	1:27.670	+ 4.347	9:10:31.252	7 -	1:25.555	+ 2.232	9:17:38.229
3 -	1:26.926	+ 3.603	9:11:58.178	8 -	1:24.871	+ 1.548	9:19:03.100
4 -	1:25.120	+ 1.797	9:13:23.298	9 -	1:23.323		9:20:26.423
5 -	1:24.614	+ 1.291	9:14:47.912				
24	Chris HILLABY						S
1 -	1:36.951	+ 17.603	9:06:51.464	7 -	1:23.035	+ 3.687	9:15:03.163
2 -	1:24.220	+ 4.872	9:08:15.684	8 -	1:19.682	+ 0.334	9:16:22.845
3 -	1:21.467	+ 2.119	9:09:37.151	9 -	1:19.525	+ 0.177	9:17:42.370
4 -	1:23.944	+ 4.596	9:11:01.095	10 -	1:21.982	+ 2.634	9:19:04.352
5 -	1:19.685	+ 0.337	9:12:20.780	11 -	1:22.523	+ 3.175	9:20:26.875
6 -	1:19.348		9:13:40.128				
25	Andrew HARWOOD						C
1 -	1:33.732	+ 7.253	9:09:51.948	5 -	1:29.224	+ 2.745	9:15:52.880
2 -	1:29.818	+ 3.339	9:11:21.766	6 -	1:27.206	+ 0.727	9:17:20.086
3 -	1:30.368	+ 3.889	9:12:52.134	7 -	1:27.683	+ 1.204	9:18:47.769
4 -	1:31.522	+ 5.043	9:14:23.656	8 -	1:26.479		9:20:14.248
26	Mark BOOT						P
1 -	1:35.661	+ 12.236	9:09:31.287	4 -	1:23.906	+ 0.481	9:13:51.549
2 -	1:30.901	+ 7.476	9:11:02.188	5 -	1:23.425		9:15:14.974
3 -	1:25.455	+ 2.030	9:12:27.643				
27	Ray WOOLHEAD						S
1 -	1:51.253	+ 30.710	9:07:27.975	6 -	1:35.619	+ 15.076	9:15:00.543
2 -	1:40.253	+ 19.710	9:09:08.228	7 -	1:20.543		9:16:21.086
3 -	1:24.841	+ 4.298	9:10:33.069	8 -	1:23.324	+ 2.781	9:17:44.410
4 -	1:30.746	+ 10.203	9:12:03.815	9 -	1:20.879	+ 0.336	9:19:05.289
5 -	1:21.109	+ 0.566	9:13:24.924	10 -	1:32.373	+ 11.830	9:20:37.662
31	Vincent RASSAT						C
1 -	1:46.984	+ 11.914	9:07:34.710	6 -	1:37.843	+ 2.773	9:16:02.955
2 -	1:50.599	+ 15.529	9:09:25.309	7 -	1:35.070		9:17:38.025
3 -	1:38.298	+ 3.228	9:11:03.607	8 -	1:35.755	+ 0.685	9:19:13.780

Weather / Track : Light Rain / Wet

Snetterton
Circuit Length = 1.9520 miles
Start: 09:05 End: 09:21

Quaife Radical Club Cup

QUALIFYING - RACE 1 - LAP ANALYSIS

4 -	1:35.647	+ 0.577	9:12:39.254	9 -	1:43.640	+ 8.570	9:20:57.420
5 -	1:45.858	+ 10.788	9:14:25.112				
37	Bill HENDERSON I						
1 -	1:39.767	+ 15.941	9:07:43.438	6 -	1:30.951	+ 7.125	9:15:05.006
2 -	1:27.457	+ 3.631	9:09:10.895	7 -	1:27.026	+ 3.200	9:16:32.032
3 -	1:31.976	+ 8.150	9:10:42.871	8 -	1:23.826		9:17:55.858
4 -	1:27.052	+ 3.226	9:12:09.923	9 -	1:24.657	+ 0.831	9:19:20.515
5 -	1:24.132	+ 0.306	9:13:34.055	10 -	1:26.145	+ 2.319	9:20:46.660
39	Paul MARSHAM S						
1 -	1:48.934	+ 26.603	9:07:22.156	6 -	1:24.060	+ 1.729	9:14:43.641
2 -	1:34.250	+ 11.919	9:08:56.406	7 -	1:24.474	+ 2.143	9:16:08.115
3 -	1:28.402	+ 6.071	9:10:24.808	8 -	1:25.437	+ 3.106	9:17:33.552
4 -	1:29.485	+ 7.154	9:11:54.293	9 -	1:22.331		9:18:55.883
5 -	1:25.288	+ 2.957	9:13:19.581				
40	Mark WHITE S						
1 -	1:43.213	+ 17.941	9:06:59.511	6 -	1:29.918	+ 4.646	9:14:25.200
2 -	1:30.564	+ 5.292	9:08:30.075	7 -	1:33.095	+ 7.823	9:15:58.295
3 -	1:28.010	+ 2.738	9:09:58.085	8 -	1:26.790	+ 1.518	9:17:25.085
4 -	1:28.566	+ 3.294	9:11:52.378	9 -	1:25.441	+ 0.169	9:18:50.526
5 -	1:28.631	+ 3.359	9:12:55.282	10 -	1:25.272		9:20:15.798
53	Tim PORTER I						
1 -	1:46.495	+ 22.617	9:07:26.379	6 -	1:25.504	+ 1.626	9:14:45.031
2 -	1:31.247	+ 7.369	9:08:57.626	7 -	1:23.878		9:16:08.909
3 -	1:28.348	+ 4.470	9:10:25.974	8 -	1:28.977	+ 5.099	9:17:37.886
4 -	1:26.404	+ 5.226	9:11:52.378	9 -	1:39.434	+ 15.556	9:19:17.320
5 -	1:27.149	+ 3.271	9:13:19.527	10 -	1:26.846	+ 2.968	9:20:44.166
55	Graham RIDGEWAY C						
1 -	1:47.177	+ 18.305	9:07:36.822	6 -	1:29.447	+ 0.575	9:15:33.371
2 -	1:50.735	+ 21.863	9:09:27.557	7 -	1:30.771	+ 1.899	9:17:04.142
3 -	1:34.692	+ 5.820	9:11:02.249	8 -	1:31.556	+ 2.684	9:18:35.698
4 -	1:29.528	+ 0.656	9:12:31.777	9 -	1:30.732	+ 1.860	9:20:06.430
5 -	1:32.147	+ 3.275	9:14:03.924	10 -	1:28.872		9:21:35.302
74	James ABBOTT P						
1 -	2:26.815	+ 1:05.395	9:07:47.024	6 -	1:23.682	+ 2.262	9:16:47.778
2 -	1:31.563	+ 10.143	9:09:18.587	7 -	1:22.222	+ 0.802	9:18:10.000
3 -	1:26.149	+ 4.729	9:10:44.736	8 -	1:21.420		9:19:31.420
4 -	3:07.465 P	+ 1:46.045	9:13:52.201	9 -	1:22.807	+ 1.387	9:20:54.227
5 -	1:31.895	+ 10.475	9:15:24.096				
75	Paul STEELE S						
1 -	1:55.480	+ 36.956	9:07:18.154	7 -	1:22.539	+ 4.015	9:15:45.030
2 -	1:28.699	+ 10.175	9:08:46.853	8 -	1:20.775	+ 2.251	9:17:05.805
3 -	1:25.435	+ 6.911	9:10:12.288	9 -	1:22.202	+ 3.678	9:18:28.007
4 -	1:22.413	+ 3.889	9:11:34.701	10 -	1:20.304	+ 1.780	9:19:48.311
5 -	1:22.109	+ 3.585	9:12:56.810	11 -	1:18.524		9:21:06.835
6 -	1:25.681	+ 7.157	9:14:22.491				
91	David FRANKLAND I						
1 -	1:49.038	+ 20.363	9:07:30.077	6 -	1:30.246	+ 1.571	9:15:35.222
2 -	1:39.487	+ 10.812	9:09:09.564	7 -	1:35.752	+ 7.077	9:17:10.974
3 -	1:45.399	+ 16.724	9:10:54.963	8 -	1:43.816	+ 15.141	9:18:54.790
4 -	1:35.165	+ 6.490	9:12:30.128	9 -	1:28.675		9:20:23.465
5 -	1:34.848	+ 6.173	9:14:04.976				
95	Richard STABLES P						
1 -	1:43.061	+ 22.320	9:09:09.925	6 -	1:23.132	+ 2.391	9:16:25.609

Weather / Track : Light Rain / Wet

Snetterton
Circuit Length = 1.9520 miles
Start: 09:05 End: 09:21

Quaife Radical Club Cup

QUALIFYING - RACE 1 - LAP ANALYSIS

2 -	1:32.184	+ 11.443	9:10:42.109	7 -	1:22.612	+ 1.871	9:17:48.221
3 -	1:30.861	+ 10.120	9:12:12.970	8 -	1:23.462	+ 2.721	9:19:11.683
4 -	1:24.517	+ 3.776	9:13:37.487	9 -	1:20.741		9:20:32.424
5 -	1:24.990	+ 4.249	9:15:02.477				

Weather / Track : Light Rain / Wet


Snetterton
Circuit Length = 1.9520 miles
Start: 09:05 End: 09:21

Quaife Radical Club Cup

RACE 1 - GRID

ROW 14	1:35.070 31 Vincent RASSAT		
ROW 13	1:30.129 13 Simon GARMSTON	1:31.047 11 Ian CHARLES	
ROW 12	1:28.675 91 David FRANKLAND		1:28.872 55 Graham RIDGEWAY
ROW 11	1:26.479 25 Andrew HARWOOD	1:27.573 8 Jon MORRIS	
ROW 10	1:23.878 53 Tim PORTER		1:25.272 40 Mark WHITE
ROW 9	1:23.425 26 Mark BOOT	1:23.826 37 Bill HENDERSON	
ROW 8	1:22.331 39 Paul MARSHAM		1:23.323 22 Gary BAXTER
ROW 7	1:21.964 19 Gary KANE	1:22.063 4 Mark ABBOTT	
ROW 6	1:21.420 74 James ABBOTT		1:21.510 15 Richard CARVER
ROW 5	1:20.543 27 Ray WOOLHEAD	1:20.741 95 Richard STABLES	
ROW 4	1:19.775 5 Rachel DAVIES		1:19.893 6 Nigel PLACE
ROW 3	1:19.371 2 Steven BURGESS	1:19.651 20 Simon FISH	
ROW 2	1:18.664 7 Darren LUKE		1:19.348 24 Chris HILLABY
ROW 1	1:17.143 1 Colin MILLAR	1:18.524 75 Paul STEELE	

Pole



Snetterton
Circuit Length = 1.9520 miles

These results are provisional until the conclusion of any judicial and technical matters.

Clerk of Course :

Timekeeper :

Quaife Radical Club Cup

RACE 1 - CLASSIFICATION

POS	NO	CL	NAME	ENTRY	LAPS	TIME	GAP	DIFF	MPH	BEST	ON	
1	1	S	Colin MILLAR	Radical SR3 RS	15	20:16.694			86.63	1:18.262	11	
2	24	S	Chris HILLABY	Radical SR3 RS	15	20:23.208	6.514	6.514	86.17	1:18.119	13	
3	20	S	Simon FISH	Radical SR3	15	20:31.712	15.018	8.504	85.57	1:19.611	8	
4	7	P	Darren LUKE	Radical PR6	15	20:34.226	17.532	2.514	85.40	1:20.121	14	
5	2	S	Steven BURGESS	Radical SR3	15	20:38.533	21.839	4.307	85.10	1:18.675	12	
6	5	S	Rachel DAVIES	Radical SR3	15	20:39.600	22.906	1.067	85.03	1:19.156	15	
7	6	P	Nigel PLACE	Radical PR6	15	20:49.276	32.582	9.676	84.37	1:20.066	12	
8	75	S	Paul STEELE	Radical SR3	15	20:50.784	34.090	1.508	84.27	1:19.587	13	
9	4	P	Mark ABBOTT	Radical PR6	15	20:55.991	39.297	5.207	83.92	1:20.824	9	
10	37	I	Bill HENDERSON	Radical SR3	15	21:03.658	46.964	7.667	83.41	1:20.182	8	
11	15	S	Richard CARVER	Radical SR3	15	21:07.774	51.080	4.116	83.14	1:20.614	11	
12	95	P	Richard STABLES	Radical PR6	15	21:08.671	51.977	0.897	83.08	1:20.774	8	
13	19	S	Gary KANE	Radical PR6	15	21:15.501	58.807	6.830	82.63	1:20.239	13	
14	27	S	Ray WOOLHEAD	Radical SR3 RS	15	21:20.116	1:03.422	4.615	82.34	1:20.095	9	
15	74	P	James ABBOTT	Radical PR6	15	21:28.969	1:12.275	8.853	81.77	1:20.379	9	
16	22	S	Gary BAXTER	Radical SR3	15	21:34.793	1:18.099	5.824	81.40	1:22.713	11	
17	39	S	Paul MARSHAM	Radical SR3	14	20:45.540	1 lap	1 lap	78.98	1:23.690	13	
18	40	S	Mark WHITE	Radical SR3	14	20:55.072	1 lap		9.532	78.38	1:25.211	11
19	53	I	Tim PORTER	Radical Clubsport	14	21:06.402	1 lap	11.330	77.68	1:23.700	12	
20	25	C	Andrew HARWOOD	Radical Clubsport	14	21:19.922	1 lap	13.520	76.86	1:27.805	12	
21	26	P	Mark BOOT	Radical PR6	14	21:20.891	1 lap	0.969	76.80	1:25.591	8	
22	8	C	Jon MORRIS	Radical Clubsport	14	21:29.301	1 lap	8.410	76.30	1:27.781	12	
23	91	I	David FRANKLAND	Radical PR6	13	20:25.517	2 laps	1 lap	74.54	1:29.885	10	
24	13	C	Simon GARMSTON	Radical Clubsport	13	20:26.117	2 laps	0.600	74.50	1:28.748	8	
25	55	C	Graham RIDGEWAY	Radical Clubsport	13	20:27.300	2 laps	1.183	74.43	1:28.639	8	
26	11	C	Ian CHARLES	Radical Clubsport	12	20:32.360	3 laps	1 lap	68.42	1:31.900	7	

NOT CLASSIFIED

DNF 31 C Vincent RASSAT Radical Clubsport

0

FASTEST LAP

24	S	Chris HILLABY	Radical SR3 RS	13	1:18.119	89.95 mph	144.76 kph
6	P	Nigel PLACE	Radical PR6	12	1:20.066	87.76 mph	141.24 kph
37	I	Bill HENDERSON	Radical SR3	8	1:20.182	87.63 mph	141.04 kph
8	C	Jon MORRIS	Radical Clubsport	12	1:27.781	80.05 mph	128.83 kph

Weather / Track : Raining / Wet

These results are provisional until the conclusion of any judicial and technical matters.

Snetterton

Circuit Length = 1.9520 miles

Start: 13:24 End: 13:46

Clerk of Course :

Timekeeper :

Quaife Radical Club Cup
RACE 1 - LAP CHART

Lap 1			Lap 2			Lap 3			Lap 4			Lap 5		
No	Behind	Laptime	No	Behind	Laptime	No	Behind	Laptime	No	Behind	Laptime	No	Behind	Laptime
24		1:32.126	24		1:21.947	24		1:21.869	24		1:21.781	24		1:19.817
7	0.993	1:33.119	7	2.596	1:23.550	7	3.376	1:22.649	1	2.788	1:20.707	1	2.398	1:19.427
75	2.527	1:34.653	1	3.900	1:23.252	1	3.862	1:21.831	7	4.434	1:22.839	7	5.719	1:21.102
1	2.595	1:34.721	75	5.102	1:24.522	20	6.561	1:22.843	20	5.578	1:20.798	20	6.448	1:20.687
20	3.605	1:35.731	20	5.587	1:23.929	75	7.195	1:23.962	75	7.719	1:22.305	75	8.188	1:20.286
6	4.202	1:36.328	5	7.326	1:24.260	11	1 LAP	1:43.849	5	10.059	1:23.054	5	12.164	1:21.922
2	4.835	1:36.961	6	7.337	1:25.082	5	8.786	1:23.329	6	13.766	1:25.359	6	16.577	1:22.628
5	5.013	1:37.139	74	12.151	1:25.543	6	10.188	1:24.720	2	17.921	1:22.543	2	19.086	1:20.982
4	8.009	1:40.135	2	13.576	1:30.688	2	17.159	1:25.452	4	20.060	1:23.698	4	22.995	1:22.752
74	8.555	1:40.681	4	14.941	1:28.879	4	18.143	1:25.071	27	21.999	1:23.138	27	24.333	1:22.151
95	9.284	1:41.410	95	15.397	1:28.060	95	19.859	1:26.331	95	24.137	1:26.059	95	26.582	1:22.262
15	9.742	1:41.868	15	15.980	1:28.185	27	20.642	1:25.599	15	25.087	1:24.744	15	27.948	1:22.678
22	13.073	1:45.199	27	16.912	1:24.797	15	22.124	1:28.013	19	28.142	1:24.519	37	33.025	1:23.921
27	14.062	1:46.188	22	19.238	1:28.112	22	24.055	1:26.686	22	28.868	1:26.594	74	35.846	1:23.026
37	14.482	1:46.608	37	19.539	1:27.004	37	24.604	1:26.934	37	28.921	1:26.098	22	36.609	1:27.558
19	19.711	1:51.837	19	22.424	1:24.660	19	25.404	1:24.849	11	1 LAP	1:45.065	19	45.226	1:36.901
40	20.168	1:52.294	40	30.094	1:31.873	74	30.542	1:40.260	74	32.637	1:23.876	11	1 LAP	1:36.582
91	20.242	1:52.368	25	33.966	1:34.530	40	39.309	1:31.084	40	47.838	1:30.310	40	56.486	1:28.465
26	20.805	1:52.931	8	34.800	1:35.522	25	43.900	1:31.803	53	51.166	1:28.804	53	58.124	1:26.775
8	21.225	1:53.351	53	35.525	1:34.700	53	44.143	1:30.487	25	52.827	1:30.708	39	58.674	1:25.451
25	21.383	1:53.509	39	36.264	1:33.140	39	44.358	1:29.963	39	53.040	1:30.463	25	1:02.134	1:29.124
53	22.772	1:54.898	91	37.359	1:39.064	8	45.701	1:32.770	8	55.055	1:31.135	26	1:03.900	1:26.387
39	25.071	1:57.197	26	44.921	1:46.063	91	48.686	1:33.196	91	57.118	1:30.213	8	1:04.932	1:29.694
55	33.301	2:05.427	55	47.137	1:35.783	26	51.064	1:28.012	26	57.330	1:28.047	91	1:12.346	1:35.045
13	34.641	2:06.767	13	48.940	1:36.246	55	58.700	1:33.432	13	1:09.657	1:32.118	13	1:19.253	1:29.413
11	1:08.665	2:40.791				13	59.320	1:32.249	55	1:10.047	1:33.128	55	1:20.435	1:30.205

Weather / Track : Raining / Wet

Snetterton
Circuit Length = 1.9520 miles
Start: 13:24 End: 13:46

Quaife Radical Club Cup

RACE 1 - LAP CHART

Lap 6			Lap 7			Lap 8			Lap 9			Lap 10		
No	Behind	Laptime	No	Behind	Laptime	No	Behind	Laptime	No	Behind	Laptime	No	Behind	Laptime
24		1:20.642	24		1:20.870	24		1:20.822	24		1:19.381	1		1:20.510
1	1.246	1:19.490	1	0.769	1:20.393	1	0.200	1:20.253	1	0.689	1:19.870	39	1 LAP	1:26.096
7	5.690	1:20.613	91	1 LAP	1:30.595	26	1 LAP	1:25.667	11	2 LAPS	1:31.900	24	0.568	1:21.767
20	6.021	1:20.215	20	6.824	1:21.673	8	1 LAP	1:29.678	25	1 LAP	1:28.032	40	1 LAP	1:28.929
75	7.161	1:19.615	7	7.245	1:22.425	20	5.613	1:19.611	26	1 LAP	1:25.591	53	1 LAP	1:28.124
5	13.076	1:21.554	13	1 LAP	1:33.093	7	7.560	1:21.137	20	8.107	1:21.875	20	8.224	1:21.316
6	17.656	1:21.721	55	1 LAP	1:32.899	91	1 LAP	1:32.263	7	9.235	1:21.056	7	10.993	1:22.957
2	18.995	1:20.551	5	14.358	1:22.152	5	18.206	1:24.670	8	1 LAP	1:29.408	25	1 LAP	1:29.556
4	24.330	1:21.977	75	17.590	1:31.299	75	19.837	1:23.069	5	20.070	1:21.245	5	19.516	1:20.645
27	24.963	1:21.272	6	18.675	1:21.889	6	20.881	1:23.028	75	21.244	1:20.788	2	20.897	1:19.624
95	28.353	1:22.413	2	18.912	1:20.787	2	21.205	1:23.115	2	22.472	1:20.648	11	2 LAPS	1:36.187
15	29.129	1:21.823	4	25.329	1:21.869	13	1 LAP	1:33.152	6	23.007	1:21.507	75	21.556	1:21.511
37	33.452	1:21.069	95	30.317	1:22.834	55	1 LAP	1:32.904	91	1 LAP	1:33.407	8	1 LAP	1:30.025
74	35.999	1:20.795	15	30.915	1:22.656	4	26.574	1:22.067	4	28.017	1:20.824	6	22.915	1:21.107
22	40.309	1:24.342	37	33.546	1:20.964	95	30.269	1:20.774	13	1 LAP	1:28.748	26	1 LAP	1:38.531
19	48.116	1:23.532	74	36.267	1:21.138	15	32.022	1:21.929	95	33.096	1:22.208	4	28.811	1:21.993
11	1 LAP	1:32.731	27	37.621	1:33.528	37	32.906	1:20.182	55	1 LAP	1:28.639	95	34.334	1:22.437
40	1:02.998	1:27.154	22	43.296	1:23.857	74	36.082	1:20.637	15	34.264	1:21.623	37	36.214	1:23.144
53	1:03.683	1:26.201	19	48.758	1:21.512	27	37.098	1:20.299	37	34.269	1:20.744	15	38.306	1:25.241
39	1:03.906	1:25.874	40	1:08.992	1:26.864	22	46.209	1:23.735	74	37.080	1:20.379	74	38.582	1:22.701
25	1:10.849	1:29.357	39	1:10.083	1:27.047	19	49.219	1:21.283	27	37.812	1:20.095	91	1 LAP	1:33.825
8	1:15.068	1:30.778	53	1:10.139	1:27.326	40	1:14.732	1:26.562	19	50.114	1:20.276	13	1 LAP	1:31.080
26	1:17.149	1:33.891	11	1 LAP	1:34.314	39	1:14.904	1:25.643	22	50.465	1:23.637	55	1 LAP	1:30.796
			25	1:18.191	1:28.212	53	1:15.863	1:26.546				19	49.540	1:20.625
												27	50.372	1:33.759
												22	52.722	1:23.456

Weather / Track : Raining / Wet

Snetterton
Circuit Length = 1.9520 miles
Start: 13:24 End: 13:46

Quaife Radical Club Cup
RACE 1 - LAP CHART


Lap 11			Lap 12			Lap 13			Lap 14			Lap 15		
No	Behind	Laptime	No	Behind	Laptime	No	Behind	Laptime	No	Behind	Laptime	No	Behind	Laptime
1		1:18.262	1		1:18.347	1		1:18.751	1		1:19.397	1		1:21.483
24	2.183	1:19.877	24	3.733	1:19.897	24	3.101	1:18.119	55	2 LAPS	1:32.542	24	6.514	1:23.903
39	1 LAP	1:24.593	39	1 LAP	1:23.770	20	14.654	1:20.726	11	3 LAPS	1:39.596	91	2 LAPS	1:31.146
53	1 LAP	1:24.312	20	12.679	1:20.917	7	17.240	1:21.103	24	4.094	1:20.390	13	2 LAPS	1:31.545
20	10.109	1:20.147	7	14.888	1:20.249	39	1 LAP	1:24.938	20	15.513	1:20.256	55	2 LAPS	1:31.926
40	1 LAP	1:26.232	53	1 LAP	1:24.719	53	1 LAP	1:23.700	7	17.964	1:20.121	20	15.018	1:20.988
7	12.986	1:20.255	40	1 LAP	1:25.211	2	23.842	1:20.166	39	1 LAP	1:23.690	11	3 LAPS	1:36.434
5	21.610	1:20.356	2	22.427	1:18.675	5	24.180	1:20.329	2	23.902	1:19.457	7	17.532	1:21.051
2	22.099	1:19.464	5	22.602	1:19.339	40	1 LAP	1:26.148	5	25.233	1:20.450	2	21.839	1:19.420
75	23.330	1:20.036	75	24.825	1:19.842	75	25.661	1:19.587	75	26.969	1:20.705	5	22.906	1:19.156
25	1 LAP	1:29.351	6	27.666	1:20.066	6	30.025	1:21.110	53	1 LAP	1:25.604	39	1 LAP	1:27.675
6	25.947	1:21.294	4	34.805	1:20.995	4	37.629	1:21.575	40	1 LAP	1:26.216	6	32.582	1:21.860
4	32.157	1:21.608	25	1 LAP	1:29.467	25	1 LAP	1:27.805	6	32.205	1:21.577	75	34.090	1:28.604
8	1 LAP	1:28.556	26	1 LAP	1:26.895	37	45.663	1:22.291	4	39.161	1:20.929	40	1 LAP	1:27.730
26	1 LAP	1:27.043	37	42.123	1:21.858	95	48.434	1:23.806	37	46.840	1:20.574	4	39.297	1:21.619
95	38.554	1:22.482	95	43.379	1:23.172	15	49.068	1:23.485	95	51.137	1:22.100	37	46.964	1:21.607
37	38.612	1:20.660	15	44.334	1:22.023	26	1 LAP	1:26.567	15	51.584	1:21.913	53	1 LAP	1:44.206
15	40.658	1:20.614	8	1 LAP	1:32.587	8	1 LAP	1:27.781	25	1 LAP	1:29.173	15	51.080	1:20.979
74	40.925	1:20.605	19	55.215	1:21.896	19	56.703	1:20.239	26	1 LAP	1:26.234	95	51.977	1:22.323
11	2 LAPS	1:38.939	27	56.211	1:20.913	27	1:03.195	1:25.735	19	58.890	1:21.584	19	58.807	1:21.400
91	1 LAP	1:29.885	11	2 LAPS	1:35.972	74	1:10.784	1:23.047	8	1 LAP	1:27.842	25	1 LAP	1:29.295
19	51.666	1:20.388	91	1 LAP	1:30.865	22	1:11.395	1:25.463	27	1:04.026	1:20.228	27	1:03.422	1:20.879
13	1 LAP	1:29.481	22	1:04.683	1:25.857	91	1 LAP	1:33.645	74	1:12.973	1:21.586	26	1 LAP	1:29.032
27	53.645	1:21.535	13	1 LAP	1:30.353	13	1 LAP	1:31.872	22	1:15.566	1:23.568	74	1:12.275	1:20.785
55	1 LAP	1:30.601	55	1 LAP	1:29.018							8	1 LAP	1:30.174
22	57.173	1:22.713	74	1:06.488	1:43.910							22	1:18.099	1:24.016

Weather / Track : Raining / Wet

Snetterton
 Circuit Length = 1.9520 miles
 Start: 13:24 End: 13:46

Quaife Radical Club Cup

RACE 8 - GRID

ROW 13	55 Graham RIDGEWAY	11 Ian CHARLES
ROW 12	91 David FRANKLAND	13 Simon GARMSTON
ROW 11	26 Mark BOOT	8 Jon MORRIS
ROW 10	53 Tim PORTER	25 Andrew HARWOOD
ROW 9	39 Paul MARSHAM	40 Mark WHITE
ROW 8	74 James ABBOTT	22 Gary BAXTER
ROW 7	23 Tom ASHTON	27 Ray WOOLHEAD
ROW 6	15 Richard CARVER	95 Richard STABLES
ROW 5	4 Mark ABBOTT	37 Bill HENDERSON
ROW 4	6 Nigel PLACE	75 Paul STEELE
ROW 3	2 Steven BURGESS	5 Rachel DAVIES
ROW 2	20 Simon FISH	7 Darren LUKE
ROW 1	1 Colin MILLAR	24 Chris HILLABY
Pole		
		

Snetterton
Circuit Length = 1.9520 miles

These results are provisional until the conclusion of any judicial and technical matters.

Clerk of Course :

Timekeeper :

Quaife Radical Club Cup

RACE 8 - CLASSIFICATION

POS	NO	CL	NAME	ENTRY	LAPS	TIME	GAP	DIFF	MPH	BEST	ON
1	7	P	Darren LUKE	Radical PR6	15	20:02.150			87.68	1:18.149	11
2	2	S	Steven BURGESS	Radical SR3	15	20:11.256	9.106	9.106	87.02	1:18.045	12
3	20	S	Simon FISH	Radical SR3	15	20:14.602	12.452	3.346	86.78	1:18.134	11
4	5	S	Rachel DAVIES	Radical SR3	15	20:22.496	20.346	7.894	86.22	1:17.874	10
5	6	P	Nigel PLACE	Radical PR6	15	20:32.622	30.472	10.126	85.51	1:18.976	14
6	37	I	Bill HENDERSON	Radical SR3	15	20:33.392	31.242	0.770	85.46	1:19.496	8
7	75	S	Paul STEELE	Radical SR3	15	20:34.041	31.891	0.649	85.41	1:18.400	14
8	27	S	Ray WOOLHEAD	Radical SR3 RS	15	20:34.213	32.063	0.172	85.40	1:18.578	14
9	15	S	Richard CARVER	Radical SR3	15	20:34.929	32.779	0.716	85.35	1:18.813	14
10	95	P	Richard STABLES	Radical PR6	15	20:47.822	45.672	12.893	84.47	1:20.525	9
11	4	P	Mark ABBOTT	Radical PR6	15	20:55.898	53.748	8.076	83.92	1:19.965	12
12	22	S	Gary BAXTER	Radical SR3	15	21:19.037	1:16.887	23.139	82.41	1:21.645	13
13	26	P	Mark BOOT	Radical PR6	15	21:24.112	1:21.962	5.075	82.08	1:22.160	15
14	39	S	Paul MARSHAM	Radical SR3	14	20:04.060	1 lap	1 lap	81.70	1:22.468	13
15	53	I	Tim PORTER	Radical Clubsport	14	20:21.487	1 lap	17.427	80.54	1:22.607	14
16	91	I	David FRANKLAND	Radical PR6	14	20:58.796	1 lap	37.309	78.15	1:26.500	10
17	25	C	Andrew HARWOOD	Radical Clubsport	14	20:58.814	1 lap	0.018	78.15	1:25.432	13
18	8	C	Jon MORRIS	Radical Clubsport	14	20:59.891	1 lap	1.077	78.08	1:25.357	13
19	13	C	Simon GARMSTON	Radical Clubsport	14	21:28.718	1 lap	28.827	76.33	1:27.491	13
20	55	C	Graham RIDGEWAY	Radical Clubsport	13	20:21.582	2 laps	1 lap	74.78	1:26.874	11
21	31	C	Vincent RASSAT	Radical Clubsport	13	20:37.939	2 laps	16.357	73.79	1:29.147	8
22	11	C	Ian CHARLES	Radical Clubsport	13	21:00.276	2 laps	22.337	72.48	1:30.339	11

NOT CLASSIFIED

DNF 74	P	James ABBOTT	Radical PR06	10	20:10.695	5 laps	3 laps	58.04	1:19.722	5
DNC 23	S	Tom ASHTON	Radical PR6	10	20:52.176	5 laps	2:15.265	56.11	1:17.676	6
DNF 40	S	Mark WHITE	Radical SR3	3	6:07.562	12 laps	7 laps	57.35	1:26.835	3
DNF 1	S	Colin MILLAR	Radical SR3 RS	2	2:49.856	13 laps	1 lap	82.74	1:20.712	2
DNF 24	S	Chris HILLABY	Radical SR3 RS	0						

FASTEST LAP

23	S	Tom ASHTON	Radical PR6	6	1:17.676	90.46 mph	145.59 kph
7	P	Darren LUKE	Radical PR6	11	1:18.149	89.91 mph	144.71 kph
37	I	Bill HENDERSON	Radical SR3	8	1:19.496	88.39 mph	142.25 kph
8	C	Jon MORRIS	Radical Clubsport	13	1:25.357	82.32 mph	132.49 kph

Weather / Track : Cloudy / Wet

These results are provisional until the conclusion of any judicial and technical matters.

Snetterton

Circuit Length = 1.9520 miles

Start: 17:13 End: 17:34

Clerk of Course :

Timekeeper :

Quaife Radical Club Cup
RACE 8 - LAP CHART

Lap 1			Lap 2			Lap 3			Lap 4			Lap 5		
No	Behind	Laptime	No	Behind	Laptime	No	Behind	Laptime	No	Behind	Laptime	No	Behind	Laptime
20		1:28.656	20		1:20.983	20		1:19.960	20		1:20.116	7		1:19.112
1	0.488	1:29.144	1	0.217	1:20.712	7	0.792	1:19.888	7	0.125	1:19.449	11	1 LAP	1:34.745
7	1.523	1:30.179	7	0.864	1:20.324	2	2.982	1:20.694	2	3.299	1:20.433	31	1 LAP	1:38.598
2	1.594	1:30.250	2	2.248	1:21.637	6	8.693	1:22.081	6	10.068	1:21.491	20	4.363	1:23.600
6	3.736	1:32.392	6	6.572	1:23.819	75	9.701	1:22.126	75	10.750	1:21.165	2	4.808	1:20.746
5	4.716	1:33.372	75	7.535	1:22.831	4	11.328	1:22.564	4	14.261	1:23.049	6	12.242	1:21.411
75	5.687	1:34.343	4	8.724	1:23.037	37	11.830	1:22.479	27	15.670	1:23.340	75	12.912	1:21.399
4	6.670	1:35.326	37	9.311	1:22.914	27	12.446	1:21.583	37	15.842	1:24.128	5	19.154	1:22.189
37	7.380	1:36.036	27	10.823	1:22.669	95	15.062	1:23.027	5	16.202	1:20.378	27	19.637	1:23.204
95	8.168	1:36.824	95	11.995	1:24.810	5	15.940	1:22.078	95	18.159	1:23.213	37	21.705	1:25.100
27	9.137	1:37.793	15	12.729	1:23.716	15	16.835	1:24.066	15	18.934	1:22.215	95	22.135	1:23.213
15	9.996	1:38.652	74	13.601	1:22.361	40	26.237	1:26.835	74	27.333	1:20.930	15	22.646	1:22.949
40	12.099	1:40.755	5	13.822	1:30.089	74	26.519	1:32.878	22	34.895	1:27.225	74	27.818	1:19.722
74	12.223	1:40.879	40	19.362	1:28.246	39	27.336	1:27.737	39	35.522	1:28.302	4	32.096	1:37.072
39	13.576	1:42.232	39	19.559	1:26.966	22	27.786	1:26.238	26	38.304	1:25.570	22	39.128	1:23.470
22	15.249	1:43.905	22	21.508	1:27.242	26	32.850	1:27.816	53	40.422	1:26.347	39	40.466	1:24.181
25	15.978	1:44.634	25	24.789	1:29.794	53	34.191	1:27.521	25	43.838	1:28.116	26	43.627	1:24.560
8	17.505	1:46.161	26	24.994	1:27.619	25	35.838	1:31.009	8	44.591	1:28.149	53	46.456	1:25.271
26	18.358	1:47.014	8	26.218	1:29.696	8	36.558	1:30.300	91	46.510	1:28.027	25	52.565	1:27.964
53	18.855	1:47.511	53	26.630	1:28.758	91	38.599	1:27.990	55	52.298	1:29.763	8	53.639	1:28.285
13	20.253	1:48.909	91	30.569	1:30.573	55	42.651	1:29.732	13	1:04.564	1:29.129	91	55.627	1:28.354
91	20.979	1:49.635	55	32.879	1:31.421	13	55.551	1:37.985				55	1:01.648	1:28.587
55	22.441	1:51.097	11	34.251	1:32.231	31	1:04.275	1:45.110				13	1:14.399	1:29.072
11	23.003	1:51.659	13	37.526	1:38.256	11	1:07.191	1:52.900						
31	25.296	1:53.952	31	39.125	1:34.812									

Weather / Track : Cloudy / Wet

Snetterton
Circuit Length = 1.9520 miles
Start: 17:13 End: 17:34

Quaife Radical Club Cup
RACE 8 - LAP CHART

Lap 6			Lap 7			Lap 8			Lap 9			Lap 10		
No	Behind	Laptime	No	Behind	Laptime	No	Behind	Laptime	No	Behind	Laptime	No	Behind	Laptime
7		1:18.800	7		1:20.583	7		1:18.967	7		1:20.315	7		1:18.956
20	5.960	1:20.397	13	1 LAP	1:28.738	2	5.921	1:19.052	25	1 LAP	1:31.301	2	6.725	1:20.415
2	6.502	1:20.494	2	5.836	1:19.917	20	7.442	1:19.683	91	1 LAP	1:31.060	20	7.266	1:19.640
6	15.662	1:22.220	20	6.726	1:21.349	13	1 LAP	1:27.982	2	5.266	1:19.660	25	1 LAP	1:28.477
75	16.293	1:22.181	55	1 LAP	1:50.703	75	16.522	1:20.430	20	6.582	1:19.455	91	1 LAP	1:28.394
11	1 LAP	1:33.490	75	15.059	1:19.349	6	18.627	1:20.781	8	1 LAP	1:38.537	8	1 LAP	1:26.923
31	1 LAP	1:33.445	6	16.813	1:21.734	5	20.063	1:19.310	75	16.966	1:20.759	75	17.228	1:19.218
5	19.546	1:19.192	5	19.720	1:20.757	27	22.721	1:20.245	5	19.214	1:19.466	5	18.132	1:17.874
27	21.343	1:20.506	27	21.443	1:20.683	55	1 LAP	1:29.608	6	20.826	1:22.514	6	23.404	1:21.534
37	22.695	1:19.790	37	23.329	1:21.217	37	23.858	1:19.496	13	1 LAP	1:28.522	37	25.484	1:21.017
15	24.486	1:20.640	15	26.275	1:22.372	15	27.244	1:19.936	37	23.423	1:19.880	27	27.567	1:20.414
95	26.824	1:23.489	95	28.564	1:22.323	95	31.445	1:21.848	27	26.109	1:23.703	13	1 LAP	1:28.406
23	5 LAPS	8:35.387	74	29.457	1:21.061	74	31.933	1:21.443	15	27.425	1:20.496	15	30.572	1:22.103
74	28.979	1:19.961	11	1 LAP	1:33.646	23	5 LAPS	1:22.523	55	1 LAP	1:28.312	95	33.460	1:20.761
4	36.319	1:23.023	23	5 LAPS	1:23.648	4	40.529	1:22.180	95	31.655	1:20.525	23	5 LAPS	1:18.929
22	43.229	1:22.901	31	1 LAP	1:33.584	31	1 LAP	1:31.740	23	5 LAPS	1:25.274	4	44.048	1:21.316
39	44.395	1:22.729	4	37.316	1:21.580	11	1 LAP	1:33.601	4	41.688	1:21.474	55	1 LAP	1:43.141
26	48.232	1:23.405	22	45.769	1:23.123	22	49.652	1:22.850	31	1 LAP	1:29.147	22	1:00.097	1:25.269
53	51.836	1:24.180	39	47.032	1:23.220	39	51.097	1:23.032	22	53.784	1:24.447	39	1:01.635	1:24.337
25	1:02.001	1:28.236	26	51.011	1:23.362	26	54.538	1:22.494	39	56.254	1:25.472	26	1:02.552	1:24.028
8	1:02.925	1:28.086	53	55.331	1:24.078	53	1:00.691	1:24.327	11	1 LAP	1:31.824	31	1 LAP	1:32.364
91	1:04.148	1:27.321	25	1:09.456	1:28.038				26	57.480	1:23.257	11	1 LAP	1:31.424
			8	1:09.751	1:27.409				74	1:02.113	1:50.495			
			91	1:10.439	1:26.874				53	1:13.255	1:32.879			

Weather / Track : Cloudy / Wet

Snetterton
 Circuit Length = 1.9520 miles
 Start: 17:13 End: 17:34

Quaife Radical Club Cup
RACE 8 - LAP CHART


Lap 11			Lap 12			Lap 13			Lap 14			Lap 15		
No	Behind	Laptime	No	Behind	Laptime	No	Behind	Laptime	No	Behind	Laptime	No	Behind	Laptime
7		1:18.149	7		1:18.747	7		1:19.810	7		1:18.727	7		1:20.144
53	1 LAP	1:24.792	53	1 LAP	1:24.284	2	7.478	1:19.986	55	2 LAPS	1:27.813	39	1 LAP	1:23.461
20	7.251	1:18.134	20	6.840	1:18.336	31	2 LAPS	1:31.549	2	8.088	1:19.337	2	9.106	1:21.162
2	8.004	1:19.428	2	7.302	1:18.045	53	1 LAP	1:24.911	20	13.619	1:18.901	20	12.452	1:18.977
91	1 LAP	1:26.500	11	2 LAPS	1:47.026	20	13.445	1:26.415	53	1 LAP	1:24.021	53	1 LAP	1:22.607
5	20.723	1:20.740	5	21.558	1:19.582	5	20.185	1:18.437	5	20.742	1:19.284	55	2 LAPS	1:35.737
25	1 LAP	1:29.838	6	29.840	1:22.264	11	2 LAPS	1:30.339	31	2 LAPS	1:31.533	5	20.346	1:19.748
8	1 LAP	1:27.235	37	30.597	1:22.253	6	29.707	1:19.677	6	29.956	1:18.976	6	30.472	1:20.660
6	26.323	1:21.068	91	1 LAP	1:29.614	37	30.659	1:19.872	37	31.448	1:19.516	37	31.242	1:19.938
37	27.091	1:19.756	25	1 LAP	1:27.907	75	32.290	1:19.741	75	31.963	1:18.400	75	31.891	1:20.072
27	29.506	1:20.088	27	32.095	1:21.336	27	33.156	1:20.871	27	33.007	1:18.578	27	32.063	1:19.200
75	29.897	1:30.818	75	32.359	1:21.209	15	33.852	1:20.875	15	33.938	1:18.813	15	32.779	1:18.985
15	32.123	1:19.700	15	32.787	1:19.411	91	1 LAP	1:29.136	11	2 LAPS	1:32.248	31	2 LAPS	1:32.556
95	37.078	1:21.767	8	1 LAP	1:28.736	95	41.022	1:21.608	95	44.165	1:21.870	95	45.672	1:21.651
23	5 LAPS	1:17.676	95	39.224	1:20.893	23	5 LAPS	1:18.539	23	5 LAPS	1:23.138	23	5 LAPS	1:24.147
4	47.278	1:21.379	23	5 LAPS	1:22.915	25	1 LAP	1:30.436	91	1 LAP	1:27.491	4	53.748	1:23.539
13	1 LAP	1:39.729	4	48.496	1:19.965	8	1 LAP	1:27.334	25	1 LAP	1:25.432	91	1 LAP	1:27.827
22	1:05.296	1:23.348	13	1 LAP	1:28.202	4	48.865	1:20.179	8	1 LAP	1:25.357	25	1 LAP	1:27.632
55	1 LAP	1:28.794	22	1:09.298	1:22.749	13	1 LAP	1:27.815	4	50.353	1:20.215	8	1 LAP	1:27.683
39	1:06.616	1:23.130	26	1:12.332	1:23.710	22	1:11.133	1:21.645	22	1:14.408	1:22.002	11	2 LAPS	1:35.143
26	1:07.369	1:22.966	55	1 LAP	1:26.874	74	3 LAPS	5:27.181 P	13	1 LAP	1:27.491	22	1:16.887	1:22.623
31	1 LAP	1:29.549	39	1:14.662	1:26.793	26	1:16.043	1:23.521	26	1:19.946	1:22.630	26	1:21.962	1:22.160
						39	1:17.320	1:22.468				13	1 LAP	1:28.482

Weather / Track : Cloudy / Wet

Snetterton
 Circuit Length = 1.9520 miles
 Start: 17:13 End: 17:34

Quaife Radical Club Cup

RACE 9 - GRID

ROW 14	24	Chris HILLABY		
ROW 13	40	Mark WHITE	1	Colin MILLAR
ROW 12	74	James ABBOTT	23	Tom ASHTON
ROW 11	31	Vincent RASSAT	11	Ian CHARLES
ROW 10	13	Simon GARMSTON	55	Graham RIDGEWAY
ROW 9	25	Andrew HARWOOD	8	Jon MORRIS
ROW 8	53	Tim PORTER	91	David FRANKLAND
ROW 7	26	Mark BOOT	39	Paul MARSHAM
ROW 6	4	Mark ABBOTT	22	Gary BAXTER
ROW 5	15	Richard CARVER	95	Richard STABLES
ROW 4	75	Paul STEELE	27	Ray WOOLHEAD
ROW 3	6	Nigel PLACE	37	Bill HENDERSON
ROW 2	20	Simon FISH	5	Rachel DAVIES
ROW 1	7	Darren LUKE	2	Steven BURGESS
Pole				
				

Snetterton
Circuit Length = 1.9520 miles

These results are provisional until the conclusion of any judicial and technical matters.

Clerk of Course :

Timekeeper :

Quaife Radical Club Cup

RACE 9 - CLASSIFICATION

POS	NO	CL	NAME	ENTRY	LAPS	TIME	GAP	DIFF	MPH	BEST	ON
1	7	P	Darren LUKE	Radical PR6	16	20:25.385			91.75	1:14.210	15
2	2	S	Steven BURGESS	Radical SR3	16	20:27.195	1.810	1.810	91.61	1:14.267	15
3	5	S	Rachel DAVIES	Radical SR3	16	20:27.863	2.478	0.668	91.56	1:13.854	12
4	20	S	Simon FISH	Radical SR3	16	20:28.293	2.908	0.430	91.53	1:14.094	13
5	1	S	Colin MILLAR	Radical SR3 RS	16	20:42.131	16.746	13.838	90.51	1:13.153	15
6	15	S	Richard CARVER	Radical SR3	16	20:48.408	23.023	6.277	90.06	1:14.028	16
7	27	S	Ray WOOLHEAD	Radical SR3 RS	16	20:48.882	23.497	0.474	90.02	1:15.801	13
8	24	S	Chris HILLABY	Radical SR3 RS	16	20:50.843	25.458	1.961	89.88	1:14.009	14
9	95	P	Richard STABLES	Radical PR6	16	21:00.026	34.641	9.183	89.23	1:15.130	16
10	74	P	James ABBOTT	Radical PR06	16	21:14.136	48.751	14.110	88.24	1:14.774	14
11	75	S	Paul STEELE	Radical SR3	16	21:22.093	56.708	7.957	87.69	1:16.729	13
12	22	S	Gary BAXTER	Radical SR3	16	21:35.353	1:09.968	13.260	86.79	1:18.026	12
13	91	I	David FRANKLAND	Radical PR6	16	21:37.811	1:12.426	2.458	86.63	1:18.530	15
14	39	S	Paul MARSHAM	Radical SR3	16	21:39.200	1:13.815	1.389	86.54	1:16.326	14
15	53	I	Tim PORTER	Radical Clubsport	16	21:46.718	1:21.333	7.518	86.04	1:17.732	15
16	40	S	Mark WHITE	Radical SR3	15	21:14.194	1 lap	1 lap	82.72	1:19.922	13
17	25	C	Andrew HARWOOD	Radical Clubsport	15	21:21.725	1 lap	7.531	82.23	1:21.601	8
18	13	C	Simon GARMSTON	Radical Clubsport	15	21:26.085	1 lap	4.360	81.95	1:21.428	15
19	55	C	Graham RIDGEWAY	Radical Clubsport	15	21:36.961	1 lap	10.876	81.27	1:21.897	13
20	31	C	Vincent RASSAT	Radical Clubsport	14	20:32.140	2 laps	1 lap	79.84	1:22.092	13
21	11	C	Ian CHARLES	Radical Clubsport	14	20:46.672	2 laps	14.532	78.91	1:23.928	14
22	23	S	Tom ASHTON	Radical PR6	14	20:47.201	2 laps	0.529	78.88	1:18.467	14
23	8	C	Jon MORRIS	Radical Clubsport	14	20:59.207	2 laps	12.006	78.12	1:21.568	14

NOT CLASSIFIED

DNF 6	P	Nigel PLACE	Radical PR6	12	17:37.488	4 laps	2 laps	79.74	1:14.917	12
DNF 4	P	Mark ABBOTT	Radical PR6	12	17:22.191	4 laps	0.720	80.91	1:15.177	11
DNF 26	P	Mark BOOT	Radical PR6	2	3:30.527	14 laps	10 laps	66.75	1:44.503	2

FASTEST LAP

1	S	Colin MILLAR	Radical SR3 RS	15	1:13.153	96.06 mph	154.59 kph
7	P	Darren LUKE	Radical PR6	15	1:14.210	94.69 mph	152.39 kph
53	I	Tim PORTER	Radical Clubsport	15	1:17.732	90.40 mph	145.48 kph
13	C	Simon GARMSTON	Radical Clubsport	15	1:21.428	86.29 mph	138.88 kph

Weather / Track : Bright / Damp

These results are provisional until the conclusion of any judicial and technical matters.

Snetterton

Circuit Length = 1.9520 miles

Start: 09:28 End: 09:50

Clerk of Course :

Timekeeper :

Quaife Radical Club Cup
RACE 9 - LAP CHART

Lap 1			Lap 2			Lap 3			Lap 4			Lap 5		
No	Behind	Laptime	No	Behind	Laptime	No	Behind	Laptime	No	Behind	Laptime	No	Behind	Laptime
7		1:22.637	7		1:17.309	7		1:16.946	7		1:16.950	7		1:17.414
2	1.906	1:24.543	2	2.393	1:17.796	2	2.719	1:17.272	2	2.559	1:16.790	2	2.944	1:17.799
75	6.211	1:28.848	75	7.415	1:18.513	75	8.267	1:17.798	5	9.743	1:18.358	5	8.634	1:16.305
20	6.512	1:29.149	5	8.582	1:19.317	5	8.335	1:16.699	20	12.000	1:19.697	20	11.168	1:16.582
5	6.574	1:29.211	20	8.791	1:19.588	20	9.253	1:17.408	27	13.448	1:19.913	27	12.822	1:16.788
4	7.052	1:29.689	27	9.867	1:19.108	27	10.485	1:17.564	4	15.740	1:19.834	4	16.362	1:18.036
27	8.068	1:30.705	4	10.236	1:20.493	4	12.856	1:19.566	6	16.679	1:20.088	6	17.329	1:18.064
6	8.234	1:30.871	6	10.685	1:19.760	6	13.541	1:19.802	15	17.181	1:19.941	15	17.795	1:18.028
15	9.312	1:31.949	15	12.028	1:20.025	15	14.190	1:19.108	24	18.085	1:19.919	24	18.211	1:17.540
91	10.466	1:33.103	95	13.262	1:19.499	24	15.116	1:18.288	95	19.104	1:19.651	95	19.736	1:18.046
95	11.072	1:33.709	24	13.774	1:19.659	95	16.403	1:20.087	74	20.374	1:19.297	74	20.584	1:17.624
24	11.424	1:34.061	91	15.648	1:22.491	74	18.027	1:19.055	1	20.694	1:17.610	1	21.232	1:17.952
39	12.291	1:34.928	74	15.918	1:20.297	91	19.376	1:20.674	91	23.594	1:21.168	91	26.460	1:20.280
74	12.930	1:35.567	39	16.880	1:21.898	1	20.034	1:18.125	39	23.740	1:19.959	75	31.852	1:19.908
53	14.099	1:36.736	1	18.855	1:17.726	39	20.731	1:20.797	53	28.444	1:21.774	53	32.564	1:21.534
22	15.457	1:38.094	53	18.861	1:22.071	53	23.620	1:21.705	75	29.358	1:38.041	39	33.352	1:27.026
23	18.301	1:40.938	22	21.041	1:22.893	22	26.146	1:22.051	22	31.482	1:22.286	22	34.699	1:20.631
1	18.438	1:41.075	13	28.634	1:26.142	13	36.629	1:24.941	13	44.376	1:24.697	13	51.088	1:24.126
13	19.801	1:42.438	23	28.672	1:27.680	23	38.763	1:27.037	40	47.055	1:25.180	40	53.495	1:23.854
55	20.263	1:42.900	40	29.023	1:25.048	40	38.825	1:26.748	25	47.683	1:24.101	25	53.768	1:23.499
25	21.281	1:43.918	55	31.378	1:28.424	25	40.532	1:25.959	23	47.839	1:26.026	23	56.107	1:25.682
40	21.284	1:43.921	25	31.519	1:27.547	55	47.888	1:33.456	55	56.627	1:25.689	55	1:05.171	1:25.958
26	23.387	1:46.024	31	37.507	1:30.347	31	49.714	1:29.153	31	59.322	1:26.558	31	1:07.297	1:25.389
31	24.469	1:47.106	8	44.719	1:33.956	11	56.261	1:28.300	11	1:06.371	1:27.060	11	1:16.322	1:27.365
11	25.052	1:47.689	11	44.907	1:37.164	8	59.258	1:31.485	8	1:13.383	1:31.075			
8	28.072	1:50.709	26	50.581	1:44.503									

Weather / Track : Bright / Damp

Snetterton
Circuit Length = 1.9520 miles
Start: 09:28 End: 09:50

Quaife Radical Club Cup
RACE 9 - LAP CHART

Lap 6			Lap 7			Lap 8			Lap 9			Lap 10		
No	Behind	Laptime	No	Behind	Laptime	No	Behind	Laptime	No	Behind	Laptime	No	Behind	Laptime
7		1:17.385	7		1:16.975	7		1:17.547	7		1:16.005	7		1:17.025
2	2.964	1:17.405	2	2.694	1:16.705	2	2.473	1:17.326	23	1 LAP	1:25.007	25	1 LAP	1:25.325
5	8.153	1:16.904	5	9.172	1:17.994	55	1 LAP	1:25.804	2	2.284	1:15.816	2	1.378	1:16.119
8	1 LAP	1:30.209	20	9.471	1:16.746	31	1 LAP	1:24.886	5	6.674	1:15.525	40	1 LAP	1:22.363
20	9.700	1:15.917	11	1 LAP	1:28.150	5	7.154	1:15.529	20	7.170	1:15.453	5	4.743	1:15.094
27	11.738	1:16.301	27	11.242	1:16.479	20	7.722	1:15.798	55	1 LAP	1:24.382	20	5.037	1:14.892
4	16.528	1:17.551	4	17.540	1:17.987	27	11.947	1:18.252	27	13.272	1:17.330	13	1 LAP	1:23.979
6	17.476	1:17.532	24	18.184	1:17.082	4	17.510	1:17.517	31	1 LAP	1:24.706	27	14.159	1:17.912
24	18.077	1:17.251	6	19.236	1:18.735	24	18.056	1:17.419	6	20.419	1:18.044	1	19.490	1:15.081
15	19.049	1:18.639	15	20.071	1:17.997	6	18.380	1:16.691	4	20.716	1:19.211	6	20.958	1:17.564
95	20.309	1:17.958	1	21.874	1:17.668	15	20.382	1:17.858	1	21.434	1:17.032	4	21.210	1:17.519
74	20.698	1:17.499	74	22.014	1:18.291	1	20.407	1:16.080	15	21.693	1:17.316	55	1 LAP	1:25.981
1	21.181	1:17.334	95	22.242	1:18.908	11	1 LAP	1:28.701	74	22.621	1:17.320	15	21.692	1:17.024
91	28.829	1:19.754	8	1 LAP	1:32.611	74	21.306	1:16.839	24	22.907	1:20.856	24	24.259	1:18.377
75	33.923	1:19.456	91	31.767	1:19.913	95	22.541	1:17.846	95	24.349	1:17.813	95	24.415	1:17.091
53	35.469	1:20.290	75	35.359	1:18.411	91	35.722	1:21.502	11	1 LAP	1:27.904	31	1 LAP	1:38.510
39	35.884	1:19.917	53	39.003	1:20.509	75	37.115	1:19.303	75	39.844	1:18.734	75	40.366	1:17.547
22	37.508	1:20.194	39	39.071	1:20.162	8	1 LAP	1:31.930	91	40.107	1:20.390	11	1 LAP	1:27.413
13	57.050	1:23.347	22	40.482	1:19.949	53	41.262	1:19.806	53	44.204	1:18.947	74	45.260	1:39.664
25	59.556	1:23.173	13	1:02.608	1:22.533	39	41.656	1:20.132	22	45.970	1:19.340	91	46.304	1:23.222
40	1:02.063	1:25.953	25	1:04.718	1:22.137	22	42.635	1:19.700	39	46.676	1:21.025	53	46.941	1:19.762
23	1:03.242	1:24.520	40	1:08.221	1:23.133	25	1:08.772	1:21.601	8	1 LAP	1:31.517	22	47.691	1:18.746
55	1:12.635	1:24.849	23	1:10.341	1:24.074	40	1:13.145	1:22.471				39	49.391	1:19.740
31	1:14.266	1:24.354				13	1:15.543	1:30.482				23	1 LAP	2:15.253 P
												8	1 LAP	1:26.501

Weather / Track : Bright / Damp

Snetterton
Circuit Length = 1.9520 miles
Start: 09:28 End: 09:50

Quaife Radical Club Cup
RACE 9 - LAP CHART

Lap 11			Lap 12			Lap 13			Lap 14			Lap 15		
No	Behind	Laptime	No	Behind	Laptime	No	Behind	Laptime	No	Behind	Laptime	No	Behind	Laptime
7		1:15.125	7		1:14.347	7		1:15.200	7		1:15.495	7		1:14.210
2	1.225	1:14.972	2	1.731	1:14.853	2	1.737	1:15.206	2	1.238	1:14.996	2	1.295	1:14.267
5	4.962	1:15.344	5	4.469	1:13.854	5	3.372	1:14.103	11	2 LAPS	1:25.189	5	3.025	1:14.636
20	5.570	1:15.658	20	5.385	1:14.162	20	4.279	1:14.094	5	2.599	1:14.722	20	3.382	1:14.605
25	1 LAP	1:24.402	1	18.792	1:15.395	23	2 LAPS	1:24.466	20	2.987	1:14.203	11	2 LAPS	1:25.011
40	1 LAP	1:23.500	27	19.321	1:18.034	8	2 LAPS	1:25.609	23	2 LAPS	1:21.675	1	14.834	1:13.153
13	1 LAP	1:23.412	25	1 LAP	1:24.046	1	17.115	1:13.523	1	15.891	1:14.271	23	2 LAPS	1:20.474
27	15.634	1:16.600	40	1 LAP	1:23.732	27	19.922	1:15.801	8	2 LAPS	1:23.659	27	22.304	1:16.017
1	17.744	1:13.379	6	21.427	1:14.917	15	24.071	1:16.823	27	20.497	1:16.070	15	23.810	1:14.636
6	20.857	1:15.024	4	22.147	1:15.232	24	27.257	1:17.069	15	23.384	1:14.808	24	25.754	1:14.193
4	21.262	1:15.177	15	22.448	1:14.756	40	1 LAP	1:23.247	24	25.771	1:14.009	8	2 LAPS	1:22.959
15	22.039	1:15.472	13	1 LAP	1:24.733	25	1 LAP	1:25.877	40	1 LAP	1:19.922	95	34.326	1:15.616
24	25.060	1:15.926	24	25.388	1:14.675	95	32.066	1:18.619	95	32.920	1:16.349	40	1 LAP	1:21.786
95	26.658	1:17.368	95	28.647	1:16.336	13	1 LAP	1:23.814	25	1 LAP	1:24.472	25	1 LAP	1:22.209
55	1 LAP	1:24.363	55	1 LAP	1:23.832	75	47.637	1:16.729	13	1 LAP	1:22.376	74	48.582	1:15.669
75	43.375	1:18.134	75	46.108	1:17.080	74	47.844	1:15.676	74	47.123	1:14.774	75	53.238	1:17.661
31	1 LAP	1:24.936	74	47.368	1:15.785	55	1 LAP	1:24.999	75	49.787	1:17.645	13	1 LAP	1:27.637
74	45.930	1:15.795	91	54.632	1:19.019	91	58.342	1:18.910	55	1 LAP	1:21.897	55	1 LAP	1:21.937
91	49.960	1:18.781	53	55.400	1:18.434	53	58.927	1:18.727	91	1:01.393	1:18.546	53	1:05.282	1:17.732
53	51.313	1:19.497	22	55.917	1:18.026	22	59.283	1:18.566	53	1:01.760	1:18.328	91	1:05.713	1:18.530
22	52.238	1:19.672	31	1 LAP	1:25.881	39	1:02.843	1:18.596	22	1:02.126	1:18.338	22	1:06.163	1:18.247
39	56.144	1:21.878	39	59.447	1:17.650	31	1 LAP	1:23.936	39	1:03.674	1:16.326	39	1:06.647	1:17.183
11	1 LAP	1:27.869	11	1 LAP	1:24.929				31	1 LAP	1:22.092			
23	1 LAP	1:25.902												
8	1 LAP	1:25.419												

Weather / Track : Bright / Damp

Snetterton
 Circuit Length = 1.9520 miles
 Start: 09:28 End: 09:50

Quaife Radical Club Cup

RACE 9 - LAP CHART


Lap 16		
No	Behind	Laptime
7		1:14.815
2	1.810	1:15.330
5	2.478	1:14.268
20	2.908	1:14.341
31	2 LAPS	1:24.286
1	16.746	1:16.727
11	2 LAPS	1:23.928
23	2 LAPS	1:18.467
15	23.023	1:14.028
27	23.497	1:16.008
24	25.458	1:14.519
8	2 LAPS	1:21.568
95	34.641	1:15.130
74	48.751	1:14.984
40	1 LAP	1:23.336
25	1 LAP	1:23.459
75	56.708	1:18.285
13	1 LAP	1:21.428
22	1:09.968	1:18.620
55	1 LAP	1:22.490
91	1:12.426	1:21.528
39	1:13.815	1:21.983
53	1:21.333	1:30.866

Weather / Track : Bright / Damp

Snetterton
Circuit Length = 1.9520 miles
Start: 09:28 End: 09:50

Quaife Radical Club Cup

RACE 15 - GRID

ROW 14	37	Bill HENDERSON		
ROW 13	4	Mark ABBOTT	26	Mark BOOT
ROW 12	8	Jon MORRIS	6	Nigel PLACE
ROW 11	11	Ian CHARLES	19	Gary KANE
ROW 10	55	Graham RIDGEWAY	31	Vincent RASSAT
ROW 9	25	Andrew HARWOOD	13	Simon GARMSTON
ROW 8	53	Tim PORTER	40	Mark WHITE
ROW 7	91	David FRANKLAND	39	Paul MARSHAM
ROW 6	75	Paul STEELE	22	Gary BAXTER
ROW 5	95	Richard STABLES	74	James ABBOTT
ROW 4	27	Ray WOOLHEAD	24	Chris HILLABY
ROW 3	1	Colin MILLAR	15	Richard CARVER
ROW 2	5	Rachel DAVIES	20	Simon FISH
ROW 1	7	Darren LUKE	2	Steven BURGESS
Pole				
				

Snetterton
Circuit Length = 1.9520 miles

These results are provisional until the conclusion of any judicial and technical matters.

Clerk of Course :

Timekeeper :

Quaife Radical Club Cup

RACE 15 - CLASSIFICATION

POS	NO	CL	NAME	ENTRY	LAPS	TIME	GAP	DIFF	MPH	BEST	ON
1	7	P	Darren LUKE	Radical PR6	18	20:46.804			101.44	1:08.539	10
2	1	S	Colin MILLAR	Radical SR3 RS	18	20:47.199	0.395	0.395	101.41	1:08.073	14
3	5	S	Rachel DAVIES	Radical SR3	18	20:53.939	7.135	6.740	100.87	1:08.545	17
4	95	P	Richard STABLES	Radical PR6	18	20:54.922	8.118	0.983	100.79	1:08.460	8
5	20	S	Simon FISH	Radical SR3	18	21:01.977	15.173	7.055	100.23	1:08.757	9
6	19	S	Gary KANE	Radical PR6	18	21:03.013	16.209	1.036	100.14	1:07.212	18
7	75	S	Paul STEELE	Radical SR3	18	21:07.626	20.822	4.613	99.78	1:08.725	5
8	2	S	Steven BURGESS	Radical SR3	18	21:08.552	21.748	0.926	99.71	1:08.799	14
9	74	P	James ABBOTT	Radical PR06	18	21:09.498	22.694	0.946	99.63	1:08.790	10
10	24	S	Chris HILLABY	Radical SR3 RS	18	21:10.154	23.350	0.656	99.58	1:08.406	15
11	26	P	Mark BOOT	Radical PR6	18	21:22.922	36.118	12.768	98.59	1:09.137	13
12	6	P	Nigel PLACE	Radical PR6	18	21:24.480	37.676	1.558	98.47	1:09.022	13
13	22	S	Gary BAXTER	Radical SR3	18	21:52.504	1:05.700	28.024	96.37	1:09.593	18
14	53	I	Tim PORTER	Radical Clubsport	18	21:56.635	1:09.831	4.131	96.06	1:11.026	17
15	91	I	David FRANKLAND	Radical PR6	18	21:57.114	1:10.310	0.479	96.03	1:11.147	18
16	27	S	Ray WOOLHEAD	Radical SR3 RS	17	20:49.830	1 lap	1 lap	95.58	1:10.251	15
17	40	S	Mark WHITE	Radical SR3	17	21:33.013	1 lap	43.183	92.38	1:13.522	16
18	25	C	Andrew HARWOOD	Radical Clubsport	17	21:40.406	1 lap	7.393	91.86	1:14.213	6
19	55	C	Graham RIDGEWAY	Radical Clubsport	17	21:41.221	1 lap	0.815	91.80	1:13.436	17
20	13	C	Simon GARMSTON	Radical Clubsport	16	20:49.964	2 laps	1 lap	89.94	1:15.497	6
21	31	C	Vincent RASSAT	Radical Clubsport	16	21:15.773	2 laps	25.809	88.12	1:15.761	9
22	11	C	Ian CHARLES	Radical Clubsport	16	21:19.962	2 laps	4.189	87.84	1:16.947	12

NOT CLASSIFIED

DNF	8	C	Jon MORRIS	Radical Clubsport	7	10:33.410	11 laps	9 laps	77.65	1:13.498	6
DNF	15	S	Richard CARVER	Radical SR3	3	5:17.394	15 laps	4 laps	66.42	1:15.103	3
DNF	39	S	Paul MARSHAM	Radical SR3	0						

FASTEST LAP

19	S	Gary KANE	Radical PR6	18	1:07.212	104.55 mph	168.25 kph
95	P	Richard STABLES	Radical PR6	8	1:08.460	102.64 mph	165.19 kph
53	I	Tim PORTER	Radical Clubsport	17	1:11.026	98.93 mph	159.22 kph
55	C	Graham RIDGEWAY	Radical Clubsport	17	1:13.436	95.69 mph	153.99 kph

Weather / Track : Sunny / Dry

These results are provisional until the conclusion of any judicial and technical matters.

Snetterton

Circuit Length = 1.9520 miles

Start: 13:59 End: 14:21

Clerk of Course :

Timekeeper :

Quaife Radical Club Cup
RACE 15 - LAP CHART

Lap 1			Lap 2			Lap 3			Lap 4			Lap 5		
No	Behind	Laptime	No	Behind	Laptime	No	Behind	Laptime	No	Behind	Laptime	No	Behind	Laptime
7		1:15.257	7		1:09.162	7		1:09.090	7		1:09.024	7		1:08.753
1	2.739	1:17.996	1	2.827	1:09.250	1	2.545	1:08.808	1	2.118	1:08.597	1	1.986	1:08.621
5	3.045	1:18.302	5	3.325	1:09.442	5	3.871	1:09.636	5	4.240	1:09.393	5	4.341	1:08.854
2	3.133	1:18.390	95	7.092	1:10.961	95	7.941	1:09.939	95	7.951	1:09.034	95	8.183	1:08.985
20	3.945	1:19.202	20	7.198	1:12.415	20	8.859	1:10.751	20	9.807	1:09.972	20	10.707	1:09.653
24	5.237	1:20.494	24	8.260	1:12.185	74	9.919	1:10.426	74	10.201	1:09.306	74	11.076	1:09.628
95	5.293	1:20.550	74	8.583	1:11.633	24	10.504	1:11.334	24	11.664	1:10.184	75	12.210	1:08.725
74	6.112	1:21.369	75	9.717	1:11.351	75	11.554	1:10.927	75	12.238	1:09.708	24	13.824	1:10.913
75	7.528	1:22.785	2	9.825	1:15.854	2	12.913	1:12.178	2	14.298	1:10.409	2	15.522	1:09.977
27	8.263	1:23.520	91	13.556	1:13.828	91	17.771	1:13.305	6	19.617	1:10.589	6	21.810	1:10.946
91	8.890	1:24.147	6	14.040	1:12.628	6	18.052	1:13.102	19	20.077	1:10.491	19	22.404	1:11.080
6	10.574	1:25.831	19	14.722	1:12.114	19	18.610	1:12.978	26	21.231	1:11.324	26	22.657	1:10.179
53	11.029	1:26.286	53	15.970	1:14.103	26	18.931	1:11.929	91	23.002	1:14.255	91	27.470	1:13.221
25	11.607	1:26.864	26	16.092	1:11.880	53	20.263	1:13.383	53	23.652	1:12.413	53	27.946	1:13.047
19	11.770	1:27.027	25	18.907	1:16.462	15	25.962	1:15.103	25	32.788	1:15.481	22	37.855	1:13.546
15	13.000	1:28.257	15	19.949	1:16.111	25	26.331	1:16.514	22	33.062	1:15.601	8	38.354	1:13.613
26	13.374	1:28.631	22	20.861	1:15.872	22	26.485	1:14.714	8	33.494	1:15.250	25	39.192	1:15.157
22	14.151	1:29.408	8	22.074	1:15.327	8	27.268	1:14.284	40	35.492	1:15.359	27	41.921	1:12.411
40	15.095	1:30.352	40	22.783	1:16.850	40	29.157	1:15.464	27	38.263	1:13.370	40	42.511	1:15.772
8	15.909	1:31.166	55	25.103	1:18.341	55	33.634	1:17.621	55	42.480	1:17.870	55	49.346	1:15.619
55	15.924	1:31.181	13	28.576	1:20.139	27	33.917	1:13.886	13	46.026	1:17.368	13	53.436	1:16.163
31	17.085	1:32.342	27	29.121	1:30.020	13	37.682	1:18.196	11	51.876	1:20.107	11	1:01.936	1:18.813
13	17.599	1:32.856	11	30.309	1:20.957	11	40.793	1:19.574	31	1:03.093	1:19.084			
11	18.514	1:33.771	31	41.661	1:33.738	31	53.033	1:20.462						

Weather / Track : Sunny / Dry

Snetterton
Circuit Length = 1.9520 miles
Start: 13:59 End: 14:21

Quaife Radical Club Cup
RACE 15 - LAP CHART

Lap 6			Lap 7			Lap 8			Lap 9			Lap 10		
No	Behind	Laptime	No	Behind	Laptime	No	Behind	Laptime	No	Behind	Laptime	No	Behind	Laptime
7		1:10.028	7		1:08.813	7		1:08.601	7		1:08.747	7		1:08.539
1	0.779	1:08.821	1	0.558	1:08.592	1	0.729	1:08.772	55	1 LAP	1:15.816	1	1.070	1:08.984
31	1 LAP	1:18.634	11	1 LAP	1:19.129	5	4.856	1:09.068	1	0.625	1:08.643	5	5.675	1:09.288
5	3.394	1:09.081	5	4.389	1:09.808	95	6.438	1:08.460	13	1 LAP	1:16.335	55	1 LAP	1:15.239
95	6.774	1:08.619	95	6.579	1:08.618	20	11.478	1:09.114	5	4.926	1:08.817	95	6.825	1:08.954
20	9.954	1:09.275	20	10.965	1:09.824	74	11.779	1:09.055	95	6.410	1:08.719	20	12.803	1:09.854
74	10.190	1:09.142	74	11.325	1:09.948	75	12.678	1:09.068	20	11.488	1:08.757	74	13.495	1:08.790
75	11.288	1:09.106	75	12.211	1:09.736	11	1 LAP	1:20.238	74	13.244	1:10.212	13	1 LAP	1:17.463
24	14.617	1:10.821	31	1 LAP	1:19.638	2	17.323	1:09.874	75	13.892	1:09.961	75	14.136	1:08.783
2	15.283	1:09.789	2	16.050	1:09.580	24	18.573	1:10.191	2	17.765	1:09.189	2	18.791	1:09.565
19	21.943	1:09.567	24	16.983	1:11.179	19	20.389	1:08.072	19	20.178	1:08.536	19	20.287	1:08.648
6	22.680	1:10.898	19	20.918	1:07.788	31	1 LAP	1:18.330	24	20.946	1:11.120	24	21.789	1:09.382
26	23.906	1:11.277	6	23.660	1:09.793	6	25.022	1:09.963	11	1 LAP	1:21.152	6	29.774	1:11.273
91	29.739	1:12.297	26	25.030	1:09.937	26	26.336	1:09.907	6	27.040	1:10.765	26	30.208	1:11.120
53	30.199	1:12.281	91	33.445	1:12.519	91	37.042	1:12.198	26	27.627	1:10.038	11	1 LAP	1:18.985
22	40.426	1:12.599	53	33.850	1:12.464	53	37.444	1:12.195	31	1 LAP	1:17.287	31	1 LAP	1:15.761
8	41.824	1:13.498	22	43.214	1:11.601	22	46.058	1:11.445	91	40.318	1:12.023	91	43.904	1:12.125
25	43.377	1:14.213	27	48.318	1:13.660	27	50.546	1:10.829	53	40.915	1:12.218	53	44.287	1:11.911
27	43.471	1:11.578	8	48.366	1:15.355	25	56.834	1:15.283	22	48.474	1:11.163	22	50.186	1:10.251
40	46.604	1:14.121	25	50.152	1:15.588	40	1:00.878	1:16.766	27	52.816	1:11.017	27	54.839	1:10.562
55	55.079	1:15.761	40	52.713	1:14.922				25	1:03.061	1:14.974			
13	58.905	1:15.497	55	1:01.539	1:15.273				40	1:06.628	1:14.497			
			13	1:05.637	1:15.545									

Weather / Track : Sunny / Dry

Snetterton
 Circuit Length = 1.9520 miles
 Start: 13:59 End: 14:21

Quaife Radical Club Cup
RACE 15 - LAP CHART

Lap 11			Lap 12			Lap 13			Lap 14			Lap 15		
No	Behind	Laptime	No	Behind	Laptime	No	Behind	Laptime	No	Behind	Laptime	No	Behind	Laptime
7		1:09.046	7		1:08.685	7		1:08.693	7		1:08.568	7		1:09.109
1	1.803	1:09.779	1	1.444	1:08.326	1	1.049	1:08.298	1	0.554	1:08.073	1	0.497	1:09.052
25	1 LAP	1:16.762	5	6.980	1:10.035	5	6.907	1:08.620	5	7.145	1:08.806	31	2 LAPS	1:16.252
40	1 LAP	1:15.667	95	7.537	1:09.669	95	7.695	1:08.851	95	7.922	1:08.795	11	2 LAPS	1:18.104
5	5.630	1:09.001	25	1 LAP	1:15.669	20	14.538	1:10.034	20	14.910	1:08.940	5	6.650	1:08.614
95	6.553	1:08.774	40	1 LAP	1:14.591	74	15.285	1:09.683	74	16.789	1:10.072	95	7.415	1:08.602
55	1 LAP	1:14.896	20	13.197	1:09.182	75	15.951	1:09.914	75	17.265	1:09.882	20	14.584	1:08.783
20	12.700	1:08.943	74	14.295	1:09.573	25	1 LAP	1:16.210	2	19.708	1:08.799	74	17.165	1:09.485
74	13.407	1:08.958	75	14.730	1:09.502	40	1 LAP	1:15.259	19	21.481	1:10.189	75	17.661	1:09.505
75	13.913	1:08.823	2	19.304	1:09.041	2	19.477	1:08.866	24	23.622	1:09.770	2	19.609	1:09.010
2	18.948	1:09.203	55	1 LAP	1:15.574	19	19.860	1:08.706	25	1 LAP	1:16.229	19	19.916	1:07.544
19	19.806	1:08.565	19	19.847	1:08.726	24	22.420	1:08.981	40	1 LAP	1:16.157	24	22.919	1:08.406
13	1 LAP	1:17.492	24	22.132	1:08.767	55	1 LAP	1:15.483	55	1 LAP	1:14.835	25	1 LAP	1:15.188
24	22.050	1:09.307	6	31.138	1:09.828	6	31.467	1:09.022	6	32.628	1:09.729	40	1 LAP	1:14.935
6	29.995	1:09.267	13	1 LAP	1:18.191	26	32.001	1:09.137	26	32.745	1:09.312	26	33.522	1:09.886
26	30.586	1:09.424	26	31.557	1:09.656	13	1 LAP	1:16.669	13	1 LAP	1:16.436	6	34.053	1:10.534
11	1 LAP	1:18.801	53	51.726	1:13.177	53	54.631	1:11.598	53	57.945	1:11.882	55	1 LAP	1:14.941
31	1 LAP	1:16.262	91	52.441	1:12.921	91	55.983	1:12.235	91	59.020	1:11.605	13	1 LAP	1:16.592
53	47.234	1:11.993	22	54.574	1:12.251	22	56.386	1:10.505	22	59.471	1:11.653	53	1:01.458	1:12.622
91	48.205	1:13.347	31	1 LAP	1:18.051	27	1:02.456	1:12.554	27	1:04.838	1:10.950	22	1:01.614	1:11.252
22	51.008	1:09.868	11	1 LAP	1:19.374	31	1 LAP	1:16.081				91	1:02.578	1:12.667
27	56.316	1:10.523	27	58.595	1:10.964	11	1 LAP	1:16.947				27	1:05.980	1:10.251

Weather / Track : Sunny / Dry

Snetterton
 Circuit Length = 1.9520 miles
 Start: 13:59 End: 14:21

Quaife Radical Club Cup
RACE 15 - LAP CHART

Lap 16			Lap 17			Lap 18		
No	Behind	Laptime	No	Behind	Laptime	No	Behind	Laptime
7		1:08.756	7		1:08.878	7		1:09.055
1	0.312	1:08.571	1	0.583	1:09.149	1	0.395	1:08.867
5	7.589	1:09.695	5	7.256	1:08.545	27	1 LAP	1:12.692
95	8.250	1:09.591	95	8.198	1:08.826	13	2 LAPS	1:18.156
31	2 LAPS	1:17.304	20	15.208	1:09.074	5	7.135	1:08.934
20	15.012	1:09.184	19	18.052	1:07.607	95	8.118	1:08.975
11	2 LAPS	1:18.361	31	2 LAPS	1:17.822	20	15.173	1:09.020
74	18.021	1:09.612	74	20.066	1:10.923	19	16.209	1:07.212
75	18.539	1:09.634	75	20.773	1:11.112	75	20.822	1:09.104
19	19.323	1:08.163	2	20.892	1:09.164	2	21.748	1:09.911
2	20.606	1:09.753	24	22.260	1:08.519	74	22.694	1:11.683
24	22.619	1:08.456	11	2 LAPS	1:18.145	24	23.350	1:10.145
26	34.160	1:09.394	26	35.490	1:10.208	31	2 LAPS	1:18.725
40	1 LAP	1:15.127	6	37.561	1:09.296	11	2 LAPS	1:17.504
6	37.143	1:11.846	40	1 LAP	1:13.522	26	36.118	1:09.683
25	1 LAP	1:17.803	25	1 LAP	1:15.249	6	37.676	1:09.170
55	1 LAP	1:14.372	55	1 LAP	1:14.963	40	1 LAP	1:13.652
22	1:02.919	1:10.061	22	1:05.162	1:11.121	25	1 LAP	1:16.760
13	1 LAP	1:16.866	53	1:07.154	1:11.026	55	1 LAP	1:13.436
53	1:05.006	1:12.304	91	1:08.218	1:11.799	22	1:05.700	1:09.593
91	1:05.297	1:11.475				53	1:09.831	1:11.732
27	1:08.267	1:11.043				91	1:10.310	1:11.147

Weather / Track : Sunny / Dry

Snetterton
 Circuit Length = 1.9520 miles
 Start: 13:59 End: 14:21

Mini Se7en Championship

QUALIFYING - RACE 2 - CLASSIFICATION

POS	NO	CL	NAME	ENTRY	TIME	ON	LAPS	GAP	DIFF	MPH
1	85		Andrew DEVINY	Mini Se7en	1:39.127	6	9			70.88
2	50		Dick HUNTER	Mini Se7en	1:39.390	8	8	0.263	0.263	70.70
3	35		Paul SPARK	Mini Se7en	1:39.607	4	4	0.480	0.217	70.54
4	6		Nath BURGE	Mini Se7en	1:39.986	6	6	0.859	0.379	70.28
5	46		Max HUNTER	Mini Se7en	1:40.063	6	8	0.936	0.077	70.22
6	37		Gareth HUNT	Mini Se7en	1:40.517	7	8	1.390	0.454	69.90
7	24		James BOWERS COULSON	Mini Se7en	1:41.151	7	9	2.024	0.634	69.47
8	5		Graeme DAVIS	Mini Se7en	1:41.235	7	9	2.108	0.084	69.41
9	77		Tristen KNIGHT	Mini Se7en	1:41.279	7	8	2.152	0.044	69.38
10	8		Ian DEVINY	Mini Se7en	1:41.421	8	8	2.294	0.142	69.28
11	30		Robb ADDISON	Mini Se7en	1:42.633	7	7	3.506	1.212	68.46
12	25		Mike RAYNER	Mini Se7en	1:42.657	8	8	3.530	0.024	68.45
13	10		Darren THOMAS	Mini Se7en	1:42.688	7	7	3.561	0.031	68.43
14	36		David ELSOM	Mini Se7en	1:44.438	6	6	5.311	1.750	67.28
15	39		Andy MILLER	Mini Se7en	1:44.656	7	7	5.529	0.218	67.14
16	60		Malcolm KEAT	Mini Se7en	1:44.885	7	8	5.758	0.229	66.99
17	12		Huw DAVIES	Mini Se7en	1:44.976	6	6	5.849	0.091	66.94
18	91		Julian AFFLECK	Mini Se7en	1:47.065	2	7	7.938	2.089	65.63
19	47		Kelvin EDGAR	Mini Se7en	1:47.096	5	7	7.969	0.031	65.61
20	34		Anthony TOWEY	Mini Se7en	1:48.005	7	7	8.878	0.909	65.06
21	69		Steve TRENCH	Mini Se7en	1:49.284	6	7	10.157	1.279	64.30
22	95		Julian PROCTOR	Mini Se7en	1:49.311	6	8	10.184	0.027	64.28
23	92		Kevin O'SHEA	Mini Se7en	1:51.182	6	6	12.055	1.871	63.20
24	63		David ROBINSON	Mini Se7en	1:52.953	2	7	13.826	1.771	62.21

Car 30 - Transponder not working

Weather / Track : Light Rain / Damp

These results are provisional until the conclusion of any judicial and technical matters.

Snetterton

Circuit Length = 1.9520 miles

Start: 09:30 End: 09:47

Clerk of Course :

Timekeeper :

Mini Se7en Championship

QUALIFYING - RACE 2 - LAP ANALYSIS

5	Graeme DAVIS						
1 -	1:53.515	+ 12.280	9:32:13.174	6 -	1:41.459	+ 0.224	9:40:48.066
2 -	1:44.121	+ 2.886	9:33:57.295	7 -	1:41.235		9:42:29.301
3 -	1:45.217	+ 3.982	9:35:42.512	8 -	1:42.730	+ 1.495	9:44:12.031
4 -	1:41.885	+ 0.650	9:37:24.397	9 -	1:50.111	+ 8.876	9:46:02.142
5 -	1:42.210	+ 0.975	9:39:06.607				
6	Nath BURGE						
1 -	1:46.301	+ 6.315	9:34:35.598	4 -	1:43.142	+ 3.156	9:39:49.073
2 -	1:46.312	+ 6.326	9:36:21.910	5 -	5:13.389	+ 3:33.403	9:45:02.462
3 -	1:44.021	+ 4.035	9:38:05.931	6 -	1:39.986		9:46:42.448
8	Ian DEVINY						
1 -	1:51.868	+ 10.447	9:34:33.704	5 -	1:43.140	+ 1.719	9:41:45.219
2 -	1:45.708	+ 4.287	9:36:19.412	6 -	1:44.636	+ 3.215	9:43:29.855
3 -	2:00.199	+ 18.778	9:38:19.611	7 -	1:50.803	+ 9.382	9:45:20.658
4 -	1:42.468	+ 1.047	9:40:02.079	8 -	1:41.421		9:47:02.079
10	Darren THOMAS						
1 -	1:49.489	+ 6.801	9:34:34.426	5 -	1:44.321	+ 1.633	9:41:40.560
2 -	1:48.333	+ 5.645	9:36:22.759	6 -	1:43.945	+ 1.257	9:43:24.505
3 -	1:47.006	+ 4.318	9:38:09.765	7 -	1:42.688		9:45:07.193
4 -	1:46.474	+ 3.786	9:39:56.239				
12	Huw DAVIES						
1 -	1:48.674	+ 3.698	9:36:54.761	4 -	1:50.248	+ 5.272	9:42:22.478
2 -	1:48.214	+ 3.238	9:38:42.975	5 -	2:02.207	+ 17.231	9:44:24.685
3 -	1:49.255	+ 4.279	9:40:32.230	6 -	1:44.976		9:46:09.661
24	James BOWERS COULSON						
1 -	1:53.773	+ 12.622	9:32:15.527	6 -	1:44.729	+ 3.578	9:40:57.959
2 -	1:45.398	+ 4.247	9:34:00.925	7 -	1:41.151		9:42:39.110
3 -	1:44.528	+ 3.377	9:35:45.453	8 -	1:42.796	+ 1.645	9:44:21.906
4 -	1:43.301	+ 2.150	9:37:28.754	9 -	1:43.111	+ 1.960	9:46:05.017
5 -	1:44.476	+ 3.325	9:39:13.230				
25	Mike RAYNER						
1 -	1:52.596	+ 9.939	9:34:13.785	5 -	1:49.655	+ 6.998	9:41:25.926
2 -	1:47.065	+ 4.408	9:36:00.850	6 -	1:45.358	+ 2.701	9:43:11.284
3 -	1:50.601	+ 7.944	9:37:51.451	7 -	1:44.586	+ 1.929	9:44:55.870
4 -	1:44.820	+ 2.163	9:39:36.271	8 -	1:42.657		9:46:38.527
30	Robb ADDISON						
1 -	1:46.278	+ 3.645	9:34:40.198	5 -	1:43.543	+ 0.910	9:41:41.993
2 -	1:46.081	+ 3.448	9:36:26.279	6 -	1:42.975	+ 0.342	9:43:24.968
3 -	1:47.463	+ 4.830	9:38:13.742	7 -	1:42.633		9:45:07.601
4 -	1:44.708	+ 2.075	9:39:58.450				
34	Anthony TOWEY						
1 -	2:01.603	+ 13.598	9:35:09.728	5 -	1:49.948	+ 1.943	9:42:37.404
2 -	1:55.029	+ 7.024	9:37:04.757	6 -	1:49.486	+ 1.481	9:44:26.890
3 -	1:52.460	+ 4.455	9:38:57.217	7 -	1:48.005		9:46:14.895
4 -	1:50.239	+ 2.234	9:40:47.456				
35	Paul SPARK						
1 -	1:45.018	+ 5.411	9:34:38.960	3 -	7:49.618	+ 6:10.011	9:44:09.959
2 -	1:41.381	+ 1.774	9:36:20.341	4 -	1:39.607		9:45:49.566
36	David ELSOM						
1 -	2:07.883	+ 23.445	9:32:35.910	4 -	1:49.810	+ 5.372	9:38:10.102
2 -	1:56.628	+ 12.190	9:34:32.538	5 -	1:49.092	+ 4.654	9:39:59.194

Weather / Track : Light Rain / Damp

Snetterton
Circuit Length = 1.9520 miles
Start: 09:30 End: 09:47

Mini Se7en Championship

QUALIFYING - RACE 2 - LAP ANALYSIS

3 -	1:47.754	+ 3.316	9:36:20.292	6 -	1:44.438		9:41:43.632
37	Gareth HUNT						
1 -	1:46.768	+ 6.251	9:34:18.424	5 -	1:46.845	+ 6.328	9:41:14.979
2 -	1:43.520	+ 3.003	9:36:01.944	6 -	1:44.218	+ 3.701	9:42:59.197
3 -	1:43.786	+ 3.269	9:37:45.730	7 -	1:40.517		9:44:39.714
4 -	1:42.404	+ 1.887	9:39:28.134	8 -	1:47.268	+ 6.751	9:46:26.982
39	Andy MILLER						
1 -	1:51.092	+ 6.436	9:34:38.898	5 -	1:45.285	+ 0.629	9:41:54.393
2 -	1:52.104	+ 7.448	9:36:31.002	6 -	1:45.894	+ 1.238	9:43:40.287
3 -	1:50.054	+ 5.398	9:38:21.056	7 -	1:44.656		9:45:24.943
4 -	1:48.052	+ 3.396	9:40:09.108				
46	Max HUNTER						
1 -	1:42.644	+ 2.581	9:34:09.168	5 -	1:41.314	+ 1.251	9:40:55.168
2 -	1:43.046	+ 2.983	9:35:52.214	6 -	1:40.063		9:42:35.231
3 -	1:40.984	+ 0.921	9:37:33.198	7 -	1:45.252	+ 5.189	9:44:20.483
4 -	1:40.656	+ 0.593	9:39:13.854	8 -	1:40.255	+ 0.192	9:46:00.738
47	Kelvin EDGAR						
1 -	1:53.109	+ 6.013	9:34:49.915	5 -	1:47.096		9:42:06.437
2 -	1:52.549	+ 5.453	9:36:42.464	6 -	1:48.126	+ 1.030	9:43:54.563
3 -	1:49.630	+ 2.534	9:38:32.094	7 -	1:48.298	+ 1.202	9:45:42.861
4 -	1:47.247	+ 0.151	9:40:19.341				
50	Dick HUNTER						
1 -	1:45.501	+ 6.111	9:34:13.126	5 -	1:41.407	+ 2.017	9:41:01.374
2 -	1:42.933	+ 3.543	9:35:56.059	6 -	1:40.390	+ 1.000	9:42:41.764
3 -	1:42.444	+ 3.054	9:37:38.503	7 -	1:42.295	+ 2.905	9:44:24.059
4 -	1:41.464	+ 2.074	9:39:19.967	8 -	1:39.390		9:46:03.449
60	Malcolm KEAT						
1 -	1:53.753	+ 8.868	9:34:33.170	5 -	1:48.447	+ 3.562	9:41:49.044
2 -	1:48.520	+ 3.635	9:36:21.690	6 -	1:45.123	+ 0.238	9:43:34.167
3 -	1:51.737	+ 6.852	9:38:13.427	7 -	1:44.885		9:45:19.052
4 -	1:47.170	+ 2.285	9:40:00.597	8 -	1:46.019	+ 1.134	9:47:05.071
63	David ROBINSON						
1 -	1:56.205	+ 3.252	9:34:37.519	5 -	1:55.946	+ 2.993	9:42:32.594
2 -	1:52.953		9:36:30.472	6 -	1:56.039	+ 3.086	9:44:28.633
3 -	2:08.212	+ 15.259	9:38:38.684	7 -	1:54.244	+ 1.291	9:46:22.877
4 -	1:57.964	+ 5.011	9:40:36.648				
69	Steve TRENCH						
1 -	1:59.292	+ 10.008	9:35:23.488	5 -	2:13.029	+ 23.745	9:43:15.317
2 -	1:56.201	+ 6.917	9:37:19.689	6 -	1:49.284		9:45:04.601
3 -	1:52.586	+ 3.302	9:39:12.275	7 -	1:49.899	+ 0.615	9:46:54.500
4 -	1:50.013	+ 0.729	9:41:02.288				
77	Tristen KNIGHT						
1 -	2:00.200	+ 18.921	9:32:26.359	5 -	1:47.888	+ 6.609	9:41:13.613
2 -	1:47.815	+ 6.536	9:34:14.174	6 -	1:44.278	+ 2.999	9:42:57.891
3 -	1:43.209	+ 1.930	9:35:57.383	7 -	1:41.279		9:44:39.170
4 -	3:28.342 P	+ 1:47.063	9:39:25.725	8 -	1:42.759	+ 1.480	9:46:21.929
85	Andrew DEVINY						
1 -	2:00.578	+ 21.451	9:32:25.448	6 -	1:39.127		9:40:49.932
2 -	1:43.113	+ 3.986	9:34:08.561	7 -	1:40.980	+ 1.853	9:42:30.912
3 -	1:41.209	+ 2.082	9:35:49.770	8 -	1:48.677	+ 9.550	9:44:19.589
4 -	1:40.203	+ 1.076	9:37:29.973	9 -	1:40.568	+ 1.441	9:46:00.157
5 -	1:40.832	+ 1.705	9:39:10.805				

Weather / Track : Light Rain / Damp

Snetterton
Circuit Length = 1.9520 miles
Start: 09:30 End: 09:47

Mini Se7en Championship

QUALIFYING - RACE 2 - LAP ANALYSIS


91	Julian AFFLECK						
1 -	1:53.419	+ 6.354	9:34:37.750	5 -	1:47.914	+ 0.849	9:41:51.301
2 -	1:47.065		9:36:24.815	6 -	1:49.314	+ 2.249	9:43:40.615
3 -	1:50.632	+ 3.567	9:38:15.447	7 -	2:26.952	+ 39.887	9:46:07.567
4 -	1:47.940	+ 0.875	9:40:03.387				
92	Kevin O'SHEA						
1 -	3:02.089	+ 1:10.907	9:36:06.975	4 -	1:53.979	+ 2.797	9:42:12.302
2 -	1:57.124	+ 5.942	9:38:04.099	5 -	1:53.164	+ 1.982	9:44:05.466
3 -	2:14.224	+ 23.042	9:40:18.323	6 -	1:51.182		9:45:56.648
95	Julian PROCTOR						
1 -	2:11.574	+ 22.263	9:32:35.036	5 -	1:52.627	+ 3.316	9:40:31.905
2 -	2:13.916	+ 24.605	9:34:48.952	6 -	1:49.311		9:42:21.216
3 -	1:55.226	+ 5.915	9:36:44.178	7 -	1:58.879	+ 9.568	9:44:20.095
4 -	1:55.100	+ 5.789	9:38:39.278	8 -	1:51.188	+ 1.877	9:46:11.283

Weather / Track : Light Rain / Damp

Snetterton
 Circuit Length = 1.9520 miles
 Start: 09:30 End: 09:47

Mini Se7en Championship

RACE 2 - GRID

ROW 12	1:51.182 92 Kevin O'SHEA	1:52.953 63 David ROBINSON
ROW 11	1:49.284 69 Steve TRENCH	1:49.311 95 Julian PROCTOR
ROW 10	1:47.096 47 Kelvin EDGAR	1:48.005 34 Anthony TOWEY
ROW 9	1:44.976 12 Huw DAVIES	1:47.065 91 Julian AFFLECK
ROW 8	1:44.656 39 Andy MILLER	1:44.885 60 Malcolm KEAT
ROW 7	1:42.688 10 Darren THOMAS	1:44.438 36 David ELSOM
ROW 6	1:42.633 30 Robb ADDISON Transponder not working	1:42.657 25 Mike RAYNER
ROW 5	1:41.279 77 Tristen KNIGHT	1:41.421 8 Ian DEVINY
ROW 4	1:41.151 24 James BOWERS COULSON	1:41.235 5 Graeme DAVIS
ROW 3	1:40.063 46 Max HUNTER	1:40.517 37 Gareth HUNT
ROW 2	1:39.607 35 Paul SPARK	1:39.986 6 Nath BURGE
ROW 1	1:39.127 85 Andrew DEVINY	1:39.390 50 Dick HUNTER
Pole		
		

Car 30 - Transponder not working

Snetterton

Circuit Length = 1.9520 miles


These results are provisional until the conclusion of any judicial and technical matters.

Clerk of Course :

Timekeeper :

Mini Se7en Championship

RACE 14 - GRID

ROW 12	1:53.164 92 Kevin O'SHEA	1:54.244 63 David ROBINSON
ROW 11	1:49.899 69 Steve TRENCH	1:51.188 95 Julian PROCTOR
ROW 10	1:48.214 12 Huw DAVIES	1:49.486 34 Anthony TOWEY
ROW 9	1:47.754 36 David ELSOM	1:47.914 91 Julian AFFLECK
ROW 8	1:45.285 39 Andy MILLER	1:47.247 47 Kelvin EDGAR
ROW 7	1:44.586 25 Mike RAYNER	1:45.123 60 Malcolm KEAT
ROW 6	1:43.142 6 Nath BURGE	1:43.945 10 Darren THOMAS
ROW 5	1:42.796 24 James BOWERS COULSON	1:42.975 30 Robb ADDISON
ROW 4	1:42.468 8 Ian DEVINY	1:42.759 77 Tristen KNIGHT
ROW 3	1:41.459 5 Graeme DAVIS	1:42.404 37 Gareth HUNT
ROW 2	1:40.390 50 Dick HUNTER	1:41.381 35 Paul SPARK
ROW 1	1:40.203 85 Andrew DEVINY	1:40.255 46 Max HUNTER
Pole		
		

Snetterton
Circuit Length = 1.9520 miles

These results are provisional until the conclusion of any judicial and technical matters.

Clerk of Course :

Timekeeper :

Mini Se7en Championship

RACE 2 - CLASSIFICATION

POS	NO	CL	NAME	ENTRY	LAPS	TIME	GAP	DIFF	MPH	BEST	ON
1	46		Max HUNTER	Mini Se7en	10	16:45.221			69.90	1:39.091	10
2	35		Paul SPARK	Mini Se7en	10	16:59.025	13.804	13.804	68.95	1:39.633	9
3	6		Nath BURGE	Mini Se7en	10	17:14.850	29.629	15.825	67.90	1:41.154	4
4	50		Dick HUNTER	Mini Se7en	10	17:15.775	30.554	0.925	67.84	1:41.478	10
5	10		Darren THOMAS	Mini Se7en	10	17:22.757	37.536	6.982	67.38	1:41.083	8
6	37		Gareth HUNT	Mini Se7en	10	17:26.614	41.393	3.857	67.14	1:42.590	3
7	85		Andrew DEVINY	Mini Se7en	10	17:26.857	41.636	0.243	67.12	1:40.872	10
8	8		Ian DEVINY	Mini Se7en	10	17:29.544	44.323	2.687	66.95	1:42.971	6
9	24		James BOWERS COULSON	Mini Se7en	10	17:32.545	47.324	3.001	66.76	1:42.797	4
10	77		Tristen KNIGHT	Mini Se7en	10	17:38.737	53.516	6.192	66.37	1:43.312	7
11	5		Graeme DAVIS	Mini Se7en	10	17:43.570	58.349	4.833	66.07	1:42.641	4
12	34		Anthony TOWEY	Mini Se7en	10	18:07.832	1:22.611	24.262	64.59	1:45.747	7
13	25		Mike RAYNER	Mini Se7en	10	18:16.239	1:31.018	8.407	64.10	1:44.978	9
14	69		Steve TRENCH	Mini Se7en	10	18:17.762	1:32.541	1.523	64.01	1:45.824	5
15	12		Huw DAVIES	Mini Se7en	10	18:21.590	1:36.369	3.828	63.79	1:47.038	9
16	91		Julian AFFLECK	Mini Se7en	10	18:23.048	1:37.827	1.458	63.70	1:46.673	5
17	60		Malcolm KEAT	Mini Se7en	10	18:23.502	1:38.281	0.454	63.68	1:46.368	9
18	47		Kelvin EDGAR	Mini Se7en	10	18:24.738	1:39.517	1.236	63.60	1:45.921	9
19	36		David ELSOM	Mini Se7en	10	18:24.831	1:39.610	0.093	63.60	1:44.764	9
20	39		Andy MILLER	Mini Se7en	10	18:28.985	1:43.764	4.154	63.36	1:46.814	8
21	63		David ROBINSON	Mini Se7en	9	17:46.730	1 lap	1 lap	59.28	1:53.632	4
22	92		Kevin O'SHEA	Mini Se7en	9	17:50.336	1 lap	3.606	59.08	1:53.158	3
23	95		Julian PROCTOR	Mini Se7en	9	18:02.219	1 lap	11.883	58.43	1:46.683	9

FASTEST LAP

46	Max HUNTER	Mini Se7en	10	1:39.091	70.91 mph	114.12 kph
----	------------	------------	----	----------	-----------	------------

Weather / Track : Raining / Wet

These results are provisional until the conclusion of any judicial and technical matters.

Snetterton

Circuit Length = 1.9520 miles

Start: 14:00 End: 14:19

Clerk of Course :	Timekeeper :
-------------------	--------------

Mini Se7en Championship

RACE 2 - LAP CHART

Lap 1			Lap 2			Lap 3			Lap 4			Lap 5		
No	Behind	Laptime	No	Behind	Laptime	No	Behind	Laptime	No	Behind	Laptime	No	Behind	Laptime
46		1:50.123	46		1:40.017	46		1:39.891	46		1:39.579	46		1:39.204
35	1.089	1:51.212	35	1.296	1:40.224	35	2.288	1:40.883	35	3.356	1:40.647	35	5.868	1:41.716
85	2.324	1:52.447	50	6.250	1:43.271	50	8.744	1:42.385	6	10.689	1:41.154	6	14.286	1:42.801
50	2.996	1:53.119	6	7.427	1:43.984	6	9.114	1:41.578	50	11.662	1:42.497	50	16.395	1:43.937
6	3.460	1:53.583	37	8.402	1:43.960	37	11.101	1:42.590	37	14.938	1:43.416	37	19.155	1:43.421
37	4.459	1:54.582	8	10.371	1:44.197	8	13.720	1:43.240	8	17.359	1:43.218	8	21.185	1:43.030
8	6.191	1:56.314	5	11.227	1:44.892	5	14.732	1:43.396	5	17.794	1:42.641	10	22.877	1:43.273
5	6.352	1:56.475	10	12.007	1:44.809	10	15.416	1:43.300	10	18.808	1:42.971	5	23.165	1:44.575
10	7.215	1:57.338	77	12.427	1:44.446	77	16.428	1:43.892	85	19.014	1:41.460	85	24.821	1:45.011
77	7.998	1:58.121	24	14.489	1:45.565	85	17.133	1:41.444	77	21.151	1:44.302	24	26.018	1:43.581
24	8.941	1:59.064	85	15.580	1:53.273	24	18.423	1:43.825	24	21.641	1:42.797	77	27.712	1:45.765
12	11.086	2:01.209	25	19.991	1:47.959	12	27.711	1:47.401	34	36.433	1:47.371	34	44.669	1:47.440
25	12.049	2:02.172	12	20.201	1:49.132	34	28.641	1:47.848	12	36.681	1:48.549	12	47.395	1:49.918
34	13.403	2:03.526	34	20.684	1:47.298	25	29.294	1:49.194	95	41.829	1:48.460	91	51.306	1:46.673
95	14.758	2:04.881	95	23.901	1:49.160	95	32.948	1:48.938	36	43.697	1:49.034	69	51.962	1:45.824
60	16.110	2:06.233	60	24.813	1:48.720	60	33.697	1:48.775	91	43.837	1:48.929	36	52.350	1:47.857
91	16.338	2:06.461	91	25.420	1:49.099	36	34.242	1:48.491	69	45.342	1:49.871	60	57.159	1:48.930
36	17.897	2:08.020	36	25.642	1:47.762	91	34.487	1:48.958	60	47.433	1:53.315	25	57.644	1:48.444
69	18.375	2:08.498	69	26.786	1:48.428	69	35.050	1:48.155	25	48.404	1:58.689	47	1:00.784	1:49.471
47	19.401	2:09.524	47	29.014	1:49.630	47	38.370	1:49.247	47	50.517	1:51.726	39	1:01.168	1:49.139
39	20.220	2:10.343	39	31.314	1:51.111	39	40.843	1:49.420	39	51.233	1:49.969	63	1:24.634	1:54.037
92	24.409	2:14.532	92	40.293	1:55.901	92	53.560	1:53.158	92	1:07.874	1:53.893	92	1:32.953	2:04.283
63	24.803	2:14.926	63	41.038	1:56.252	63	55.748	1:54.601	63	1:09.801	1:53.632			

Weather / Track : Raining / Wet

Snetterton
Circuit Length = 1.9520 miles
Start: 14:00 End: 14:19

Mini Se7en Championship

RACE 2 - LAP CHART

Lap 6			Lap 7			Lap 8			Lap 9			Lap 10		
No	Behind	Laptime	No	Behind	Laptime	No	Behind	Laptime	No	Behind	Laptime	No	Behind	Laptime
46		1:39.105	46		1:39.587	46		1:39.399	46		1:39.225	46		1:39.091
35	7.540	1:40.777	63	1 LAP	1:57.528	35	10.177	1:40.584	35	10.585	1:39.633	35	13.804	1:42.310
6	17.893	1:42.712	35	8.992	1:41.039	63	1 LAP	1:58.358	6	27.464	1:42.823	6	29.629	1:41.256
50	19.696	1:42.406	92	1 LAP	1:56.460	6	23.866	1:43.083	50	28.167	1:41.726	50	30.554	1:41.478
37	22.976	1:42.926	6	20.182	1:41.876	50	25.666	1:42.907	10	32.738	1:42.352	10	37.536	1:43.889
8	25.051	1:42.971	50	22.158	1:42.049	92	1 LAP	1:54.474	37	35.991	1:42.683	37	41.393	1:44.493
10	25.449	1:41.677	37	27.718	1:44.329	10	29.611	1:41.083	8	38.997	1:44.323	85	41.636	1:40.872
5	27.698	1:43.638	10	27.927	1:42.065	37	32.533	1:44.214	85	39.855	1:44.574	8	44.323	1:44.417
85	29.090	1:43.374	8	29.193	1:43.729	8	33.899	1:44.105	63	1 LAP	1:59.201	24	47.324	1:43.200
24	30.100	1:43.187	85	32.366	1:42.863	85	34.506	1:41.539	24	43.215	1:44.060	77	53.516	1:46.107
77	32.215	1:43.608	5	33.719	1:45.608	5	37.904	1:43.584	5	45.717	1:47.038	5	58.349	1:51.723
95	1 LAP	3:19.839 P	24	33.991	1:43.478	24	38.380	1:43.788	77	46.500	1:45.573	63	1 LAP	1:58.195
34	52.238	1:46.674	77	35.940	1:43.312	77	40.152	1:43.611	92	1 LAP	2:04.272	92	1 LAP	1:53.363
12	57.441	1:49.151	95	1 LAP	1:50.338	95	1 LAP	1:47.214	95	1 LAP	1:46.706	95	1 LAP	1:46.683
91	59.063	1:46.862	34	58.398	1:45.747	34	1:05.612	1:46.613	34	1:14.388	1:48.001	34	1:22.611	1:47.314
69	59.667	1:46.810	91	1:06.797	1:47.321	69	1:15.259	1:47.572	25	1:23.171	1:44.978	25	1:31.018	1:46.938
36	1:01.274	1:48.029	69	1:07.086	1:47.006	25	1:17.418	1:46.079	69	1:24.819	1:48.785	69	1:32.541	1:46.813
25	1:04.434	1:45.895	36	1:07.664	1:45.977	91	1:18.781	1:51.383	91	1:26.773	1:47.217	12	1:36.369	1:47.852
60	1:07.666	1:49.612	12	1:10.059	1:52.205	12	1:19.795	1:49.135	12	1:27.608	1:47.038	91	1:37.827	1:50.145
47	1:10.320	1:48.641	25	1:10.738	1:45.891	60	1:23.225	1:47.708	60	1:30.368	1:46.368	60	1:38.281	1:47.004
39	1:11.408	1:49.345	60	1:14.916	1:46.837	47	1:25.366	1:47.001	47	1:32.062	1:45.921	47	1:39.517	1:46.546
			47	1:17.764	1:47.031	39	1:26.319	1:46.814	36	1:33.098	1:44.764	36	1:39.610	1:45.603
			39	1:18.904	1:47.083	36	1:27.559	1:59.294	39	1:34.362	1:47.268	39	1:43.764	1:48.493

Weather / Track : Raining / Wet

Snetterton
Circuit Length = 1.9520 miles
Start: 14:00 End: 14:19

Mini Se7en Championship

RACE 14 - CLASSIFICATION

POS	NO	CL	NAME	ENTRY	LAPS	TIME	GAP	DIFF	MPH	BEST	ON
1	85		Andrew DEVINY	Mini Se7en	10	15:14.768			76.81	1:29.532	8
2	8		Ian DEVINY	Mini Se7en	10	15:18.793	4.025	4.025	76.48	1:29.877	9
3	35		Paul SPARK	Mini Se7en	10	15:19.084	4.316	0.291	76.45	1:30.257	6
4	46		Max HUNTER	Mini Se7en	10	15:19.138	4.370	0.054	76.45	1:30.032	6
5	37		Gareth HUNT	Mini Se7en	10	15:20.685	5.917	1.547	76.32	1:30.287	6
6	6		Nath BURGE	Mini Se7en	10	15:29.176	14.408	8.491	75.62	1:30.580	8
7	77		Tristen KNIGHT	Mini Se7en	10	15:33.612	18.844	4.436	75.26	1:31.058	10
8	5		Graeme DAVIS	Mini Se7en	10	15:33.995	19.227	0.383	75.23	1:31.623	8
9	10		Darren THOMAS	Mini Se7en	10	15:35.216	20.448	1.221	75.13	1:31.064	8
10	50		Dick HUNTER	Mini Se7en	10	15:40.416	25.648	5.200	74.72	1:32.020	8
11	24		James BOWERS COULSON	Mini Se7en	10	15:46.057	31.289	5.641	74.27	1:32.275	10
12	91		Julian AFFLECK	Mini Se7en	10	16:03.241	48.473	17.184	72.95	1:33.620	8
13	25		Mike RAYNER	Mini Se7en	10	16:03.756	48.988	0.515	72.91	1:33.775	6
14	36		David ELSOM	Mini Se7en	10	16:21.842	1:07.074	18.086	71.57	1:33.653	8
15	47		Kelvin EDGAR	Mini Se7en	10	16:24.331	1:09.563	2.489	71.38	1:35.845	10
16	69		Steve TRENCH	Mini Se7en	10	16:24.513	1:09.745	0.182	71.37	1:35.588	10
17	95		Julian PROCTOR	Mini Se7en	10	16:28.929	1:14.161	4.416	71.05	1:35.467	10
18	63		David ROBINSON	Mini Se7en	9	15:39.203	1 lap	1 lap	67.33	1:41.036	6
19	92		Kevin O'SHEA	Mini Se7en	9	15:39.924	1 lap	0.721	67.28	1:40.144	9
NOT CLASSIFIED											
DNF	34		Anthony TOWEY	Mini Se7en	8	13:33.349	2 laps	1 lap	69.11	1:34.721	5
DNF	12		Huw DAVIES	Mini Se7en	2	3:26.437	8 laps	6 laps	68.07	1:37.453	2
FASTEST LAP											
	85		Andrew DEVINY	Mini Se7en	8	1:29.532			78.48 mph	126.31 kph	

Weather / Track : Bright / Dry
 These results are provisional until the conclusion of any judicial and technical matters.

Snetterton
 Circuit Length = 1.9520 miles
 Start: 12:33 End: 12:50

Clerk of Course :	Timekeeper :
-------------------	--------------

Mini Se7en Championship

RACE 14 - LAP CHART

Lap 1			Lap 2			Lap 3			Lap 4			Lap 5		
No	Behind	Laptime	No	Behind	Laptime	No	Behind	Laptime	No	Behind	Laptime	No	Behind	Laptime
35		1:38.685	46		1:30.929	46		1:31.444	85		1:30.193	35		1:30.956
85	0.022	1:38.707	35	0.272	1:31.340	35	0.143	1:31.315	46	0.348	1:31.338	85	0.081	1:32.127
46	0.139	1:38.824	85	1.379	1:32.425	85	0.797	1:30.862	35	1.090	1:31.937	46	0.445	1:32.143
37	0.834	1:39.519	37	2.095	1:32.329	37	2.297	1:31.646	37	1.782	1:30.475	8	0.737	1:30.389
8	1.681	1:40.366	8	2.546	1:31.933	8	2.731	1:31.629	8	2.394	1:30.653	37	0.948	1:31.212
50	2.725	1:41.410	5	5.125	1:33.278	5	6.304	1:32.623	5	8.819	1:33.505	5	9.078	1:32.305
5	2.915	1:41.600	50	5.770	1:34.113	6	6.483	1:31.150	77	9.134	1:32.840	6	9.267	1:31.387
77	3.332	1:42.017	10	6.446	1:32.550	77	7.284	1:32.124	6	9.926	1:34.433	77	9.732	1:32.644
24	3.938	1:42.623	77	6.604	1:34.340	24	8.069	1:32.455	10	10.742	1:33.213	10	11.414	1:32.718
6	4.629	1:43.314	6	6.777	1:33.216	50	8.226	1:33.900	24	10.837	1:33.758	24	11.634	1:32.843
10	4.964	1:43.649	24	7.058	1:34.188	10	8.519	1:33.517	50	11.118	1:33.882	50	11.886	1:32.814
25	8.610	1:47.295	91	13.200	1:34.852	91	17.187	1:35.431	91	21.559	1:35.362	34	24.391	1:34.721
91	9.416	1:48.101	34	14.453	1:35.694	34	17.794	1:34.785	34	21.716	1:34.912	91	26.032	1:36.519
34	9.827	1:48.512	25	16.368	1:38.826	25	20.664	1:35.740	25	24.387	1:34.713	25	26.579	1:34.238
12	10.299	1:48.984	12	16.684	1:37.453	69	23.909	1:37.893	69	30.165	1:37.246	69	35.275	1:37.156
47	10.870	1:49.555	47	17.325	1:37.523	47	25.697	1:39.816	47	31.656	1:36.949	47	36.612	1:37.002
69	11.480	1:50.165	69	17.460	1:37.048	95	27.841	1:39.127	95	35.456	1:38.605	95	42.038	1:38.628
95	12.687	1:51.372	95	20.158	1:38.539	36	28.448	1:38.500	36	36.242	1:38.784	36	42.691	1:38.495
36	14.252	1:52.937	36	21.392	1:38.208	92	45.746	1:44.659	92	57.835	1:43.079	63	1:09.106	1:41.923
63	17.177	1:55.862	63	31.606	1:45.497	63	47.125	1:46.963	63	59.229	1:43.094	92	1:09.368	1:43.579
92	18.322	1:57.007	92	32.531	1:45.277									

Weather / Track : Bright / Dry

Snetterton
 Circuit Length = 1.9520 miles
 Start: 12:33 End: 12:50

Mini Se7en Championship

RACE 14 - LAP CHART

Lap 6			Lap 7			Lap 8			Lap 9			Lap 10		
No	Behind	Laptime	No	Behind	Laptime	No	Behind	Laptime	No	Behind	Laptime	No	Behind	Laptime
35		1:30.257	46		1:30.229	35		1:30.258	85		1:29.701	85		1:29.532
46	0.220	1:30.032	35	0.287	1:30.736	85	0.051	1:29.532	35	0.641	1:30.393	8	4.025	1:32.803
8	0.621	1:30.141	8	0.652	1:30.480	63	1 LAP	1:41.514	8	0.754	1:29.877	35	4.316	1:33.207
37	0.978	1:30.287	85	1.064	1:30.045	8	0.629	1:30.522	46	1.246	1:30.095	46	4.370	1:32.656
85	1.468	1:31.644	37	1.738	1:31.209	46	0.903	1:31.448	37	4.029	1:31.461	37	5.917	1:31.420
6	10.172	1:31.162	6	11.070	1:31.347	37	2.320	1:31.127	6	12.296	1:30.943	6	14.408	1:31.644
5	12.181	1:33.360	5	13.447	1:31.715	92	1 LAP	1:42.782	63	1 LAP	1:42.206	77	18.844	1:31.058
77	12.458	1:32.983	77	14.867	1:32.858	6	11.105	1:30.580	92	1 LAP	1:41.132	5	19.227	1:31.677
10	13.209	1:32.052	10	16.032	1:33.272	5	14.525	1:31.623	5	17.082	1:32.309	10	20.448	1:31.385
50	13.975	1:32.346	50	16.412	1:32.886	77	15.602	1:31.280	77	17.318	1:31.468	63	1 LAP	1:41.108
24	14.093	1:32.716	24	23.491	1:39.847	10	16.551	1:31.064	10	18.595	1:31.796	92	1 LAP	1:40.144
34	29.174	1:35.040	25	33.806	1:34.158	50	17.887	1:32.020	50	21.462	1:33.327	50	25.648	1:33.718
91	29.979	1:34.204	91	35.183	1:35.653	24	25.764	1:32.818	24	28.546	1:32.534	24	31.289	1:32.275
25	30.097	1:33.775	34	36.982	1:38.257	25	37.429	1:34.168	25	41.846	1:34.169	91	48.473	1:35.196
47	43.082	1:36.727	47	49.015	1:36.382	91	38.258	1:33.620	91	42.809	1:34.303	25	48.988	1:36.674
69	43.171	1:38.153	69	49.216	1:36.494	47	55.434	1:36.964	36	1:02.116	1:35.675	36	1:07.074	1:34.490
36	48.678	1:36.244	36	53.085	1:34.856	69	56.039	1:37.368	47	1:03.250	1:37.568	47	1:09.563	1:35.845
95	50.278	1:38.497	95	56.620	1:36.791	36	56.193	1:33.653	69	1:03.689	1:37.402	69	1:09.745	1:35.588
63	1:19.885	1:41.036				95	1:02.363	1:36.288	95	1:08.226	1:35.615	95	1:14.161	1:35.467
92	1:21.376	1:42.265				34	1:17.865	2:11.428						

Weather / Track : Bright / Dry

Snetterton
Circuit Length = 1.9520 miles
Start: 12:33 End: 12:50

CSL Cup

QUALIFYING - RACE 3 - CLASSIFICATION

POS	NO	CL	NAME	ENTRY	TIME	ON	LAPS	GAP	DIFF	MPH
1	20	E46	Nick FOSTER	BMW E46 M3	1:21.256	11	14			86.48
2	11	E46	Stephen GILL	BMW E46 M3	1:21.786	14	14	0.530	0.530	85.92
3	1	E46	Dan STRINGFELLOW	BMW E46 M3	1:22.206	6	7	0.950	0.420	85.48
4	21	E46	Mark STEWARD	BMW E46 M3	1:23.064	11	13	1.808	0.858	84.59
5	19	E46	Mark RADCLIFFE	BMW E46 M3	1:26.564	4	4	5.308	3.500	81.17
6	9	E46	Adam HAYES	BMW E46 M3	1:28.025	1	1	6.769	1.461	79.83
7	29	E46	David BRIAULT	BMW E36 M3	1:33.174	5	9	11.918	5.149	75.41
8	12	E46	Russell FOSTER	BMW E46 M3	1:36.490	6	10	15.234	3.316	72.82
9	8	E46	Peter ROWBOTTOM	BMW M3 E36	1:46.582	10	10	25.326	10.092	65.93

Car 8 - Transponder not working

Car 9/19 - Transponder stopped working - please check

Weather / Track : Light Rain / Wet

These results are provisional until the conclusion of any judicial and technical matters.

Snetterton

Circuit Length = 1.9520 miles

Start: 09:57 End: 10:19

Clerk of Course :

Timekeeper :

CSL Cup


QUALIFYING - RACE 3 - LAP ANALYSIS

1	Dan STRINGFELLOW		E46				
1 -	1:27.167	+ 4.961	10:00:44.666	5 -	1:23.114	+ 0.908	10:10:58.645
2 -	1:25.971	+ 3.765	10:02:10.637	6 -	1:22.206		10:12:20.851
3 -	1:24.778	+ 2.572	10:03:35.415	7 -	1:22.327	+ 0.121	10:13:43.178
4 -	6:00.116	+ 4:37.910	10:09:35.531				
8	Peter ROWBOTTOM		E46				
1 -	1:57.629	+ 11.047	10:01:45.826	6 -	1:46.648	+ 0.066	10:11:02.683
2 -	1:54.369	+ 7.787	10:03:40.195	7 -	1:49.111	+ 2.529	10:12:51.794
3 -	1:52.580	+ 5.998	10:05:32.775	8 -	1:53.818	+ 7.236	10:14:45.612
4 -	1:53.541	+ 6.959	10:07:26.316	9 -	1:46.833	+ 0.251	10:16:32.445
5 -	1:49.719	+ 3.137	10:09:16.035	10 -	1:46.582		10:18:19.027
9	Adam HAYES		E46				
1 -	1:28.025		10:12:58.355				
11	Stephen GILL		E46				
1 -	1:27.079	+ 5.293	10:00:41.673	8 -	1:23.738	+ 1.952	10:10:28.528
2 -	1:25.230	+ 3.444	10:02:06.903	9 -	1:23.514	+ 1.728	10:11:52.042
3 -	1:25.366	+ 3.580	10:03:32.269	10 -	1:23.405	+ 1.619	10:13:15.447
4 -	1:23.668	+ 1.882	10:04:55.937	11 -	1:22.583	+ 0.797	10:14:38.030
5 -	1:23.129	+ 1.343	10:06:19.066	12 -	1:23.164	+ 1.378	10:16:01.194
6 -	1:22.381	+ 0.595	10:07:41.447	13 -	1:22.101	+ 0.315	10:17:23.295
7 -	1:23.343	+ 1.557	10:09:04.790	14 -	1:21.786		10:18:45.081
12	Russell FOSTER		E46				
1 -	1:40.171	+ 3.681	10:01:11.776	6 -	1:36.490		10:09:22.848
2 -	1:38.564	+ 2.074	10:02:50.340	7 -	1:41.776	+ 5.286	10:11:04.624
3 -	1:39.250	+ 2.760	10:04:29.590	8 -	1:36.896	+ 0.406	10:12:41.520
4 -	1:38.399	+ 1.909	10:06:07.989	9 -	1:38.033	+ 1.543	10:14:19.553
5 -	1:38.369	+ 1.879	10:07:46.358	10 -	4:40.454	+ 3:03.964	10:19:00.007
19	Mark RADCLIFFE		E46				
1 -	1:28.917	+ 2.353	10:00:46.170	3 -	1:27.150	+ 0.586	10:03:41.205
2 -	1:27.885	+ 1.321	10:02:14.055	4 -	1:26.564		10:05:07.769
20	Nick FOSTER		E46				
1 -	1:31.896	+ 10.640	9:59:10.834	8 -	1:27.684	+ 6.428	10:09:53.464
2 -	1:26.228	+ 4.972	10:00:37.062	9 -	1:21.907	+ 0.651	10:11:15.371
3 -	1:24.367	+ 3.111	10:02:01.429	10 -	1:22.999	+ 1.743	10:12:38.370
4 -	1:24.873	+ 3.617	10:03:26.302	11 -	1:21.256		10:13:59.626
5 -	1:22.399	+ 1.143	10:04:48.701	12 -	1:22.055	+ 0.799	10:15:21.681
6 -	1:22.136	+ 0.880	10:06:10.837	13 -	1:21.841	+ 0.585	10:16:43.522
7 -	2:14.943 P	+ 53.687	10:08:25.780	14 -	1:21.690	+ 0.434	10:18:05.212
21	Mark STEWARD		E46				
1 -	1:34.599	+ 11.535	9:59:11.510	8 -	1:25.785	+ 2.721	10:09:14.913
2 -	1:28.407	+ 5.343	10:00:39.917	9 -	1:24.179	+ 1.115	10:10:39.092
3 -	1:25.670	+ 2.606	10:02:05.587	10 -	1:23.671	+ 0.607	10:12:02.763
4 -	1:26.371	+ 3.307	10:03:31.958	11 -	1:23.064		10:13:25.827
5 -	1:27.884	+ 4.820	10:04:59.842	12 -	1:26.727	+ 3.663	10:14:52.554
6 -	1:24.567	+ 1.503	10:06:24.409	13 -	1:23.416	+ 0.352	10:16:15.970
7 -	1:24.719	+ 1.655	10:07:49.128				
29	David BRIAULT		E46				
1 -	1:42.241	+ 9.067	10:02:32.028	6 -	1:33.411	+ 0.237	10:13:19.755
2 -	1:37.810	+ 4.636	10:04:09.838	7 -	1:44.900	+ 11.726	10:15:04.655
3 -	1:36.666	+ 3.492	10:05:46.504	8 -	1:35.012	+ 1.838	10:16:39.667
4 -	4:26.666	+ 2:53.492	10:10:13.170	9 -	1:33.709	+ 0.535	10:18:13.376
5 -	1:33.174		10:11:46.344				

Weather / Track : Light Rain / Wet

Snetterton
Circuit Length = 1.9520 miles
Start: 09:57 End: 10:19

CSL Cup
RACE 3 - GRID

ROW 4	1:36.490 12 Russell FOSTER	1:46.582 8 Peter ROWBOTTOM Transponder not working
ROW 3	1:26.564 19 Mark RADCLIFFE Transponder stopped working	1:33.174 29 David BRIAULT
ROW 2	1:22.206 1 Dan STRINGFELLOW	1:23.064 21 Mark STEWARD
ROW 1	1:21.256 20 Nick FOSTER	1:21.786 11 Stephen GILL
Pole		
		

Car 8 - Transponder not working
 Car 19 - Transponder stopped working - please check

Snetterton
 Circuit Length = 1.9520 miles

These results are provisional until the conclusion of any judicial and technical matters.

Clerk of Course :		Timekeeper :
-------------------	--	--------------

CSL Cup

RACE 3 - CLASSIFICATION

POS	NO	CL	NAME	ENTRY	LAPS	TIME	GAP	DIFF	MPH	BEST	ON
1	20	E46	Nick FOSTER	BMW E46 M3	15	20:44.100			84.72	1:21.777	12
2	11	E46	Stephen GILL	BMW E46 M3	15	20:49.560	5.460	5.460	84.35	1:22.056	9
3	21	E46	Mark STEWARD	BMW E46 M3	15	21:11.717	27.617	22.157	82.88	1:22.353	14
4	1	E46	Dan STRINGFELLOW	BMW E46 M3	15	21:25.384	41.284	13.667	82.00	1:21.695	14
5	19	E46	Mark RADCLIFFE - See Note	BMW E46 M3	15	21:53.350	1:09.250	27.966	80.25	1:25.318	11
6	29	E46	David BRIAULT	BMW E36 M3	14	21:29.315	1 lap	1 lap	76.30	1:29.976	11
7	12	E46	Russell FOSTER	BMW E46 M3	14	21:50.128	1 lap	20.813	75.09	1:28.657	7
8	8	E46	Peter ROWBOTTOM - See Note	BMW M3 E36	13	21:57.538	2 laps	1 lap	69.33	1:38.639	12

FASTEST LAP

1	E46	Dan STRINGFELLOW	BMW E46 M3	14	1:21.695	86.01 mph	138.43 kph
---	-----	------------------	------------	----	----------	-----------	------------

Cars 8 + 19 - Transponders not working, please contact timekeeping

Weather / Track : Light Rain / Wet

These results are provisional until the conclusion of any judicial and technical matters.

Snetterton

Circuit Length = 1.9520 miles

Start: 14:33 End: 14:55

Clerk of Course :		Timekeeper :	
-------------------	--	--------------	--

CSL Cup

RACE 3 - LAP CHART

Lap 1			Lap 2			Lap 3			Lap 4			Lap 5		
No	Behind	Laptime	No	Behind	Laptime	No	Behind	Laptime	No	Behind	Laptime	No	Behind	Laptime
20		1:31.718	20		1:22.491	20		1:22.024	20		1:21.898	20		1:21.939
11	0.561	1:32.279	11	0.977	1:22.907	11	1.593	1:22.640	11	1.783	1:22.088	11	1.947	1:22.103
1	3.361	1:35.079	1	5.551	1:24.681	1	7.122	1:23.595	1	7.865	1:22.641	1	8.109	1:22.183
21	3.700	1:35.418	21	6.602	1:25.393	21	9.278	1:24.700	21	13.160	1:25.780	21	15.578	1:24.357
19	6.745	1:38.463	19	13.542	1:29.288	19	19.867	1:28.349	19	25.565	1:27.596	19	30.088	1:26.462
29	11.101	1:42.819	29	20.525	1:31.915	29	30.310	1:31.809	29	41.990	1:33.578	29	52.072	1:32.021
12	11.719	1:43.437	8	40.617	1:43.612	12	54.904	1:35.286	12	1:05.326	1:32.320	12	1:16.841	1:33.454
8	19.496	1:51.214	12	41.642	1:52.414	8	1:01.247	1:42.654	8	1:18.790	1:39.441			

Weather / Track : Light Rain / Wet

Snetterton
Circuit Length = 1.9520 miles
Start: 14:33 End: 14:55

CSL Cup

RACE 3 - LAP CHART

Lap 6			Lap 7			Lap 8			Lap 9			Lap 10		
No	Behind	Laptime	No	Behind	Laptime	No	Behind	Laptime	No	Behind	Laptime	No	Behind	Laptime
20		1:21.915	20		1:23.359	20		1:21.927	20		1:22.174	20		1:22.940
11	2.829	1:22.797	11	2.134	1:22.664	11	2.324	1:22.117	11	2.206	1:22.056	11	2.150	1:22.884
1	8.081	1:21.887	12	1 LAP	1:31.947	1	8.734	1:23.898	1	9.119	1:22.559	29	1 LAP	1:31.513
8	1 LAP	1:41.500	1	6.763	1:22.041	12	1 LAP	1:28.657	12	1 LAP	1:30.725	21	23.591	1:24.965
21	17.244	1:23.581	21	18.405	1:24.520	21	20.161	1:23.683	21	21.566	1:23.579	1	24.829	1:38.650
19	34.133	1:25.960	8	1 LAP	1:39.555	19	41.729	1:26.856	19	45.448	1:25.893	12	1 LAP	1:30.676
29	1:01.818	1:31.661	19	36.800	1:26.026	8	1 LAP	1:39.430	8	1 LAP	1:38.757	19	48.561	1:26.053
			29	1:09.015	1:30.556	29	1:17.897	1:30.809						

Weather / Track : Light Rain / Wet

Snetterton
Circuit Length = 1.9520 miles
Start: 14:33 End: 14:55

CSL Cup


RACE 3 - LAP CHART

Lap 11			Lap 12			Lap 13			Lap 14			Lap 15		
No	Behind	Laptime	No	Behind	Laptime	No	Behind	Laptime	No	Behind	Laptime	No	Behind	Laptime
20		1:22.242	20		1:21.777	20		1:21.843	20		1:21.935	20		1:23.918
8	2 LAPS	1:39.257	11	4.878	1:24.393	11	5.612	1:22.577	11	6.448	1:22.771	11	5.460	1:22.930
11	2.262	1:22.354	8	2 LAPS	1:40.114	21	28.466	1:24.487	21	28.884	1:22.353	21	27.617	1:22.651
29	1 LAP	1:30.243	29	1 LAP	1:29.976	29	1 LAP	1:31.315	1	31.901	1:21.695	1	41.284	1:33.301
21	24.825	1:23.476	21	25.822	1:22.774	1	32.141	1:21.956	29	1 LAP	1:30.166	29	1 LAP	1:30.934
1	29.191	1:26.604	1	32.028	1:24.614	8	2 LAPS	1:43.624	12	1 LAP	1:29.303	12	1 LAP	1:32.892
12	1 LAP	1:29.724	12	1 LAP	1:29.710	12	1 LAP	1:29.583	8	2 LAPS	1:38.639	19	1:09.250	1:26.336
19	51.637	1:25.318	19	55.778	1:25.918	19	1:01.629	1:27.694	19	1:06.832	1:27.138	8	2 LAPS	1:39.741

Weather / Track : Light Rain / Wet

Snetterton
Circuit Length = 1.9520 miles
Start: 14:33 End: 14:55

CSL Cup
RACE 12 - GRID - AMENDED

ROW 5	99 John THORNE	
ROW 4	8 Peter ROWBOTTOM	9 Adam HAYES
ROW 3	29 David BRIAULT	12 Russell FOSTER
ROW 2	21 Mark STEWARD	1 Dan STRINGFELLOW
ROW 1	20 Nick FOSTER	11 Stephen GILL
	Pole	
		

Car 99 allowed to start from back of grid

Snetterton
 Circuit Length = 1.9520 miles

These results are provisional until the conclusion of any judicial and technical matters.

Clerk of Course :		Timekeeper :

CSL Cup

RACE 12 - CLASSIFICATION - AMENDED

POS	NO	CL	NAME	ENTRY	LAPS	TIME	GAP	DIFF	MPH	BEST	ON
1	1	E46	Dan STRINGFELLOW	BMW E46 M3	17	21:16.130			93.61	1:13.133	4
2	11	E46	Stephen GILL	BMW E46 M3	17	21:28.062	11.932	11.932	92.74	1:14.126	4
3	20	E46	Nick FOSTER	BMW E46 M3	17	21:31.361	15.231	3.299	92.50	1:13.660	5
4	9	E46	Adam HAYES	BMW E46 M3	17	22:14.660	58.530	43.299	89.50	1:16.867	4
5	12	E46	Russell FOSTER	BMW E46 M3	16	21:59.335	1 lap	1 lap	85.22	1:20.801	11
6	29	E46	David BRIAULT	BMW E36 M3	15	21:19.053	2 laps	1 lap	82.40	1:20.239	3
7	8	E46	NO TRANSPONDER	BMW M3 E36	15	22:11.368	2 laps	52.315	79.17	1:25.561	10
NOT CLASSIFIED											
DNF	99	I	John THORNE	BMW E92 M3	2	3:19.239	15 laps	13 laps	70.53	1:37.527	2
DQ	21	E46	Mark STEWARD	BMW E46 M3	17	21:25.551	9.421	0.000	92.92	1:13.647	5
FASTEST LAP											
1	E46	Dan STRINGFELLOW	BMW E46 M3	4	1:13.133	96.08 mph	154.63 kph				
99	I	John THORNE	BMW E92 M3	2	1:37.527	72.05 mph	115.95 kph				

Car 21 Excluded from the race - Non Compliance.

Car 8 - Still no transponder. You must speak to the timekeepers before your next race or you may not be timed.

Weather / Track : Bright / Dry

These results are provisional until the conclusion of any judicial and technical matters.

Snetterton

Circuit Length = 1.9520 miles

Start: 11:30 End: 11:53

Clerk of Course :		Timekeeper :
-------------------	--	--------------

CSL Cup

RACE 12 - LAP CHART

Lap 1			Lap 2			Lap 3			Lap 4			Lap 5		
No	Behind	Laptime	No	Behind	Laptime	No	Behind	Laptime	No	Behind	Laptime	No	Behind	Laptime
20		1:24.623	20		1:15.536	1		1:16.585	1		1:13.133	1		1:13.783
1	0.212	1:24.835	1	0.392	1:15.716	20	0.366	1:17.343	20	1.037	1:13.804	20	0.914	1:13.660
21	1.453	1:26.076	21	1.803	1:15.886	21	0.844	1:16.018	21	1.888	1:14.177	21	1.752	1:13.647
9	2.378	1:27.001	11	3.502	1:15.086	11	1.265	1:14.740	11	2.258	1:14.126	11	2.874	1:14.399
11	3.952	1:28.575	9	5.090	1:18.248	9	5.801	1:17.688	9	9.535	1:16.867	9	13.080	1:17.328
12	8.201	1:32.824	29	14.824	1:21.678	29	18.086	1:20.239	12	31.682	1:22.703	12	39.342	1:21.443
29	8.682	1:33.305	12	16.210	1:23.545	12	22.112	1:22.879	29	32.580	1:27.627	29	41.322	1:22.525
8	13.625	1:38.248	8	25.653	1:27.564	8	36.210	1:27.534	8	49.449	1:26.372			
99	17.089	1:41.712	99	39.080	1:37.527									

Weather / Track : Bright / Dry

Snetterton
 Circuit Length = 1.9520 miles
 Start: 11:30 End: 11:53

CSL Cup

RACE 12 - LAP CHART

Lap 6			Lap 7			Lap 8			Lap 9			Lap 10		
No	Behind	Laptime	No	Behind	Laptime	No	Behind	Laptime	No	Behind	Laptime	No	Behind	Laptime
1		1:13.338	1		1:13.713	1		1:13.503	1		1:13.913	1		1:13.872
20	1.396	1:13.820	20	2.054	1:14.371	21	3.958	1:14.740	21	3.882	1:13.837	21	4.355	1:14.345
21	2.532	1:14.118	21	2.721	1:13.902	20	4.705	1:16.154	20	6.448	1:15.656	20	8.420	1:15.844
11	5.479	1:15.943	11	5.895	1:14.129	11	6.729	1:14.337	11	7.200	1:14.384	11	8.701	1:15.373
8	1 LAP	1:44.093	29	1 LAP	1:52.153	29	1 LAP	1:22.891	29	1 LAP	1:22.901	29	1 LAP	1:22.388
9	17.181	1:17.439	9	20.748	1:17.280	9	25.190	1:17.945	9	28.713	1:17.436	9	33.500	1:18.659
12	47.654	1:21.650	8	1 LAP	1:28.139	8	1 LAP	1:27.188	8	1 LAP	1:26.168	8	1 LAP	1:26.268
			12	56.354	1:22.413	12	1:05.553	1:22.702	12	1:12.451	1:20.811			

Weather / Track : Bright / Dry

Snetterton
Circuit Length = 1.9520 miles
Start: 11:30 End: 11:53

CSL Cup

RACE 12 - LAP CHART

Lap 11			Lap 12			Lap 13			Lap 14			Lap 15		
No	Behind	Laptime	No	Behind	Laptime	No	Behind	Laptime	No	Behind	Laptime	No	Behind	Laptime
1		1:14.415	1		1:14.091	1		1:14.289	1		1:14.756	1		1:14.925
21	4.994	1:15.054	21	5.887	1:14.984	21	7.229	1:15.631	21	7.480	1:15.007	21	8.266	1:15.711
12	1 LAP	1:21.038	11	10.324	1:14.778	8	2 LAPS	1:27.094	11	11.744	1:15.634	11	12.232	1:15.413
11	9.637	1:15.351	12	1 LAP	1:20.801	11	10.866	1:14.831	20	14.092	1:15.726	20	14.750	1:15.583
20	10.841	1:16.836	20	11.980	1:15.230	20	13.122	1:15.431	8	2 LAPS	1:27.414	12	1 LAP	1:21.378
9	36.968	1:17.883	9	41.505	1:18.628	12	1 LAP	1:21.840	12	1 LAP	1:20.884	8	2 LAPS	1:27.599
29	1 LAP	1:22.810	29	1 LAP	1:22.324	9	45.605	1:18.389	9	48.669	1:17.820	9	51.911	1:18.167
8	1 LAP	1:25.561				29	1 LAP	1:22.702	29	1 LAP	1:22.166	29	1 LAP	1:21.528

Weather / Track : Bright / Dry

Snetterton
Circuit Length = 1.9520 miles
Start: 11:30 End: 11:53

CSL Cup


RACE 12 - LAP CHART

Lap 16			Lap 17		
No	Behind	Laptime	No	Behind	Laptime
1		1:15.898	1		1:15.365
21	8.005	1:15.637	29	2 LAPS	1:21.816
11	11.635	1:15.301	21	9.421	1:16.781
20	14.687	1:15.835	11	11.932	1:15.662
12	1 LAP	1:21.326	20	15.231	1:15.909
8	2 LAPS	1:25.723	12	1 LAP	1:21.098
9	55.132	1:19.119	8	2 LAPS	1:26.403
			9	58.530	1:18.763

Weather / Track : Bright / Dry

Snetterton
Circuit Length = 1.9520 miles
Start: 11:30 End: 11:53

CSL Cup
RACE 19 - GRID - AMENDED

ROW 5	21	Mark STEWARD	
ROW 4	99	John THORNE	19 Mark RADCLIFFE
ROW 3	29	David BRIAULT	8 NO TRANSPONDER
ROW 2	20	Nick FOSTER	12 Russell FOSTER
ROW 1	1	Dan STRINGFELLOW	11 Stephen GILL
Pole			
			

Car 21 moved to back of grid - Non Compliance.

Snetterton
 Circuit Length = 1.9520 miles

These results are provisional until the conclusion of any judicial and technical matters.

Clerk of Course :		Timekeeper :

CSL Cup

RACE 19 - CLASSIFICATION

POS	NO	CL	NAME	ENTRY	LAPS	TIME	GAP	DIFF	MPH	BEST	ON
1	1	E46	Dan STRINGFELLOW	BMW E46 M3	16	19:59.207			93.75	1:13.919	8
2	20	E46	Nick FOSTER	BMW E46 M3	16	20:04.064	4.857	4.857	93.37	1:13.459	3
3	11	E46	Stephen GILL	BMW E46 M3	16	20:09.316	10.109	5.252	92.97	1:14.378	11
4	21	E46	Mark STEWARD	BMW E46 M3	16	20:11.443	12.236	2.127	92.80	1:13.981	7
5	19	E46	Mark RADCLIFFE	BMW E46 M3	16	21:11.917	1:12.710	1:00.474	88.39	1:18.433	12
6	12	E46	Russell FOSTER	BMW E46 M3	15	20:18.044	1 lap	1 lap	86.53	1:19.492	4
7	29	E46	David BRIAULT	BMW E46 M3	15	20:42.054	1 lap	24.010	84.86	1:18.769	8
8	8	E46	NO TRANSPONDER	BMW M3 E36	14	21:06.959	2 laps	1 lap	77.65	1:28.179	13

FASTEST LAP

20	E46	Nick FOSTER	BMW E46 M3	3	1:13.459	95.66 mph	153.95 kph
----	-----	--------------------	------------	---	----------	-----------	------------

Car 8 - No Transponder.

Weather / Track : Sunny / Dry

These results are provisional until the conclusion of any judicial and technical matters.

Snetterton

Circuit Length = 1.9520 miles

Start: 15:56 End: 16:17

Clerk of Course :		Timekeeper :	
-------------------	--	--------------	--

CSL Cup

RACE 19 - LAP CHART

Lap 1			Lap 2			Lap 3			Lap 4			Lap 5		
No	Behind	Laptime	No	Behind	Laptime	No	Behind	Laptime	No	Behind	Laptime	No	Behind	Laptime
1		1:22.019	1		1:14.432	1		1:14.372	1		1:14.278	1		1:14.488
20	1.737	1:23.756	20	1.760	1:14.455	20	0.847	1:13.459	20	0.360	1:13.791	20	0.426	1:14.554
11	3.055	1:25.074	11	3.872	1:15.249	11	4.605	1:15.105	11	5.403	1:15.076	11	6.282	1:15.367
12	6.714	1:28.733	21	9.043	1:16.231	21	8.821	1:14.150	21	8.972	1:14.429	21	8.848	1:14.364
21	7.244	1:29.263	19	12.051	1:19.027	19	16.203	1:18.524	19	20.612	1:18.687	19	24.867	1:18.743
19	7.456	1:29.475	12	13.726	1:21.444	12	19.587	1:20.233	12	24.801	1:19.492	12	31.120	1:20.807
29	9.007	1:31.026	29	16.132	1:21.557	29	22.342	1:20.582	29	28.741	1:20.677	29	34.897	1:20.644
8	17.636	1:39.655	8	33.386	1:30.182	8	49.173	1:30.159	8	1:04.915	1:30.020			

Weather / Track : Sunny / Dry

Snetterton
Circuit Length = 1.9520 miles
Start: 15:56 End: 16:17

CSL Cup

RACE 19 - LAP CHART

Lap 6			Lap 7			Lap 8			Lap 9			Lap 10		
No	Behind	Laptime	No	Behind	Laptime	No	Behind	Laptime	No	Behind	Laptime	No	Behind	Laptime
1		1:15.459	1		1:14.011	1		1:13.919	1		1:14.986	1		1:14.250
20	0.411	1:15.444	20	0.358	1:13.958	20	0.387	1:13.948	20	0.428	1:15.027	20	0.531	1:14.353
11	5.670	1:14.847	11	6.312	1:14.653	11	6.993	1:14.600	11	7.354	1:15.347	11	7.504	1:14.400
8	1 LAP	1:31.848	21	7.439	1:13.981	21	7.772	1:14.252	21	9.298	1:16.512	21	9.630	1:14.582
21	7.469	1:14.080	8	1 LAP	1:29.706	19	38.209	1:18.602	19	42.467	1:19.244	19	47.350	1:19.133
19	28.728	1:19.320	19	33.526	1:18.809	8	1 LAP	1:29.990	12	52.281	1:19.861	12	57.907	1:19.876
12	35.789	1:20.128	12	41.614	1:19.836	12	47.406	1:19.711	8	1 LAP	1:29.461	29	57.940	1:19.046
29	38.903	1:19.465	29	44.419	1:19.527	29	49.269	1:18.769	29	53.144	1:18.861	8	1 LAP	1:28.455

Weather / Track : Sunny / Dry

Snetterton
Circuit Length = 1.9520 miles
Start: 15:56 End: 16:17

CSL Cup

RACE 19 - LAP CHART

Lap 11			Lap 12			Lap 13			Lap 14			Lap 15		
No	Behind	Laptime	No	Behind	Laptime	No	Behind	Laptime	No	Behind	Laptime	No	Behind	Laptime
1		1:14.503	1		1:14.471	1		1:14.166	1		1:15.259	1		1:14.090
20	0.328	1:14.300	20	0.551	1:14.694	20	0.487	1:14.102	20	0.798	1:15.570	20	0.541	1:13.833
11	7.379	1:14.378	29	1 LAP	1:39.191	11	10.104	1:15.322	12	1 LAP	1:22.612	11	9.891	1:14.605
21	9.359	1:14.232	11	8.948	1:16.040	21	10.799	1:14.852	11	9.376	1:14.531	21	11.094	1:14.776
19	51.793	1:18.946	21	10.113	1:15.225	29	1 LAP	1:23.782	21	10.408	1:14.868	12	1 LAP	1:22.548
12	1:05.949	1:22.545	8	2 LAPS	1:32.972	8	2 LAPS	1:29.335	29	1 LAP	1:22.632	29	1 LAP	1:22.236
			19	55.755	1:18.433	19	1:00.327	1:18.738	8	2 LAPS	1:28.444	8	2 LAPS	1:28.179
			12	1:11.953	1:20.475				19	1:03.826	1:18.758	19	1:08.305	1:18.569

Weather / Track : Sunny / Dry

Snetterton
Circuit Length = 1.9520 miles
Start: 15:56 End: 16:17

CSL Cup

RACE 19 - LAP CHART

Lap 16		
No	Behind	Laptime
1		1:14.504
20	4.857	1:18.820
11	10.109	1:14.722
21	12.236	1:15.646
12	1 LAP	1:19.743
29	1 LAP	1:24.059
8	2 LAPS	1:28.553
19	1:12.710	1:18.909

Weather / Track : Sunny / Dry

Snetterton
Circuit Length = 1.9520 miles
Start: 15:56 End: 16:17

Mini Miglia Championship

QUALIFYING - RACE 4 - CLASSIFICATION

POS	NO	CL	NAME	ENTRY	TIME	ON	LAPS	GAP	DIFF	MPH
1	11		Kane ASTIN	Mini Miglia	1:29.694	8	9			78.34
2	53		Niven BURGE	Mini Miglia	1:31.109	3	9	1.415	1.415	77.12
3	20		Endaf OWENS	Mini Miglia	1:31.219	7	7	1.525	0.110	77.03
4	69		Tony LEMAY	Mini Miglia	1:31.889	7	8	2.195	0.670	76.47
5	5		Sarah MUNNS	Mini Miglia	1:32.169	5	7	2.475	0.280	76.24
6	72		Robert HOWARD	Mini Miglia	1:32.448	9	9	2.754	0.279	76.01
7	2		Colin PEACOCK	Mini Miglia	1:32.603	5	10	2.909	0.155	75.88
8	42		Paul SIMMONDS	Mini Miglia	1:32.678	8	9	2.984	0.075	75.82
9	4		Mark SIMS	Mini Miglia	1:33.026	4	4	3.332	0.348	75.53
10	21		Aaron SMITH	Mini Miglia	1:33.053	3	8	3.359	0.027	75.51
11	44		Paul CLARK	Mini Miglia	1:33.973	4	4	4.279	0.920	74.77
12	6		Dave DREW	Mini Miglia	1:34.484	7	7	4.790	0.511	74.37
13	28		Robert HUMPHREYS	Mini Miglia	1:34.628	2	8	4.934	0.144	74.26
14	99		Mark COWAN	Mini Miglia	1:35.039	4	9	5.345	0.411	73.93
15	17		Steve WHITELEY	Mini Miglia	1:37.124	6	8	7.430	2.085	72.35
16	10		Phil HARVEY	Mini Miglia	1:37.881	6	8	8.187	0.757	71.79
17	55		Michael GREEN	Mini Miglia	1:37.983	4	5	8.289	0.102	71.71
18	26		Owen STINCHCOMBE	Mini Miglia	1:38.571	7	9	8.877	0.588	71.28
19	3		Paul THOMPSON	Mini Miglia		0	1			

Weather / Track : Cloudy / Damp
 These results are provisional until the conclusion of any judicial and technical matters.

Snetterton
 Circuit Length = 1.9520 miles
 Start: 10:25 End: 10:41

Clerk of Course :		Timekeeper :
-------------------	--	--------------

Mini Miglia Championship

QUALIFYING - RACE 4 - LAP ANALYSIS

2	Colin PEACOCK						
1 -	1:46.088	+ 13.485	10:27:23.379	6 -	1:34.821	+ 2.218	10:35:14.265
2 -	1:37.371	+ 4.768	10:29:00.750	7 -	1:33.280	+ 0.677	10:36:47.545
3 -	1:33.282	+ 0.679	10:30:34.032	8 -	1:33.261	+ 0.658	10:38:20.806
4 -	1:32.809	+ 0.206	10:32:06.841	9 -	1:32.901	+ 0.298	10:39:53.707
5 -	1:32.603		10:33:39.444	10 -	1:32.750	+ 0.147	10:41:26.457
3	Paul THOMPSON						
1 -	1:42.204	- 03:59:12.572	10:26:55.760				
4	Mark SIMS						
1 -	1:37.512	+ 4.486	10:28:39.403	3 -	1:33.870	+ 0.844	10:31:47.431
2 -	1:34.158	+ 1.132	10:30:13.561	4 -	1:33.026		10:33:20.457
5	Sarah MUNNS						
1 -	1:45.121	+ 12.952	10:27:18.234	5 -	1:32.169		10:33:37.608
2 -	1:36.527	+ 4.358	10:28:54.761	6 -	3:04.951 P	+ 1:32.782	10:36:42.559
3 -	1:37.687	+ 5.518	10:30:32.448	7 -	1:40.750	+ 8.581	10:38:23.309
4 -	1:32.991	+ 0.822	10:32:05.439				
6	Dave DREW						
1 -	1:36.765	+ 2.281	10:28:33.769	5 -	1:37.674	+ 3.190	10:38:11.968
2 -	1:38.281	+ 3.797	10:30:12.050	6 -	1:36.057	+ 1.573	10:39:48.025
3 -	4:39.751	+ 3:05.267	10:34:51.801	7 -	1:34.484		10:41:22.509
4 -	1:42.493	+ 8.009	10:36:34.294				
10	Phil HARVEY						
1 -	1:45.019	+ 7.138	10:29:15.703	5 -	1:43.471	+ 5.590	10:35:57.396
2 -	1:40.342	+ 2.461	10:30:56.045	6 -	1:37.881		10:37:35.277
3 -	1:38.756	+ 0.875	10:32:34.801	7 -	1:38.293	+ 0.412	10:39:13.570
4 -	1:39.124	+ 1.243	10:34:13.925	8 -	1:38.257	+ 0.376	10:40:51.827
11	Kane ASTIN						
1 -	1:32.078	+ 2.384	10:28:25.728	6 -	1:32.787	+ 3.093	10:35:58.922
2 -	1:30.477	+ 0.783	10:29:56.205	7 -	1:32.265	+ 2.571	10:37:31.187
3 -	1:30.349	+ 0.655	10:31:26.554	8 -	1:29.694		10:39:00.881
4 -	1:29.869	+ 0.175	10:32:56.423	9 -	1:29.870	+ 0.176	10:40:30.751
5 -	1:29.712	+ 0.018	10:34:26.135				
17	Steve WHITELEY						
1 -	1:48.817	+ 11.693	10:29:09.877	5 -	1:42.595	+ 5.471	10:36:00.403
2 -	1:44.450	+ 7.326	10:30:54.327	6 -	1:37.124		10:37:37.527
3 -	1:42.774	+ 5.650	10:32:37.101	7 -	1:40.465	+ 3.341	10:39:17.992
4 -	1:40.707	+ 3.583	10:34:17.808	8 -	1:44.670	+ 7.546	10:41:02.662
20	Endaf OWENS						
1 -	1:34.443	+ 3.224	10:28:59.559	5 -	1:31.330	+ 0.111	10:35:11.879
2 -	1:37.811	+ 6.592	10:30:37.370	6 -	1:31.221	+ 0.002	10:36:43.100
3 -	1:31.869	+ 0.650	10:32:09.239	7 -	1:31.219		10:38:14.319
4 -	1:31.310	+ 0.091	10:33:40.549				
21	Aaron SMITH						
1 -	1:37.355	+ 4.302	10:29:13.712	5 -	1:33.882	+ 0.829	10:35:29.131
2 -	1:35.039	+ 1.986	10:30:48.751	6 -	1:34.059	+ 1.006	10:37:03.190
3 -	1:33.053		10:32:21.804	7 -	1:36.791	+ 3.738	10:38:39.981
4 -	1:33.445	+ 0.392	10:33:55.249	8 -	1:38.329	+ 5.276	10:40:18.310
26	Owen STINCHCOMBE						
1 -	1:52.531	+ 13.960	10:27:01.334	6 -	1:46.789	+ 8.218	10:35:58.791
2 -	2:04.847	+ 26.276	10:29:06.181	7 -	1:38.571		10:37:37.362
3 -	1:41.527	+ 2.956	10:30:47.708	8 -	1:49.921	+ 11.350	10:39:27.283

Weather / Track : Cloudy / Damp

Snetterton
Circuit Length = 1.9520 miles
Start: 10:25 End: 10:41

Mini Miglia Championship

QUALIFYING - RACE 4 - LAP ANALYSIS


4 -	1:43.777	+ 5.206	10:32:31.485	9 -	1:39.137	+ 0.566	10:41:06.420
5 -	1:40.517	+ 1.946	10:34:12.002				
28	Robert HUMPHREYS						
1 -	1:37.918	+ 3.290	10:28:41.174	5 -	1:35.334	+ 0.706	10:35:16.799
2 -	1:34.628		10:30:15.802	6 -	1:38.632	+ 4.004	10:36:55.431
3 -	1:46.147	+ 11.519	10:32:01.949	7 -	1:36.423	+ 1.795	10:38:31.854
4 -	1:39.516	+ 4.888	10:33:41.465	8 -	1:34.647	+ 0.019	10:40:06.501
42	Paul SIMMONDS						
1 -	2:33.490 P	+ 1:00.812	10:27:59.950	6 -	1:38.305	+ 5.627	10:35:57.356
2 -	1:37.457	+ 4.779	10:29:37.407	7 -	1:34.347	+ 1.669	10:37:31.703
3 -	1:34.081	+ 1.403	10:31:11.488	8 -	1:32.678		10:39:04.381
4 -	1:34.298	+ 1.620	10:32:45.786	9 -	1:33.865	+ 1.187	10:40:38.246
5 -	1:33.265	+ 0.587	10:34:19.051				
44	Paul CLARK						
1 -	1:44.590	+ 10.617	10:36:32.289	3 -	1:34.498	+ 0.525	10:39:41.566
2 -	1:34.779	+ 0.806	10:38:07.068	4 -	1:33.973		10:41:15.539
53	Niven BURGE						
1 -	1:33.165	+ 2.056	10:28:33.562	6 -	1:32.218	+ 1.109	10:36:18.205
2 -	1:31.533	+ 0.424	10:30:05.095	7 -	1:31.687	+ 0.578	10:37:49.892
3 -	1:31.109		10:31:36.204	8 -	1:31.223	+ 0.114	10:39:21.115
4 -	1:32.672	+ 1.563	10:33:08.876	9 -	1:32.170	+ 1.061	10:40:53.285
5 -	1:37.111	+ 6.002	10:34:45.987				
55	Michael GREEN						
1 -	1:45.145	+ 7.162	10:29:19.763	4 -	1:37.983		10:39:43.556
2 -	1:39.774	+ 1.791	10:30:59.537	5 -	1:38.678	+ 0.695	10:41:22.234
3 -	7:06.036	+ 5:28.053	10:38:05.573				
69	Tony LEMAY						
1 -	1:49.243	+ 17.354	10:27:37.742	5 -	1:38.364	+ 6.475	10:36:23.532
2 -	1:38.585	+ 6.696	10:29:16.327	6 -	1:32.446	+ 0.557	10:37:55.978
3 -	1:34.624	+ 2.735	10:30:50.951	7 -	1:31.889		10:39:27.867
4 -	3:54.217 P	+ 2:22.328	10:34:45.168	8 -	1:33.229	+ 1.340	10:41:01.096
72	Robert HOWARD						
1 -	1:51.523	+ 19.075	10:27:35.017	6 -	1:34.498	+ 2.050	10:35:33.682
2 -	1:37.513	+ 5.065	10:29:12.530	7 -	1:34.575	+ 2.127	10:37:08.257
3 -	1:35.278	+ 2.830	10:30:47.808	8 -	1:32.504	+ 0.056	10:38:40.761
4 -	1:35.969	+ 3.521	10:32:23.777	9 -	1:32.448		10:40:13.209
5 -	1:35.407	+ 2.959	10:33:59.184				
99	Mark COWAN						
1 -	1:55.472	+ 20.433	10:27:07.444	6 -	1:41.599	+ 6.560	10:36:04.700
2 -	2:00.386	+ 25.347	10:29:07.830	7 -	1:36.876	+ 1.837	10:37:41.576
3 -	1:54.942	+ 19.903	10:31:02.772	8 -	1:38.442	+ 3.403	10:39:20.018
4 -	1:35.039		10:32:37.811	9 -	1:35.662	+ 0.623	10:40:55.680
5 -	1:45.290	+ 10.251	10:34:23.101				

Weather / Track : Cloudy / Damp

Snetterton
Circuit Length = 1.9520 miles
Start: 10:25 End: 10:41

Mini Miglia Championship

RACE 4 - GRID

ROW 10	3	Paul THOMPSON		
ROW 9	55	1:37.983 Michael GREEN	26	1:38.571 Owen STINCHCOMBE
ROW 8	17	1:37.124 Steve WHITELEY	10	1:37.881 Phil HARVEY
ROW 7	28	1:34.628 Robert HUMPHREYS	99	1:35.039 Mark COWAN
ROW 6	44	1:33.973 Paul CLARK	6	1:34.484 Dave DREW
ROW 5	4	1:33.026 Mark SIMS	21	1:33.053 Aaron SMITH
ROW 4	2	1:32.603 Colin PEACOCK	42	1:32.678 Paul SIMMONDS
ROW 3	5	1:32.169 Sarah MUNNS	72	1:32.448 Robert HOWARD
ROW 2	20	1:31.219 Endaf OWENS	69	1:31.889 Tony LEMAY
ROW 1	11	1:29.694 Kane ASTIN	53	1:31.109 Niven BURGE
Pole				
				

Snetterton
Circuit Length = 1.9520 miles


These results are provisional until the conclusion of any judicial and technical matters.

Clerk of Course :

Timekeeper :

Mini Miglia Championship

RACE 16 - GRID

ROW 10	3	Paul THOMPSON		
ROW 9	26	1:39.137 Owen STINCHCOMBE	17	1:40.465 Steve WHITELEY
ROW 8	10	1:38.257 Phil HARVEY	55	1:38.678 Michael GREEN
ROW 7	99	1:35.662 Mark COWAN	6	1:36.057 Dave DREW
ROW 6	44	1:34.498 Paul CLARK	28	1:34.647 Robert HUMPHREYS
ROW 5	21	1:33.445 Aaron SMITH	4	1:33.870 Mark SIMS
ROW 4	5	1:32.991 Sarah MUNNS	42	1:33.265 Paul SIMMONDS
ROW 3	72	1:32.504 Robert HOWARD	2	1:32.750 Colin PEACOCK
ROW 2	53	1:31.223 Niven BURGE	69	1:32.446 Tony LEMAY
ROW 1	11	1:29.712 Kane ASTIN	20	1:31.221 Endaf OWENS
Pole				
				

Snetterton
Circuit Length = 1.9520 miles

These results are provisional until the conclusion of any judicial and technical matters.

Clerk of Course :

Timekeeper :

Mini Miglia Championship

RACE 4 - CLASSIFICATION

POS	NO	CL	NAME	ENTRY	LAPS	TIME	GAP	DIFF	MPH	BEST	ON
1	11		Kane ASTIN	Mini Miglia	10	15:15.770			76.73	1:30.412	8
2	20		Endaf OWENS	Mini Miglia	10	15:27.527	11.757	11.757	75.76	1:31.006	7
3	53		Niven BURGE	Mini Miglia	10	15:31.413	15.643	3.886	75.44	1:31.131	8
4	2		Colin PEACOCK	Mini Miglia	10	15:35.587	19.817	4.174	75.10	1:31.430	8
5	42		Paul SIMMONDS	Mini Miglia	10	15:39.765	23.995	4.178	74.77	1:31.935	6
6	6		Dave DREW	Mini Miglia	10	15:42.103	26.333	2.338	74.58	1:32.133	10
7	69		Tony LEMAY	Mini Miglia	10	15:42.571	26.801	0.468	74.55	1:31.336	7
8	4		Mark SIMS	Mini Miglia	10	15:45.159	29.389	2.588	74.34	1:32.192	9
9	21		Aaron SMITH	Mini Miglia	10	15:51.220	35.450	6.061	73.87	1:33.314	7
10	26		Owen STINCHCOMBE	Mini Miglia	10	16:08.999	53.229	17.779	72.51	1:34.453	5
11	99		Mark COWAN	Mini Miglia	10	16:19.304	1:03.534	10.305	71.75	1:33.793	4
12	28		Robert HUMPHREYS	Mini Miglia	10	16:27.607	1:11.837	8.303	71.15	1:35.466	9
13	17		Steve WHITELEY	Mini Miglia	10	16:46.628	1:30.858	19.021	69.80	1:35.956	8
14	10		Phil HARVEY	Mini Miglia	10	16:48.877	1:33.107	2.249	69.65	1:38.165	7
15	44		Paul CLARK	Mini Miglia	9	16:10.666	1 lap	1 lap	65.15	1:35.140	8
NOT CLASSIFIED											
DNF	3		Paul THOMPSON	Mini Miglia	8	12:42.211	2 laps	1 lap	73.75	1:31.619	7
DNF	72		Robert HOWARD	Mini Miglia	6	9:33.828	4 laps	2 laps	73.47	1:32.605	5
DNF	5		Sarah MUNNS	Mini Miglia	4	6:34.067	6 laps	2 laps	71.32	1:32.313	4
DNF	55		Michael GREEN	Mini Miglia	0						
FASTEST LAP											
	11		Kane ASTIN	Mini Miglia	8	1:30.412			77.72 mph	125.08 kph	

Weather / Track : Raining / Wet

These results are provisional until the conclusion of any judicial and technical matters.

Snetterton

Circuit Length = 1.9520 miles

Start: 15:04 End: 15:20

Clerk of Course :		Timekeeper :	
-------------------	--	--------------	--

Mini Miglia Championship

RACE 4 - LAP CHART

Lap 1			Lap 2			Lap 3			Lap 4			Lap 5		
No	Behind	Laptime	No	Behind	Laptime	No	Behind	Laptime	No	Behind	Laptime	No	Behind	Laptime
11		1:38.551	11		1:31.072	11		1:30.916	11		1:30.851	11		1:30.654
20	1.868	1:40.419	20	2.767	1:31.971	20	3.013	1:31.162	20	3.254	1:31.092	20	3.954	1:31.354
53	2.422	1:40.973	53	4.897	1:33.547	53	6.920	1:32.939	53	8.581	1:32.512	53	9.947	1:32.020
5	3.342	1:41.893	42	6.975	1:33.876	42	9.343	1:33.284	42	11.397	1:32.905	44	1 LAP	2:42.643 P
42	4.171	1:42.722	2	7.875	1:33.256	72	10.961	1:33.231	2	12.883	1:32.644	42	13.492	1:32.749
21	5.425	1:43.976	72	8.646	1:33.630	2	11.090	1:34.131	72	13.572	1:33.462	2	13.994	1:31.765
2	5.691	1:44.242	21	10.046	1:35.693	6	12.914	1:33.624	6	14.962	1:32.899	72	15.523	1:32.605
72	6.088	1:44.639	6	10.206	1:34.331	21	13.974	1:34.844	4	16.561	1:32.487	6	17.234	1:32.926
6	6.947	1:45.498	4	11.477	1:34.239	4	14.925	1:34.364	21	17.468	1:34.345	4	18.378	1:32.471
4	8.310	1:46.861	99	13.212	1:34.881	69	17.143	1:32.189	69	18.205	1:31.913	69	19.026	1:31.475
99	9.403	1:47.954	69	15.870	1:33.458	99	17.641	1:35.345	99	20.583	1:33.793	21	20.646	1:33.832
26	11.676	1:50.227	26	16.575	1:35.971	26	20.934	1:35.275	5	22.677	1:32.313	99	24.546	1:34.617
28	12.916	1:51.467	5	17.956	1:45.686	5	21.215	1:34.175	3	23.649	1:32.533	3	24.720	1:31.725
44	13.228	1:51.779	3	18.339	1:34.514	3	21.967	1:34.544	26	25.280	1:35.197	26	29.079	1:34.453
69	13.484	1:52.035	28	19.814	1:37.970	28	24.611	1:35.713	28	31.331	1:37.571	28	38.871	1:38.194
17	14.751	1:53.302	17	22.977	1:39.298	17	30.510	1:38.449	17	37.355	1:37.696	17	44.286	1:37.585
3	14.897	1:53.448	44	24.409	1:42.253	44	30.965	1:37.472	10	43.020	1:40.016	10	51.050	1:38.684
10	17.699	1:56.250	10	26.148	1:39.521	10	33.855	1:38.623						

Weather / Track : Raining / Wet

Snetterton
Circuit Length = 1.9520 miles
Start: 15:04 End: 15:20

Mini Miglia Championship

RACE 4 - LAP CHART

Lap 6			Lap 7			Lap 8			Lap 9			Lap 10		
No	Behind	Laptime	No	Behind	Laptime	No	Behind	Laptime	No	Behind	Laptime	No	Behind	Laptime
11		1:30.735	11		1:30.477	11		1:30.412	11		1:30.455	11		1:31.647
20	4.703	1:31.484	20	5.232	1:31.006	20	6.369	1:31.549	20	8.375	1:32.461	20	11.757	1:35.029
53	10.993	1:31.781	53	12.066	1:31.550	53	12.785	1:31.131	53	14.543	1:32.213	53	15.643	1:32.747
42	14.692	1:31.935	2	16.530	1:31.702	2	17.548	1:31.430	2	18.796	1:31.703	2	19.817	1:32.668
2	15.305	1:32.046	42	17.441	1:33.226	42	19.480	1:32.451	42	22.182	1:33.157	42	23.995	1:33.460
6	18.713	1:32.214	6	21.700	1:33.464	6	23.888	1:32.600	69	25.421	1:31.637	6	26.333	1:32.133
72	21.049	1:36.261	69	22.762	1:31.336	69	24.239	1:31.889	6	25.847	1:32.414	69	26.801	1:33.027
69	21.903	1:33.612	4	24.811	1:32.628	4	26.893	1:32.494	4	28.630	1:32.192	4	29.389	1:32.406
4	22.660	1:35.017	21	26.845	1:33.314	3	28.543	1:32.064	21	33.334	1:33.911	21	35.450	1:33.763
21	24.008	1:34.097	3	26.891	1:31.619	21	29.878	1:33.445	26	48.819	1:35.116	26	53.229	1:36.057
3	25.749	1:31.764	44	1 LAP	1:39.683	26	44.158	1:36.245	44	1 LAP	1:35.140	44	1 LAP	1:36.232
44	1 LAP	1:47.038	26	38.325	1:34.504	44	1 LAP	1:38.426	99	58.019	1:36.854	99	1:03.534	1:37.162
26	34.298	1:35.954	99	45.622	1:34.765	99	51.620	1:36.410	28	1:05.800	1:35.466	28	1:11.837	1:37.684
99	41.334	1:47.523	28	54.144	1:37.756	28	1:00.789	1:37.057	10	1:24.825	1:38.956	17	1:30.858	1:37.507
28	46.865	1:38.729	17	55.749	1:36.059	17	1:01.293	1:35.956	17	1:24.998	1:54.160	10	1:33.107	1:39.929
17	50.167	1:36.616	10	1:08.057	1:38.165	10	1:16.324	1:38.679						
10	1:00.369	1:40.054												

Weather / Track : Raining / Wet

Snetterton
Circuit Length = 1.9520 miles
Start: 15:04 End: 15:20

Mini Miglia Championship

RACE 16 - CLASSIFICATION

POS	NO	CL	NAME	ENTRY	LAPS	TIME	GAP	DIFF	MPH	BEST	ON
1	11		Kane ASTIN	Mini Miglia	10	13:57.945			83.86	1:22.001	7
2	2		Colin PEACOCK	Mini Miglia	10	13:58.578	0.633	0.633	83.79	1:21.769	10
3	69		Tony LEMAY	Mini Miglia	10	13:59.170	1.225	0.592	83.73	1:22.631	7
4	20		Endaf OWENS	Mini Miglia	10	13:59.482	1.537	0.312	83.70	1:21.464	6
5	4		Mark SIMS	Mini Miglia	10	13:59.603	1.658	0.121	83.69	1:22.358	5
6	6		Dave DREW	Mini Miglia	10	13:59.752	1.807	0.149	83.68	1:22.159	10
7	3		Paul THOMPSON	Mini Miglia	10	14:00.194	2.249	0.442	83.63	1:22.118	7
8	53		Niven BURGE	Mini Miglia	10	14:00.514	2.569	0.320	83.60	1:21.553	8
9	5		Sarah MUNNS	Mini Miglia	10	14:01.659	3.714	1.145	83.49	1:22.542	8
10	99		Mark COWAN	Mini Miglia	10	14:12.044	14.099	10.385	82.47	1:23.018	4
11	44		Paul CLARK	Mini Miglia	10	14:14.383	16.438	2.339	82.24	1:23.903	3
12	72		Robert HOWARD	Mini Miglia	10	14:16.836	18.891	2.453	82.01	1:23.315	5
13	28		Robert HUMPHREYS	Mini Miglia	10	14:21.246	23.301	4.410	81.59	1:24.343	10
14	21		Aaron SMITH	Mini Miglia	10	14:21.404	23.459	0.158	81.57	1:24.229	8
15	17		Steve WHITELEY	Mini Miglia	10	14:37.262	39.317	15.858	80.10	1:25.183	10
16	55		Michael GREEN	Mini Miglia	10	14:38.260	40.315	0.998	80.01	1:24.804	6
17	10		Phil HARVEY	Mini Miglia	10	14:50.734	52.789	12.474	78.89	1:25.973	8
18	26		Owen STINCHCOMBE	Mini Miglia	10	14:51.161	53.216	0.427	78.85	1:27.129	4
					NOT CLASSIFIED						
DNF	42		Paul SIMMONDS	Mini Miglia	6	8:29.276	4 laps	4 laps	82.78	1:22.650	5
					FASTEST LAP						
	20		Endaf OWENS	Mini Miglia	6	1:21.464			86.26 mph	138.82 kph	

Weather / Track : Sunny / Dry

These results are provisional until the conclusion of any judicial and technical matters.

Snetterton

Circuit Length = 1.9520 miles

Start: 14:29 End: 14:44

Clerk of Course :		Timekeeper :	
-------------------	--	--------------	--

Mini Miglia Championship

RACE 16 - LAP CHART

Lap 1			Lap 2			Lap 3			Lap 4			Lap 5		
No	Behind	Laptime	No	Behind	Laptime	No	Behind	Laptime	No	Behind	Laptime	No	Behind	Laptime
69		1:29.767	11		1:23.013	20		1:23.632	11		1:23.982	11		1:23.165
20	0.114	1:29.881	20	0.142	1:23.548	2	0.208	1:22.566	69	0.245	1:23.712	69	0.069	1:22.989
11	0.507	1:30.274	69	0.755	1:24.275	11	0.211	1:23.985	2	0.412	1:24.397	2	0.474	1:23.227
2	2.213	1:31.980	2	1.416	1:22.723	69	0.726	1:23.745	20	0.942	1:25.135	20	0.733	1:22.956
42	2.581	1:32.348	42	2.531	1:23.470	5	2.681	1:23.702	5	1.568	1:23.080	4	1.171	1:22.358
53	2.687	1:32.454	5	2.753	1:23.403	42	3.155	1:24.398	4	1.978	1:22.818	5	1.389	1:22.986
5	2.870	1:32.637	53	3.568	1:24.401	4	3.353	1:23.299	42	2.354	1:23.392	42	1.839	1:22.650
4	3.425	1:33.192	4	3.828	1:23.923	53	3.827	1:24.033	53	3.012	1:23.378	3	2.270	1:22.340
44	3.824	1:33.591	44	4.274	1:23.970	44	4.403	1:23.903	3	3.095	1:22.691	53	2.852	1:23.005
72	4.400	1:34.167	72	4.769	1:23.889	3	4.597	1:23.157	6	3.660	1:23.137	6	2.857	1:22.362
21	4.947	1:34.714	6	4.849	1:23.389	6	4.716	1:23.641	44	4.712	1:24.502	72	5.389	1:23.315
6	4.980	1:34.747	3	5.214	1:22.942	72	5.624	1:24.629	72	5.239	1:23.808	44	5.542	1:23.995
99	5.773	1:35.540	21	6.764	1:25.337	99	7.489	1:24.287	99	6.314	1:23.018	99	6.783	1:23.634
3	5.792	1:35.559	99	6.976	1:24.723	21	9.863	1:26.873	28	10.611	1:24.815	28	11.966	1:24.520
28	6.417	1:36.184	28	7.374	1:24.477	28	9.989	1:26.389	21	10.742	1:25.072	21	12.528	1:24.951
55	6.580	1:36.347	17	11.953	1:27.726	17	15.773	1:27.594	17	18.069	1:26.489	17	21.916	1:27.012
17	7.747	1:37.514	26	14.693	1:29.226	55	19.934	1:26.054	55	21.500	1:25.759	55	24.096	1:25.761
26	8.987	1:38.754	55	17.654	1:34.594	26	21.045	1:30.126	26	23.981	1:27.129	26	28.412	1:27.596
10	16.892	1:46.659	10	21.306	1:27.934	10	25.478	1:27.946	10	28.609	1:27.324	10	32.509	1:27.065

Weather / Track : Sunny / Dry

Snetterton
 Circuit Length = 1.9520 miles
 Start: 14:29 End: 14:44

Mini Miglia Championship

RACE 16 - LAP CHART

Lap 6			Lap 7			Lap 8			Lap 9			Lap 10		
No	Behind	Laptime	No	Behind	Laptime	No	Behind	Laptime	No	Behind	Laptime	No	Behind	Laptime
20		1:21.464	20		1:22.648	69		1:22.726	11		1:22.412	11		1:22.523
69	0.931	1:23.059	11	0.340	1:22.001	11	0.106	1:23.406	69	0.662	1:23.180	2	0.633	1:21.769
11	0.987	1:23.184	69	0.914	1:22.631	20	0.408	1:24.048	20	1.323	1:23.433	69	1.225	1:23.086
2	1.220	1:22.943	2	1.226	1:22.654	2	0.710	1:23.124	2	1.387	1:23.195	20	1.537	1:22.737
4	1.762	1:22.788	4	1.617	1:22.503	4	0.989	1:23.012	4	1.627	1:23.156	4	1.658	1:22.554
5	1.947	1:22.755	3	1.862	1:22.118	3	1.063	1:22.841	3	1.954	1:23.409	6	1.807	1:22.159
3	2.392	1:22.319	5	2.687	1:23.388	5	1.589	1:22.542	6	2.171	1:22.841	3	2.249	1:22.818
42	2.660	1:23.018	6	3.022	1:22.676	6	1.848	1:22.466	53	2.788	1:22.583	53	2.569	1:22.304
6	2.994	1:22.334	53	4.810	1:23.853	53	2.723	1:21.553	5	2.921	1:23.850	5	3.714	1:23.316
53	3.605	1:22.950	99	11.074	1:24.227	99	11.451	1:24.017	99	12.532	1:23.599	99	14.099	1:24.090
44	8.638	1:25.293	44	11.451	1:25.461	72	12.146	1:24.186	44	14.152	1:23.987	44	16.438	1:24.809
72	8.715	1:25.523	72	11.600	1:25.533	44	12.683	1:24.872	72	14.159	1:24.531	72	18.891	1:27.255
99	9.495	1:24.909	28	17.250	1:24.967	21	18.183	1:24.229	21	20.661	1:24.996	28	23.301	1:24.343
21	14.587	1:24.256	21	17.594	1:25.655	28	18.459	1:24.849	28	21.481	1:25.540	21	23.459	1:25.321
28	14.931	1:25.162	55	30.303	1:26.248	17	33.411	1:26.161	55	36.330	1:25.255	17	39.317	1:25.183
17	26.561	1:26.842	17	30.890	1:26.977	55	33.593	1:26.930	17	36.657	1:25.764	55	40.315	1:26.508
55	26.703	1:24.804	26	39.624	1:28.281	26	43.773	1:27.789	10	48.359	1:26.443	10	52.789	1:26.953
26	33.991	1:27.776	10	42.101	1:26.898	10	44.434	1:25.973	26	48.490	1:27.235	26	53.216	1:27.249
10	37.851	1:27.539												

Weather / Track : Sunny / Dry

Snetterton
 Circuit Length = 1.9520 miles
 Start: 14:29 End: 14:44

Dunlop Sport Maxx Production Cup

QUALIFYING - RACE 5 - CLASSIFICATION

POS	NO	CL	NAME	ENTRY	TIME	ON	LAPS	GAP	DIFF	MPH
1	14	A	Adrian CHURCHILL	Vauxhall Astra VXR	1:29.394	8	12			78.60
2	7	A	Ryan BENSLEY	Vauxhall Astra VXR	1:30.056	9	13	0.662	0.662	78.03
3	21	A	Alex ASHBY	Vauxhall Astra VXR	1:30.547	7	7	1.153	0.491	77.60
4	9	A	Dan MALONE	Seat Leon Cupra	1:31.831	9	10	2.437	1.284	76.52
5	3	A	Mick WEIDNER	Ford Focus ST	1:31.882	12	12	2.488	0.051	76.47
6	23	A	Craig CURRIE	Nissan 370Z	1:32.449	9	9	3.055	0.567	76.01
7	4	A	Stuart CLARKE	Vauxhall Astra VXR	1:32.577	6	7	3.183	0.128	75.90
8	39	B	Jordan WITT	BMW 120D	1:34.297	10	12	4.903	1.720	74.52
9	34	B	Kevin GEORGE	Vauxhall Corsa	1:34.345	10	11	4.951	0.048	74.48
10	11	A	Timothy SAUNDERS	Ford Focus	1:34.681	8	10	5.287	0.336	74.21
11	44	B	Andrey MAGIY	Mini Cooper	1:35.668	5	5	6.274	0.987	73.45
12	31	B	Keith ISSATT	BMW 120D	1:36.764	9	9	7.370	1.096	72.62
13	29	A	Stephen DOBIE	Nissan 370Z	1:39.194	11	11	9.800	2.430	70.84

Car 31 - Transponder not working

Cars 4 + 21 - Intermittent transponders - you must check before your race

Weather / Track : Cloudy / Damp

These results are provisional until the conclusion of any judicial and technical matters.

Snetterton

Circuit Length = 1.9520 miles

Start: 10:48 End: 11:09

Clerk of Course :		Timekeeper :
-------------------	--	--------------

Dunlop Sport Maxx Production Cup

QUALIFYING - RACE 5 - LAP ANALYSIS

3	Mick WEIDNER					A	
1 -	1:51.342	+ 19.460	10:50:17.334	7 -	1:35.667	+ 3.785	11:01:04.554
2 -	2:37.713 P	+ 1:05.831	10:52:55.047	8 -	1:33.439	+ 1.557	11:02:37.993
3 -	1:44.631	+ 12.749	10:54:39.678	9 -	1:34.051	+ 2.169	11:04:12.044
4 -	1:35.942	+ 4.060	10:56:15.620	10 -	1:33.061	+ 1.179	11:05:45.105
5 -	1:36.229	+ 4.347	10:57:51.849	11 -	1:32.492	+ 0.610	11:07:17.597
6 -	1:37.038	+ 5.156	10:59:28.887	12 -	1:31.882		11:08:49.479
4	Stuart CLARKE					A	
1 -	1:35.900	+ 3.323	10:52:16.784	5 -	1:33.259	+ 0.682	11:04:30.767
2 -	5:56.738	+ 4:24.161	10:58:13.522	6 -	1:32.577		11:06:03.344
3 -	1:36.019	+ 3.442	10:59:49.541	7 -	3:19.863 P	+ 1:47.286	11:09:23.207
4 -	3:07.967	+ 1:35.390	11:02:57.508				
7	Ryan BENSLEY					A	
1 -	1:46.723	+ 16.667	10:50:08.626	8 -	1:31.083	+ 1.027	11:01:01.434
2 -	1:37.058	+ 7.002	10:51:45.684	9 -	1:30.056		11:02:31.490
3 -	1:35.274	+ 5.218	10:53:20.958	10 -	1:32.282	+ 2.226	11:04:03.772
4 -	1:33.931	+ 3.875	10:54:54.889	11 -	1:51.193	+ 21.137	11:05:54.965
5 -	1:32.459	+ 2.403	10:56:27.348	12 -	1:33.450	+ 3.394	11:07:28.415
6 -	1:31.133	+ 1.077	10:57:58.481	13 -	1:30.319	+ 0.263	11:08:58.734
7 -	1:31.870	+ 1.814	10:59:30.351				
9	Dan MALONE					A	
1 -	1:44.785	+ 12.954	10:52:28.136	6 -	1:34.662	+ 2.831	11:00:24.388
2 -	1:35.677	+ 3.846	10:54:03.813	7 -	1:34.209	+ 2.378	11:01:58.597
3 -	1:34.369	+ 2.538	10:55:38.182	8 -	3:53.062	+ 2:21.231	11:05:51.659
4 -	1:37.709	+ 5.878	10:57:15.891	9 -	1:31.831		11:07:23.490
5 -	1:33.835	+ 2.004	10:58:49.726	10 -	1:32.546	+ 0.715	11:08:56.036
11	Timothy SAUNDERS					A	
1 -	1:52.674	+ 17.993	10:50:35.044	6 -	1:36.634	+ 1.953	10:58:47.906
2 -	1:44.265	+ 9.584	10:52:19.309	7 -	1:36.547	+ 1.866	11:00:24.453
3 -	1:36.842	+ 2.161	10:53:56.151	8 -	1:34.681		11:01:59.134
4 -	1:38.541	+ 3.860	10:55:34.692	9 -	1:34.910	+ 0.229	11:03:34.044
5 -	1:36.580	+ 1.899	10:57:11.272	10 -	4:51.155	+ 3:16.474	11:08:25.199
14	Adrian CHURCHILL					A	
1 -	1:33.398	+ 4.004	10:51:34.185	7 -	1:29.792	+ 0.398	11:00:43.589
2 -	1:31.569	+ 2.175	10:53:05.754	8 -	1:29.394		11:02:12.983
3 -	1:33.446	+ 4.052	10:54:39.200	9 -	1:29.586	+ 0.192	11:03:42.569
4 -	1:31.498	+ 2.104	10:56:10.698	10 -	1:32.467	+ 3.073	11:05:15.036
5 -	1:31.681	+ 2.287	10:57:42.379	11 -	1:53.378	+ 23.984	11:07:08.414
6 -	1:31.418	+ 2.024	10:59:13.797	12 -	1:29.747	+ 0.353	11:08:38.161
21	Alex ASHBY					A	
1 -	1:33.250	+ 2.703	10:53:51.123	5 -	1:31.322	+ 0.775	11:06:30.130
2 -	1:31.749	+ 1.202	10:55:22.872	6 -	1:31.726	+ 1.179	11:08:01.856
3 -	8:03.177	+ 6:32.630	11:03:26.049	7 -	1:30.547		11:09:32.403
4 -	1:32.759	+ 2.212	11:04:58.808				
23	Craig CURRIE					A	
1 -	1:44.302	+ 11.853	10:52:09.120	6 -	1:33.792	+ 1.343	11:04:23.734
2 -	1:39.882	+ 7.433	10:53:49.002	7 -	1:34.665	+ 2.216	11:05:58.399
3 -	1:39.567	+ 7.118	10:55:28.569	8 -	1:33.680	+ 1.231	11:07:32.079
4 -	5:43.719	+ 4:11.270	11:01:12.288	9 -	1:32.449		11:09:04.528
5 -	1:37.654	+ 5.205	11:02:49.942				
29	Stephen DOBIE					A	
1 -	1:48.940	+ 9.746	10:52:28.438	7 -	1:40.355	+ 1.161	11:02:51.376
2 -	1:44.213	+ 5.019	10:54:12.651	8 -	1:40.403	+ 1.209	11:04:31.779

Weather / Track : Cloudy / Damp

Snetterton
Circuit Length = 1.9520 miles
Start: 10:48 End: 11:09

Dunlop Sport Maxx Production Cup
QUALIFYING - RACE 5 - LAP ANALYSIS


3 -	1:45.723	+ 6.529	10:55:58.374	9 -	1:40.369	+ 1.175	11:06:12.148
4 -	1:42.619	+ 3.425	10:57:40.993	10 -	1:44.699	+ 5.505	11:07:56.847
5 -	1:50.345	+ 11.151	10:59:31.338	11 -	1:39.194		11:09:36.041
6 -	1:39.683	+ 0.489	11:01:11.021				
31	Keith ISSATT			B			
1 -	1:43.265	+ 6.501	10:56:02.731	6 -	1:41.698	+ 4.934	11:04:28.346
2 -	1:43.117	+ 6.353	10:57:45.848	7 -	1:38.164	+ 1.400	11:06:06.510
3 -	1:40.083	+ 3.319	10:59:25.931	8 -	1:55.116	+ 18.352	11:08:01.626
4 -	1:42.048	+ 5.284	11:01:07.979	9 -	1:36.764		11:09:38.390
5 -	1:38.669	+ 1.905	11:02:46.648				
34	Kevin GEORGE			B			
1 -	1:50.240	+ 15.895	10:52:30.427	7 -	1:35.872	+ 1.527	11:02:27.543
2 -	1:45.346	+ 11.001	10:54:15.773	8 -	1:36.650	+ 2.305	11:04:04.193
3 -	1:40.542	+ 6.197	10:55:56.315	9 -	1:36.498	+ 2.153	11:05:40.691
4 -	1:39.175	+ 4.830	10:57:35.490	10 -	1:34.345		11:07:15.036
5 -	1:37.278	+ 2.933	10:59:12.768	11 -	1:35.966	+ 1.621	11:08:51.002
6 -	1:38.903	+ 4.558	11:00:51.671				
39	Jordan WITT			B			
1 -	2:01.777	+ 27.480	10:50:41.900	7 -	2:26.196 P	+ 51.899	11:01:20.688
2 -	1:41.239	+ 6.942	10:52:23.139	8 -	1:40.929	+ 6.632	11:03:01.617
3 -	1:38.458	+ 4.161	10:54:01.597	9 -	1:34.539	+ 0.242	11:04:36.156
4 -	1:38.279	+ 3.982	10:55:39.876	10 -	1:34.297		11:06:10.453
5 -	1:37.326	+ 3.029	10:57:17.202	11 -	1:36.840	+ 2.543	11:07:47.293
6 -	1:37.290	+ 2.993	10:58:54.492	12 -	1:47.505	+ 13.208	11:09:34.798
44	Andrey MAGIY			B			
1 -	1:39.246	+ 3.578	11:02:21.950	4 -	1:41.474	+ 5.806	11:07:28.816
2 -	1:46.414	+ 10.746	11:04:08.364	5 -	1:35.668		11:09:04.484
3 -	1:38.978	+ 3.310	11:05:47.342				

Weather / Track : Cloudy / Damp

Snetterton
 Circuit Length = 1.9520 miles
 Start: 10:48 End: 11:09

Dunlop Sport Maxx Production Cup

RACE 5 - GRID

ROW 7	1:39.194 29 Stephen DOBIE		
ROW 6		1:35.668 44 Andrey MAGIY	1:36.764 31 Keith ISSATT Transponder not working
ROW 5	1:34.345 34 Kevin GEORGE		1:34.681 11 Timothy SAUNDERS
ROW 4		1:32.577 4 Stuart CLARKE Intermittent Transponder - please check	1:34.297 39 Jordan WITT
ROW 3	1:31.882 3 Mick WEIDNER		1:32.449 23 Craig CURRIE
ROW 2		1:30.547 21 Alex ASHBY Intermittent Transponder - please check	1:31.831 9 Dan MALONE
ROW 1	1:29.394 14 Adrian CHURCHILL		1:30.056 7 Ryan BENSLEY
Pole			
			

Car 31 - Transponder not working
Cars 4 + 21 - Intermittent transponders - you must check before your race

Snetterton
Circuit Length = 1.9520 miles

These results are provisional until the conclusion of any judicial and technical matters.

Clerk of Course :		Timekeeper :

Dunlop Sport Maxx Production Cup

RACE 5 - CLASSIFICATION

POS	NO	CL	NAME	ENTRY	LAPS	TIME	GAP	DIFF	MPH	BEST	ON
1	14	A	Adrian CHURCHILL	Vauxhall Astra VXR	13	20:22.849			74.70	1:31.723	4
2	4	A	Stuart CLARKE	Vauxhall Astra VXR	13	20:28.331	5.482	5.482	74.37	1:31.976	4
3	21	A	Alex ASHBY	Vauxhall Astra VXR	13	20:30.533	7.684	2.202	74.23	1:32.813	3
4	7	A	Ryan BENSLEY	Vauxhall Astra VXR	13	20:32.827	9.978	2.294	74.09	1:32.813	4
5	9	A	Dan MALONE	Seat Leon Cupra	13	20:55.807	32.958	22.980	72.74	1:33.661	4
6	3	A	Mick WEIDNER	Ford Focus ST	13	21:34.559	1:11.710	38.752	70.56	1:36.573	3
7	34	B	Kevin GEORGE	Vauxhall Corsa	13	21:35.917	1:13.068	1.358	70.49	1:37.811	7
8	23	A	Craig CURRIE	Nissan 370Z	13	21:37.058	1:14.209	1.141	70.43	1:37.868	5
9	11	A	Timothy SAUNDERS	Ford Focus	13	21:40.057	1:17.208	2.999	70.26	1:37.508	10
10	39	B	Jordan WITT	BMW 120D	13	21:40.537	1:17.688	0.480	70.24	1:36.467	10
11	31	B	Keith ISSATT	BMW 120D	12	20:42.322	1 lap	1 lap	67.87	1:40.395	6
12	29	A	Stephen DOBIE	Nissan 370Z	12	21:04.560	1 lap	22.238	66.68	1:42.516	10

NOT CLASSIFIED

DNF	44	B	Andrey MAGIY	Mini Cooper	6	10:12.853	7 laps	6 laps	68.79	1:37.937	4
-----	----	---	---------------------	-------------	---	-----------	--------	--------	-------	----------	---

FASTEST LAP

14	A	Adrian CHURCHILL	Vauxhall Astra VXR	4	1:31.723	76.61 mph	123.29 kph
39	B	Jordan WITT	BMW 120D	10	1:36.467	72.84 mph	117.23 kph

Weather / Track : Raining / Wet

These results are provisional until the conclusion of any judicial and technical matters.

Snetterton

Circuit Length = 1.9520 miles

Start: 15:32 End: 15:54

Clerk of Course :	Timekeeper :
-------------------	--------------

Dunlop Sport Maxx Production Cup
RACE 5 - LAP CHART

Lap 1			Lap 2			Lap 3			Lap 4			Lap 5		
No	Behind	Laptime	No	Behind	Laptime	No	Behind	Laptime	No	Behind	Laptime	No	Behind	Laptime
14		1:40.470	14		1:32.427	14		1:33.169	14		1:31.723	14		1:32.612
21	1.370	1:41.840	21	2.826	1:33.883	21	2.470	1:32.813	21	3.646	1:32.899	21	5.156	1:34.122
7	2.026	1:42.496	7	3.798	1:34.199	4	3.582	1:32.342	4	3.835	1:31.976	4	7.769	1:36.546
4	2.819	1:43.289	4	4.409	1:34.017	7	5.192	1:34.563	7	6.282	1:32.813	7	8.467	1:34.797
9	5.053	1:45.523	9	7.638	1:35.012	9	8.743	1:34.274	9	10.681	1:33.661	9	11.738	1:33.669
3	6.487	1:46.957	3	11.163	1:37.103	3	14.567	1:36.573	3	22.110	1:39.266	3	27.413	1:37.915
23	8.224	1:48.694	23	15.742	1:39.945	34	22.355	1:39.278	34	29.473	1:38.841	34	34.837	1:37.976
11	10.588	1:51.058	34	16.246	1:38.081	23	24.997	1:42.424	23	32.212	1:38.938	23	37.468	1:37.868
34	10.592	1:51.062	11	22.156	1:43.995	11	27.709	1:38.722	44	35.090	1:37.937	11	42.231	1:38.974
44	11.475	1:51.945	44	22.726	1:43.678	44	28.876	1:39.319	39	35.528	1:37.298	39	42.521	1:39.605
39	12.604	1:53.074	39	26.099	1:45.922	39	29.953	1:37.023	11	35.869	1:39.883	44	42.874	1:40.396
31	15.435	1:55.905	31	28.242	1:45.234	31	37.218	1:42.145	31	47.896	1:42.401	31	56.853	1:41.569
29	20.024	2:00.494	29	32.758	1:45.161	29	44.292	1:44.703	29	55.153	1:42.584	29	1:06.469	1:43.928

Weather / Track : Raining / Wet

Snetterton
 Circuit Length = 1.9520 miles
 Start: 15:32 End: 15:54

Dunlop Sport Maxx Production Cup
RACE 5 - LAP CHART

Lap 6			Lap 7			Lap 8			Lap 9			Lap 10		
No	Behind	Laptime	No	Behind	Laptime	No	Behind	Laptime	No	Behind	Laptime	No	Behind	Laptime
14		1:32.624	14		1:33.538	14		1:34.647	14		1:34.364	14		1:32.970
21	6.697	1:34.165	21	6.947	1:33.788	4	5.271	1:32.551	29	1 LAP	1:44.232	4	5.473	1:34.701
4	8.386	1:33.241	4	7.367	1:32.519	21	6.500	1:34.200	4	3.742	1:32.835	21	7.130	1:33.747
7	9.657	1:33.814	7	9.344	1:33.225	7	7.904	1:33.207	21	6.353	1:34.217	7	9.172	1:34.985
9	13.368	1:34.254	9	15.585	1:35.755	9	14.924	1:33.986	7	7.157	1:33.617	29	1 LAP	1:45.787
3	32.788	1:37.999	3	38.124	1:38.874	3	44.550	1:41.073	9	15.115	1:34.555	9	28.113	1:45.968
34	40.323	1:38.110	34	44.596	1:37.811	34	48.801	1:38.852	3	49.262	1:39.076	3	54.927	1:38.635
23	44.786	1:39.942	23	49.517	1:38.269	23	52.897	1:38.027	34	52.874	1:38.437	34	58.814	1:38.910
11	48.448	1:38.841	11	53.361	1:38.451	11	57.035	1:38.321	23	56.946	1:38.413	23	1:02.252	1:38.276
39	48.957	1:39.060	39	54.230	1:38.811	39	58.097	1:38.514	11	1:03.224	1:40.553	11	1:07.762	1:37.508
44	49.828	1:39.578	31	1:11.908	1:40.822	31	1:19.042	1:41.781	39	1:05.089	1:41.356	39	1:08.586	1:36.467
31	1:04.624	1:40.395	29	1:26.953	1:43.511				31	1:25.784	1:41.106			
29	1:16.980	1:43.135												

Weather / Track : Raining / Wet

Snetterton
 Circuit Length = 1.9520 miles
 Start: 15:32 End: 15:54

Dunlop Sport Maxx Production Cup
RACE 5 - LAP CHART


Lap 11			Lap 12			Lap 13		
No	Behind	Laptime	No	Behind	Laptime	No	Behind	Laptime
14		1:34.134	14		1:34.886	14		1:35.285
31	1 LAP	1:41.847	4	5.459	1:34.725	4	5.482	1:35.308
4	5.620	1:34.281	21	7.874	1:35.127	21	7.684	1:35.095
21	7.633	1:34.637	7	9.418	1:35.177	7	9.978	1:35.845
7	9.127	1:34.089	31	1 LAP	1:46.889	31	1 LAP	1:42.228
29	1 LAP	1:42.516	9	30.935	1:35.266	9	32.958	1:37.308
9	30.555	1:36.576	29	1 LAP	1:44.956	29	1 LAP	1:43.553
3	59.844	1:39.051	3	1:06.016	1:41.058	3	1:11.710	1:40.979
34	1:03.816	1:39.136	34	1:07.740	1:38.810	34	1:13.068	1:40.613
23	1:06.905	1:38.787	23	1:10.730	1:38.711	23	1:14.209	1:38.764
11	1:11.168	1:37.540	11	1:14.329	1:38.047	11	1:17.208	1:38.164
39	1:12.508	1:38.056	39	1:15.310	1:37.688	39	1:17.688	1:37.663

Weather / Track : Raining / Wet

Snetterton
 Circuit Length = 1.9520 miles
 Start: 15:32 End: 15:54

Dunlop Sport Maxx Production Cup

RACE 10 - GRID

ROW 7	44	Andrey MAGIY			
ROW 6		31	Keith ISSATT	29	Stephen DOBIE
ROW 5	11	Timothy SAUNDERS	39	Jordan WITT	
ROW 4		34	Kevin GEORGE	23	Craig CURRIE
ROW 3	9	Dan MALONE	3	Mick WEIDNER	
ROW 2		21	Alex ASHBY	7	Ryan BENSLEY
ROW 1	14	Adrian CHURCHILL	4	Stuart CLARKE	
Pole					
					

Snetterton
Circuit Length = 1.9520 miles

These results are provisional until the conclusion of any judicial and technical matters.

Clerk of Course :		Timekeeper :

Dunlop Sport Maxx Production Cup

RACE 10 - CLASSIFICATION

POS	NO	CL	NAME	ENTRY	LAPS	TIME	GAP	DIFF	MPH	BEST	ON
1	4	A	CLARKE - TRANSPONDER N/W	Vauxhall Astra VXR	15	20:36.987			85.21	1:20.533	13
2	7	A	Ryan BENSLEY	Vauxhall Astra VXR	15	20:37.244	0.257	0.257	85.19	1:20.396	12
3	21	A	ASHBY - TRANSPONDER N/W	Vauxhall Astra VXR	15	21:06.194	29.207	28.950	83.24	1:22.056	9
4	23	A	Craig CURRIE	Nissan 370Z	15	21:06.820	29.833	0.626	83.20	1:22.190	9
5	9	A	Dan MALONE	Seat Leon Cupra	15	21:15.244	38.257	8.424	82.65	1:22.425	10
6	39	B	Jordan WITT	BMW 120D	15	21:53.443	1:16.456	38.199	80.25	1:25.314	14
7	44	B	Andrey MAGIY	Mini Cooper	15	21:53.676	1:16.689	0.233	80.23	1:24.418	14
8	29	A	Stephen DOBIE	Nissan 370Z	14	20:45.308	1 lap	1 lap	79.00	1:26.758	9
9	3	A	Mick WEIDNER	Ford Focus ST	14	21:25.343	1 lap	40.035	76.53	1:23.248	6

NOT CLASSIFIED

<i>DNF</i>	34	B	Kevin GEORGE	Vauxhall Corsa	8	12:10.298	7 laps	6 laps	76.97	1:27.721	7
<i>DNF</i>	14	A	Adrian CHURCHILL	Vauxhall Astra VXR	2	2:52.287	13 laps	6 laps	81.57	1:22.039	2
<i>DNF</i>	11	A	Timothy SAUNDERS	Ford Focus	2	3:08.559	13 laps	16.272	74.53	1:29.538	2
<i>DNF</i>	31	B	Keith ISSATT	BMW 120D	2	8:56.600	13 laps	5:48.041	26.19		

FASTEST LAP

7	A	Ryan BENSLEY	Vauxhall Astra VXR	12	1:20.396	87.40 mph	140.66 kph
44	B	Andrey MAGIY	Mini Cooper	14	1:24.418	83.24 mph	133.96 kph

Cars 4 + 21 - you still have intermittent transponder signals. A representative for each car **MUST speak** to the timekeepers before your next race or you may not be timed.

Weather / Track : Bright / Drying

These results are provisional until the conclusion of any judicial and technical matters.

Snetterton

Circuit Length = 1.9520 miles

Start: 10:00 End: 10:22

Clerk of Course :		Timekeeper :	
-------------------	--	--------------	--

Dunlop Sport Maxx Production Cup
RACE 10 - LAP CHART

Lap 1			Lap 2			Lap 3			Lap 4			Lap 5		
No	Behind	Laptime	No	Behind	Laptime	No	Behind	Laptime	No	Behind	Laptime	No	Behind	Laptime
4		1:30.090	4		1:21.843	4		1:22.489	4		1:22.634	4		1:22.554
14	0.158	1:30.248	14	0.354	1:22.039	21	3.523	1:23.138	21	3.217	1:22.328	21	3.149	1:22.486
21	1.474	1:31.564	21	2.874	1:23.243	7	4.027	1:22.396	7	3.754	1:22.361	7	3.588	1:22.388
7	3.111	1:33.201	7	4.120	1:22.852	9	11.227	1:26.339	9	12.898	1:24.305	9	14.456	1:24.112
9	3.636	1:33.726	9	7.377	1:25.584	23	11.890	1:25.352	23	13.812	1:24.556	23	15.169	1:23.911
23	5.767	1:35.857	23	9.027	1:25.103	34	23.369	1:28.803	34	28.967	1:28.232	39	33.358	1:26.506
34	8.662	1:38.752	11	16.626	1:29.538	39	24.302	1:28.732	44	29.214	1:27.170	44	33.902	1:27.242
11	8.931	1:39.021	34	17.055	1:30.236	44	24.678	1:28.448	39	29.406	1:27.738	29	37.785	1:28.496
31	10.075	1:40.165	39	18.059	1:28.915	29	26.202	1:28.530	29	31.843	1:28.275	34	46.450	1:40.037
39	10.987	1:41.077	44	18.719	1:29.273	3	44.391	1:39.174	3	46.889	1:25.132	3	48.847	1:24.512
44	11.289	1:41.379	29	20.161	1:29.372									
29	12.632	1:42.722	3	27.706	1:25.982									
3	23.567	1:53.657												

Weather / Track : Bright / Drying

Snetterton
 Circuit Length = 1.9520 miles
 Start: 10:00 End: 10:22

Dunlop Sport Maxx Production Cup

RACE 10 - LAP CHART

Lap 6			Lap 7			Lap 8			Lap 9			Lap 10		
No	Behind	Laptime	No	Behind	Laptime	No	Behind	Laptime	No	Behind	Laptime	No	Behind	Laptime
4		1:21.919	4		1:22.925	4		1:22.141	4		1:21.208	4		1:21.720
7	4.417	1:22.748	7	2.889	1:21.397	7	2.113	1:21.365	7	1.963	1:21.058	7	1.642	1:21.399
21	5.136	1:23.906	21	4.633	1:22.422	21	5.208	1:22.716	21	6.056	1:22.056	21	7.378	1:23.042
9	16.382	1:23.845	9	16.991	1:23.534	9	17.961	1:23.111	23	19.870	1:22.190	23	21.023	1:22.873
23	16.929	1:23.679	23	17.783	1:23.779	23	18.888	1:23.246	9	27.817	1:31.064	9	28.522	1:22.425
31	4 LAPS	7:16.435 P	39	41.750	1:26.712	39	46.175	1:26.566	39	50.757	1:25.790	39	55.715	1:26.678
39	37.963	1:26.524	44	41.923	1:26.455	44	46.462	1:26.680	44	51.328	1:26.074	44	55.774	1:26.166
44	38.393	1:26.410	29	47.744	1:27.395	29	52.583	1:26.980	29	58.133	1:26.758	29	1:04.146	1:27.733
29	43.274	1:27.408	34	57.647	1:27.721	3	1:00.280	1:23.730	3	1:05.453	1:26.381			
3	50.176	1:23.248	3	58.691	1:31.440	34	1:03.703	1:28.197						
34	52.851	1:28.320												

Weather / Track : Bright / Drying

Snetterton
 Circuit Length = 1.9520 miles
 Start: 10:00 End: 10:22

Dunlop Sport Maxx Production Cup
RACE 10 - LAP CHART


Lap 11			Lap 12			Lap 13			Lap 14			Lap 15		
No	Behind	Laptime	No	Behind	Laptime	No	Behind	Laptime	No	Behind	Laptime	No	Behind	Laptime
4		1:21.617	4		1:21.151	4		1:20.533	4		1:21.468	4		1:22.695
7	1.278	1:21.253	7	0.523	1:20.396	7	0.854	1:20.864	7	0.325	1:20.939	7	0.257	1:22.627
3	1 LAP	1:40.891	21	11.404	1:23.896	21	20.700	1:29.829	29	1 LAP	1:29.109	29	1 LAP	1:26.847
21	8.659	1:22.898	3	1 LAP	1:40.399	3	1 LAP	1:24.527	21	26.845	1:27.613	21	29.207	1:25.057
23	22.648	1:23.242	23	24.968	1:23.471	23	27.257	1:22.822	23	29.774	1:23.985	23	29.833	1:22.754
9	30.187	1:23.282	9	32.249	1:23.213	9	34.963	1:23.247	3	1 LAP	1:30.127	9	38.257	1:23.646
39	1:00.131	1:26.033	39	1:04.707	1:25.727	39	1:09.665	1:25.491	9	37.306	1:23.811	3	1 LAP	1:36.143
44	1:02.239	1:28.082	44	1:06.759	1:25.671	44	1:11.138	1:24.912	39	1:13.511	1:25.314	39	1:16.456	1:25.640
29	1:10.095	1:27.566	29	1:17.061	1:28.117				44	1:14.088	1:24.418	44	1:16.689	1:25.296

Weather / Track : Bright / Drying

Snetterton
 Circuit Length = 1.9520 miles
 Start: 10:00 End: 10:22

Dunlop Sport Maxx Production Cup

RACE 17 - GRID

ROW 7	31 Keith ISSATT	
ROW 6	14 Adrian CHURCHILL	11 Timothy SAUNDERS
ROW 5	3 Mick WEIDNER	34 Kevin GEORGE
ROW 4	44 Andrey MAGIY	29 Stephen DOBIE
ROW 3	9 Dan MALONE	39 Jordan WITT
ROW 2	7 Ryan BENSLEY	4 Stuart CLARKE - TRANSPONDER
ROW 1	23 Craig CURRIE	21 Alex ASHBY - TRANSPONDER
Pole		
		

Snetterton
Circuit Length = 1.9520 miles

These results are provisional until the conclusion of any judicial and technical matters.

Clerk of Course :

Timekeeper :

Dunlop Sport Maxx Production Cup

RACE 17 - CLASSIFICATION

POS	NO	CL	NAME	ENTRY	LAPS	TIME	GAP	DIFF	MPH	BEST	ON
1	21	A	Alex ASHBY	Vauxhall Astra VXR	15	20:16.315			86.66	1:20.465	2
2	7	A	Ryan BENSLEY	Vauxhall Astra VXR	15	20:16.575	0.260	0.260	86.64	1:20.148	2
3	14	A	Adrian CHURCHILL	Vauxhall Astra VXR	15	20:17.144	0.829	0.569	86.60	1:19.407	2
4	4	A	Stuart CLARKE	Vauxhall Astra VXR	15	20:17.789	1.474	0.645	86.55	1:19.986	2
5	9	A	Dan MALONE	Seat Leon Cupra	15	20:40.268	23.953	22.479	84.98	1:21.049	8
6	23	A	Craig CURRIE	Nissan 370Z	15	20:40.966	24.651	0.698	84.93	1:21.073	15
7	11	A	Timothy SAUNDERS	Ford Focus	15	21:18.885	1:02.570	37.919	82.42	1:23.615	2
8	44	B	Andrey MAGIY	Mini Cooper	15	21:19.062	1:02.747	0.177	82.40	1:23.415	6
9	39	B	Jordan WITT	BMW 120D	15	21:22.211	1:05.896	3.149	82.20	1:24.323	2
10	31	B	Keith ISSATT	BMW 120D	14	20:32.526	1 lap	1 lap	79.81	1:26.242	11

NOT CLASSIFIED

DNF	3	A	Mick WEIDNER	Ford Focus ST	5	10:33.615	10 laps	9 laps	55.45	1:35.317	4
DNF	29	A	Stephen DOBIE	Nissan 370Z	2	3:14.509	13 laps	3 laps	72.25	1:34.721	2

FASTEST LAP

14	A	Adrian CHURCHILL	Vauxhall Astra VXR	2	1:19.407	88.49 mph	142.41 kph
44	B	Andrey MAGIY	Mini Cooper	6	1:23.415	84.24 mph	135.57 kph

Car 4 - Transponder OK. Car 21 - Transponder still intermittent. Please check / replace any connections before your next race.

Weather / Track : Sunny / Dry

These results are provisional until the conclusion of any judicial and technical matters.

Snetterton

Circuit Length = 1.9520 miles

Start: 14:53 End: 15:14

Clerk of Course :		Timekeeper :	
-------------------	--	--------------	--

Dunlop Sport Maxx Production Cup
RACE 17 - LAP CHART

Lap 1			Lap 2			Lap 3			Lap 4			Lap 5		
No	Behind	Laptime	No	Behind	Laptime	No	Behind	Laptime	No	Behind	Laptime	No	Behind	Laptime
21		1:26.627	21		1:20.465	21		1:20.682	21		1:20.538	21		1:20.529
7	0.654	1:27.281	7	0.337	1:20.148	7	0.410	1:20.755	7	0.286	1:20.414	7	0.287	1:20.530
4	1.455	1:28.082	4	0.976	1:19.986	14	1.209	1:19.895	4	0.902	1:20.219	4	0.976	1:20.603
14	3.054	1:29.681	14	1.996	1:19.407	4	1.221	1:20.927	14	1.284	1:20.613	14	1.147	1:20.392
9	3.676	1:30.303	9	5.538	1:22.327	9	6.418	1:21.562	9	8.009	1:22.129	9	8.984	1:21.504
23	4.428	1:31.055	23	6.441	1:22.478	23	7.191	1:21.432	23	8.707	1:22.054	23	9.637	1:21.459
39	6.294	1:32.921	39	10.152	1:24.323	11	14.086	1:23.621	11	18.353	1:24.805	11	22.597	1:24.773
44	7.140	1:33.767	11	11.147	1:23.615	39	14.881	1:25.411	39	19.434	1:25.091	44	23.873	1:24.759
11	7.997	1:34.624	44	11.834	1:25.159	44	15.177	1:24.025	44	19.643	1:25.004	39	24.004	1:25.099
31	10.008	1:36.635	31	16.172	1:26.629	31	24.279	1:28.789	31	31.135	1:27.394	31	37.498	1:26.892
29	13.161	1:39.788	29	27.417	1:34.721	3	1:04.805	1:36.262	3	1:19.584	1:35.317			
3	32.331	1:58.958	3	49.225	1:37.359									

Weather / Track : Sunny / Dry

Snetterton
 Circuit Length = 1.9520 miles
 Start: 14:53 End: 15:14

Dunlop Sport Maxx Production Cup

RACE 17 - LAP CHART

Lap 6			Lap 7			Lap 8			Lap 9			Lap 10		
No	Behind	Laptime	No	Behind	Laptime	No	Behind	Laptime	No	Behind	Laptime	No	Behind	Laptime
21		1:20.559	21		1:20.784	21		1:20.629	21		1:20.759	21		1:21.180
7	0.278	1:20.550	7	0.585	1:21.091	7	0.338	1:20.382	7	0.263	1:20.684	7	0.461	1:21.378
14	1.177	1:20.589	14	0.603	1:20.210	14	0.830	1:20.856	14	0.615	1:20.544	14	0.908	1:21.473
4	1.923	1:21.506	4	1.938	1:20.799	4	2.211	1:20.902	4	1.953	1:20.501	4	1.632	1:20.859
23	11.963	1:22.885	23	13.124	1:21.945	23	14.816	1:22.321	9	16.255	1:21.359	9	17.135	1:22.060
9	13.729	1:25.304	9	15.235	1:22.290	9	15.655	1:21.049	23	16.949	1:22.892	23	17.916	1:22.147
11	26.046	1:24.008	11	29.315	1:24.053	11	33.092	1:24.406	11	37.773	1:25.440	11	41.203	1:24.610
44	26.729	1:23.415	44	29.824	1:23.879	44	33.578	1:24.383	44	38.211	1:25.392	44	41.639	1:24.608
39	27.968	1:24.523	39	32.854	1:25.670	39	36.974	1:24.749	39	40.575	1:24.360	39	44.241	1:24.846
31	43.755	1:26.816	31	49.389	1:26.418	31	55.988	1:27.228	31	1:01.832	1:26.603	31	1:07.398	1:26.746
			3	2 LAPS	3:45.719 P									

Weather / Track : Sunny / Dry

Snetterton
 Circuit Length = 1.9520 miles
 Start: 14:53 End: 15:14

Dunlop Sport Maxx Production Cup
RACE 17 - LAP CHART

Lap 11			Lap 12			Lap 13			Lap 14			Lap 15		
No	Behind	Laptime	No	Behind	Laptime	No	Behind	Laptime	No	Behind	Laptime	No	Behind	Laptime
21		1:20.517	21		1:20.696	21		1:20.517	21		1:21.107	21		1:20.726
7	0.364	1:20.420	7	0.452	1:20.784	7	0.674	1:20.739	7	0.649	1:21.082	7	0.260	1:20.337
14	0.741	1:20.350	14	0.741	1:20.696	14	1.089	1:20.865	14	1.007	1:21.025	14	0.829	1:20.548
4	1.535	1:20.420	4	1.478	1:20.639	4	1.848	1:20.887	4	1.681	1:20.940	4	1.474	1:20.519
9	19.878	1:23.260	9	21.316	1:22.134	9	22.639	1:21.840	31	1 LAP	1:31.177	31	1 LAP	1:27.985
23	20.583	1:23.184	23	22.456	1:22.569	23	23.800	1:21.861	9	23.140	1:21.608	9	23.953	1:21.539
11	45.479	1:24.793	11	49.560	1:24.777	11	54.132	1:25.089	23	24.304	1:21.611	23	24.651	1:21.073
44	45.889	1:24.767	44	50.421	1:25.228	44	54.515	1:24.611	11	58.029	1:25.004	11	1:02.570	1:25.267
39	48.808	1:25.084	39	53.315	1:25.203	39	58.161	1:25.363	44	58.531	1:25.123	44	1:02.747	1:24.942
31	1:13.123	1:26.242	31	1:19.399	1:26.972				39	1:01.555	1:24.501	39	1:05.896	1:25.067

Weather / Track : Sunny / Dry

Snetterton
 Circuit Length = 1.9520 miles
 Start: 14:53 End: 15:14

Mini Challenge

QUALIFYING - RACE 6 - CLASSIFICATION

POS	NO	CL	NAME	ENTRY	TIME	ON	LAPS	GAP	DIFF	MPH
1	51	R56	Chris OAKHAM	Mini Cooper S	1:26.397	2	8			81.33
2	1	R56	Luke CAUDLE	Mini Cooper	1:26.466	3	11	0.069	0.069	81.27
3	50	R56	Jason RICHARDSON	Mini Cooper S	1:26.724	10	10	0.327	0.258	81.02
4	26	S	Lee ALLEN	Mini Cooper S	1:27.512	1	9	1.115	0.788	80.29
5	36	S	Chris VINALL	Mini Cooper S	1:27.573	2	4	1.176	0.061	80.24
6	24	R56	Chris KNOX	Mini Cooper S	1:27.831	7	9	1.434	0.258	80.00
7	10	R56	Chris SMITH	Mini Cooper S	1:27.999	10	11	1.602	0.168	79.85
8	68	S	Lee SULLIVAN	Mini Cooper S	1:28.181	5	10	1.784	0.182	79.68
9	2	S	Dean RAYMOND	Mini Cooper S	1:28.374	7	9	1.977	0.193	79.51
10	7	S	Craig FREEMAN	Mini Cooper	1:30.191	9	10	3.794	1.817	77.91
11	40	S	Chris JAMES	Mini Cooper S	1:30.430	8	9	4.033	0.239	77.70
12	18	C	Sam OSBORNE	Mini Cooper	1:33.765	12	12	7.368	3.335	74.94
13	9	C	Kevin OCONNOR	Mini Cooper	1:33.775	10	10	7.378	0.010	74.93
14	15	C	Justina WILLIAMS	Mini Cooper	1:34.215	5	11	7.818	0.440	74.58
15	16	C	Sarah PARSONS	Mini Cooper S	1:35.034	3	4	8.637	0.819	73.94
16	45	C	David OGDON	Mini Cooper	1:35.399	9	9	9.002	0.365	73.66
17	25	R56	Jason MILLS	Mini Cooper S	1:40.941	2	2	14.544	5.542	69.61
18	3	C	Roger BATES	Mini Cooper	1:47.208	1	1	20.811	6.267	65.54

Weather / Track : Light Rain / Damp

These results are provisional until the conclusion of any judicial and technical matters.

Snetterton

Circuit Length = 1.9520 miles

Start: 11:17 End: 11:38

Clerk of Course :

Timekeeper :

Mini Challenge

QUALIFYING - RACE 6 - LAP ANALYSIS

1	Luke CAUDLE		R56				
1 -	1:27.771	+ 1.305	11:20:42.677	7 -	1:27.542	+ 1.076	11:31:53.234
2 -	1:27.970	+ 1.504	11:22:10.647	8 -	1:26.856	+ 0.390	11:33:20.090
3 -	1:26.466		11:23:37.113	9 -	1:26.615	+ 0.149	11:34:46.705
4 -	1:26.593	+ 0.127	11:25:03.706	10 -	1:27.131	+ 0.665	11:36:13.836
5 -	1:26.896	+ 0.430	11:26:30.602	11 -	1:27.383	+ 0.917	11:37:41.219
6 -	3:55.090	+ 2:28.624	11:30:25.692				
2	Dean RAYMOND		S				
1 -	1:34.131	+ 5.757	11:20:33.584	6 -	1:29.134	+ 0.760	11:28:00.892
2 -	1:29.855	+ 1.481	11:22:03.439	7 -	1:28.374		11:29:29.266
3 -	1:29.812	+ 1.438	11:23:33.251	8 -	7:16.521	+ 5:48.147	11:36:45.787
4 -	1:29.808	+ 1.434	11:25:03.059	9 -	1:34.684	+ 6.310	11:38:20.471
5 -	1:28.699	+ 0.325	11:26:31.758				
3	Roger BATES		C				
1 -	1:47.208		11:21:50.459				
7	Craig FREEMAN		S				
1 -	1:33.739	+ 3.548	11:21:13.371	6 -	4:43.176	+ 3:12.985	11:32:05.851
2 -	1:31.913	+ 1.722	11:22:45.284	7 -	1:31.027	+ 0.836	11:33:36.878
3 -	1:33.620	+ 3.429	11:24:18.904	8 -	1:30.731	+ 0.540	11:35:07.609
4 -	1:32.287	+ 2.096	11:25:51.191	9 -	1:30.191		11:36:37.800
5 -	1:31.484	+ 1.293	11:27:22.675	10 -	1:30.694	+ 0.503	11:38:08.494
9	Kevin OCONNOR		C				
1 -	1:39.056	+ 5.281	11:21:16.776	6 -	1:34.168	+ 0.393	11:29:12.322
2 -	1:35.713	+ 1.938	11:22:52.489	7 -	1:35.122	+ 1.347	11:30:47.444
3 -	1:36.191	+ 2.416	11:24:28.680	8 -	4:32.730	+ 2:58.955	11:35:20.174
4 -	1:35.432	+ 1.657	11:26:04.112	9 -	1:34.436	+ 0.661	11:36:54.610
5 -	1:34.042	+ 0.267	11:27:38.154	10 -	1:33.775		11:38:28.385
10	Chris SMITH		R56				
1 -	1:30.614	+ 2.615	11:20:39.535	7 -	1:28.514	+ 0.515	11:29:32.894
2 -	1:29.370	+ 1.371	11:22:08.905	8 -	4:21.682	+ 2:53.683	11:33:54.576
3 -	1:29.641	+ 1.642	11:23:38.546	9 -	1:28.405	+ 0.406	11:35:22.981
4 -	1:28.727	+ 0.728	11:25:07.273	10 -	1:27.999		11:36:50.980
5 -	1:28.706	+ 0.707	11:26:35.979	11 -	1:28.076	+ 0.077	11:38:19.056
6 -	1:28.401	+ 0.402	11:28:04.380				
15	Justina WILLIAMS		C				
1 -	1:35.609	+ 1.394	11:21:19.706	7 -	1:34.747	+ 0.532	11:30:48.062
2 -	1:34.484	+ 0.269	11:22:54.190	8 -	1:35.411	+ 1.196	11:32:23.473
3 -	1:34.997	+ 0.782	11:24:29.187	9 -	1:34.571	+ 0.356	11:33:58.044
4 -	1:35.433	+ 1.218	11:26:04.620	10 -	1:35.267	+ 1.052	11:35:33.311
5 -	1:34.215		11:27:38.835	11 -	1:34.975	+ 0.760	11:37:08.286
6 -	1:34.480	+ 0.265	11:29:13.315				
16	Sarah PARSONS		C				
1 -	1:36.494	+ 1.460	11:21:17.481	3 -	1:35.034		11:24:28.373
2 -	1:35.858	+ 0.824	11:22:53.339	4 -	7:37.250	+ 6:02.216	11:32:05.623
18	Sam OSBORNE		C				
1 -	1:38.760	+ 4.995	11:20:43.364	7 -	1:35.714	+ 1.949	11:30:18.912
2 -	1:35.819	+ 2.054	11:22:19.183	8 -	1:34.734	+ 0.969	11:31:53.646
3 -	1:37.046	+ 3.281	11:23:56.229	9 -	1:34.912	+ 1.147	11:33:28.558
4 -	1:35.600	+ 1.835	11:25:31.829	10 -	1:34.611	+ 0.846	11:35:03.169
5 -	1:35.830	+ 2.065	11:27:07.659	11 -	1:34.954	+ 1.189	11:36:38.123
6 -	1:35.539	+ 1.774	11:28:43.198	12 -	1:33.765		11:38:11.888

Weather / Track : Light Rain / Damp

Snetterton
Circuit Length = 1.9520 miles
Start: 11:17 End: 11:38

Mini Challenge

QUALIFYING - RACE 6 - LAP ANALYSIS


24	Chris KNOX		R56				
1 -	1:36.774	+ 8.943	11:18:55.360	6 -	1:27.944	+ 0.113	11:28:26.695
2 -	1:28.533	+ 0.702	11:20:23.893	7 -	1:27.831		11:29:54.526
3 -	1:28.472	+ 0.641	11:21:52.365	8 -	5:44.309	+ 4:16.478	11:35:38.835
4 -	3:34.623 P	+ 2:06.792	11:25:26.988	9 -	1:43.970	+ 16.139	11:37:22.805
5 -	1:31.763	+ 3.932	11:26:58.751				
25	Jason MILLS		R56				
1 -	2:24.951	+ 44.010	11:27:08.328	2 -	1:40.941		11:28:49.269
26	Lee ALLEN		S				
1 -	1:27.512		11:20:21.838	6 -	6:29.124	+ 5:01.612	11:32:43.081
2 -	1:28.166	+ 0.654	11:21:50.004	7 -	1:38.081	+ 10.569	11:34:21.162
3 -	1:27.914	+ 0.402	11:23:17.918	8 -	1:32.214	+ 4.702	11:35:53.376
4 -	1:28.451	+ 0.939	11:24:46.369	9 -	1:31.283	+ 3.771	11:37:24.659
5 -	1:27.588	+ 0.076	11:26:13.957				
36	Chris VINALL		S				
1 -	1:28.240	+ 0.667	11:20:25.590	3 -	5:10.668	+ 3:43.095	11:27:03.831
2 -	1:27.573		11:21:53.163	4 -	4:52.311	+ 3:24.738	11:31:56.142
40	Chris JAMES		S				
1 -	4:10.261	+ 2:39.831	11:23:07.575	6 -	1:30.472	+ 0.042	11:33:10.721
2 -	1:31.127	+ 0.697	11:24:38.702	7 -	1:30.625	+ 0.195	11:34:41.346
3 -	1:31.044	+ 0.614	11:26:09.746	8 -	1:30.430		11:36:11.776
4 -	3:59.337	+ 2:28.907	11:30:09.083	9 -	1:31.246	+ 0.816	11:37:43.022
5 -	1:31.166	+ 0.736	11:31:40.249				
45	David OGDON		C				
1 -	1:39.435	+ 4.036	11:20:37.212	6 -	5:20.115	+ 3:44.716	11:32:25.902
2 -	1:37.363	+ 1.964	11:22:14.575	7 -	1:36.801	+ 1.402	11:34:02.703
3 -	1:36.751	+ 1.352	11:23:51.326	8 -	1:35.880	+ 0.481	11:35:38.583
4 -	1:36.540	+ 1.141	11:25:27.866	9 -	1:35.399		11:37:13.982
5 -	1:37.921	+ 2.522	11:27:05.787				
50	Jason RICHARDSON		R56				
1 -	1:28.926	+ 2.202	11:20:23.020	6 -	1:27.012	+ 0.288	11:31:43.820
2 -	1:27.830	+ 1.106	11:21:50.850	7 -	1:27.112	+ 0.388	11:33:10.932
3 -	1:27.411	+ 0.687	11:23:18.261	8 -	1:27.013	+ 0.289	11:34:37.945
4 -	1:27.337	+ 0.613	11:24:45.598	9 -	1:27.182	+ 0.458	11:36:05.127
5 -	5:31.210	+ 4:04.486	11:30:16.808	10 -	1:26.724		11:37:31.851
51	Chris OAKHAM		R56				
1 -	1:30.253	+ 3.856	11:20:41.129	5 -	1:28.782	+ 2.385	11:26:29.734
2 -	1:26.397		11:22:07.526	6 -	1:30.586	+ 4.189	11:28:00.320
3 -	1:26.846	+ 0.449	11:23:34.372	7 -	1:33.217	+ 6.820	11:29:33.537
4 -	1:26.580	+ 0.183	11:25:00.952	8 -	1:27.066	+ 0.669	11:31:00.603
68	Lee SULLIVAN		S				
1 -	1:32.384	+ 4.203	11:20:32.731	6 -	1:28.897	+ 0.716	11:27:57.636
2 -	1:29.833	+ 1.652	11:22:02.564	7 -	1:32.495	+ 4.314	11:29:30.131
3 -	1:29.441	+ 1.260	11:23:32.005	8 -	1:32.479	+ 4.298	11:31:02.610
4 -	1:28.553	+ 0.372	11:25:00.558	9 -	1:28.919	+ 0.738	11:32:31.529
5 -	1:28.181		11:26:28.739	10 -	1:28.788	+ 0.607	11:34:00.317

Weather / Track : Light Rain / Damp

Snetterton
Circuit Length = 1.9520 miles
Start: 11:17 End: 11:38

Mini Challenge

RACE 6 - GRID

ROW 9	1:40.941 25 Jason MILLS	1:47.208 3 Roger BATES
ROW 8	1:35.034 16 Sarah PARSONS	1:35.399 45 David OGDON
ROW 7	1:33.775 9 Kevin OCONNOR	1:34.215 15 Justina WILLIAMS
ROW 6	1:30.430 40 Chris JAMES	1:33.765 18 Sam OSBORNE
ROW 5	1:28.374 2 Dean RAYMOND	1:30.191 7 Craig FREEMAN
ROW 4	1:27.999 10 Chris SMITH	1:28.181 68 Lee SULLIVAN
ROW 3	1:27.573 36 Chris VINALL	1:27.831 24 Chris KNOX
ROW 2	1:26.724 50 Jason RICHARDSON	1:27.512 26 Lee ALLEN
ROW 1	1:26.397 51 Chris OAKHAM	1:26.466 1 Luke CAUDLE
Pole		
		

Snetterton
Circuit Length = 1.9520 miles

These results are provisional until the conclusion of any judicial and technical matters.

Clerk of Course :	Timekeeper :
-------------------	--------------

Mini Challenge

RACE 6 - CLASSIFICATION

POS	NO	CL	NAME	ENTRY	LAPS	TIME	GAP	DIFF	MPH	BEST	ON
1	24	R56	Chris KNOX	Mini Cooper S	14	20:50.384			78.67	1:27.813	9
2	26	S	Lee ALLEN	Mini Cooper S	14	20:50.685	0.301	0.301	78.66	1:28.255	12
3	1	R56	Luke CAUDLE	Mini Cooper	14	20:51.504	1.120	0.819	78.60	1:27.754	5
4	50	R56	Jason RICHARDSON	Mini Cooper S	14	20:56.775	6.391	5.271	78.27	1:27.519	9
5	36	S	Chris VINALL	Mini Cooper S	14	20:59.352	8.968	2.577	78.11	1:27.645	8
6	68	S	Lee SULLIVAN	Mini Cooper S	14	21:03.837	13.453	4.485	77.84	1:28.709	7
7	2	S	Dean RAYMOND	Mini Cooper S	14	21:14.141	23.757	10.304	77.21	1:29.274	13
8	7	S	Craig FREEMAN	Mini Cooper	14	21:45.231	54.847	31.090	75.37	1:31.345	13
9	40	S	Chris JAMES	Mini Cooper S	14	21:55.913	1:05.529	10.682	74.76	1:31.863	9
10	10	R56	Chris SMITH	Mini Cooper S	14	22:17.582	1:27.198	21.669	73.55	1:29.243	8
11	45	C	David OGDON	Mini Cooper	13	21:06.766	1 lap	1 lap	72.11	1:35.132	8
12	18	C	Sam OSBORNE	Mini Cooper	13	21:09.960	1 lap	3.194	71.93	1:34.964	12
13	9	C	Kevin OCONNOR	Mini Cooper	13	21:10.371	1 lap	0.411	71.91	1:34.255	13
14	15	C	Justina WILLIAMS	Mini Cooper	13	22:16.785	1 lap	1:06.414	68.33	1:39.393	13

NOT CLASSIFIED

DNF	51	R56	Chris OAKHAM	Mini Cooper S	5	9:06.379	9 laps	8 laps	64.30	1:28.845	3
DNF	16	C	Sarah PARSONS	Mini Cooper S	0						

FASTEST LAP

50	R56	Jason RICHARDSON	Mini Cooper S	9	1:27.519	80.29 mph	129.21 kph
36	S	Chris VINALL	Mini Cooper S	8	1:27.645	80.17 mph	129.03 kph
9	C	Kevin OCONNOR	Mini Cooper	13	1:34.255	74.55 mph	119.98 kph

Weather / Track : Raining / Wet

These results are provisional until the conclusion of any judicial and technical matters.

Snetterton

Circuit Length = 1.9520 miles

Start: 16:04 End: 16:27

Clerk of Course :

Timekeeper :

Mini Challenge

RACE 6 - LAP CHART

Lap 1			Lap 2			Lap 3			Lap 4			Lap 5		
No	Behind	Laptime	No	Behind	Laptime	No	Behind	Laptime	No	Behind	Laptime	No	Behind	Laptime
51		1:36.306	51		1:29.519	51		1:28.845	51		1:29.048	1		1:27.754
1	0.471	1:36.777	1	0.266	1:29.314	1	0.500	1:29.079	1	0.426	1:28.974	26	1.656	1:28.537
24	0.908	1:37.214	24	1.059	1:29.670	26	1.867	1:29.273	26	1.299	1:28.480	51	2.792	1:30.972
26	1.883	1:38.189	26	1.439	1:29.075	24	2.949	1:30.735	24	2.401	1:28.500	24	3.265	1:29.044
50	3.004	1:39.310	50	2.981	1:29.496	50	3.531	1:29.395	50	3.686	1:29.203	50	4.241	1:28.735
68	5.034	1:41.340	68	6.011	1:30.496	68	7.810	1:30.644	36	8.574	1:29.188	36	8.921	1:28.527
36	5.621	1:41.927	36	6.535	1:30.433	36	8.434	1:30.744	68	9.061	1:30.299	68	9.749	1:28.868
2	6.646	1:42.952	2	7.317	1:30.190	2	8.810	1:30.338	2	11.714	1:31.952	2	14.605	1:31.071
10	6.795	1:43.101	10	8.478	1:31.202	10	11.310	1:31.677	10	13.186	1:30.924	10	15.854	1:30.848
7	10.670	1:46.976	7	15.428	1:34.277	7	18.766	1:32.183	7	21.924	1:32.206	7	25.464	1:31.720
40	11.551	1:47.857	40	17.309	1:35.277	40	22.612	1:34.148	40	26.736	1:33.172	40	31.680	1:33.124
9	12.627	1:48.933	45	20.223	1:36.308	45	27.944	1:36.566	45	35.893	1:36.997	45	44.990	1:37.277
45	13.434	1:49.740	18	20.878	1:36.800	18	28.835	1:36.802	18	43.811	1:44.024	18	52.914	1:37.283
18	13.597	1:49.903	9	28.283	1:45.175	9	38.029	1:38.591	9	46.718	1:37.737	9	55.253	1:36.715
15	31.944	2:08.250	15	42.264	1:39.839	15	54.474	1:41.055	15	1:06.786	1:41.360	15	1:20.186	1:41.580

Weather / Track : Raining / Wet

Snetterton
 Circuit Length = 1.9520 miles
 Start: 16:04 End: 16:27

Mini Challenge

RACE 6 - LAP CHART

Lap 6			Lap 7			Lap 8			Lap 9			Lap 10		
No	Behind	Laptime	No	Behind	Laptime	No	Behind	Laptime	No	Behind	Laptime	No	Behind	Laptime
1		1:28.632	1		1:29.280	26		1:28.367	26		1:28.786	26		1:28.519
26	1.532	1:28.508	26	0.539	1:28.287	1	0.506	1:29.412	1	0.238	1:28.518	1	0.234	1:28.515
24	3.713	1:29.080	24	3.223	1:28.790	24	2.508	1:28.191	24	1.535	1:27.813	24	0.989	1:27.973
50	4.392	1:28.783	50	3.516	1:28.404	50	3.164	1:28.554	50	1.897	1:27.519	50	1.586	1:28.208
36	8.787	1:28.498	15	1 LAP	1:41.828	36	6.452	1:27.645	36	7.760	1:30.094	36	9.966	1:30.725
68	10.252	1:29.135	36	7.713	1:28.206	68	9.649	1:28.874	68	10.476	1:29.613	68	11.224	1:29.267
2	16.317	1:30.344	68	9.681	1:28.709	15	1 LAP	1:40.605	2	19.129	1:29.667	2	20.402	1:29.792
10	17.523	1:30.301	2	17.173	1:30.136	2	18.248	1:29.981	10	20.162	1:29.978	15	1 LAP	1:41.322
7	28.939	1:32.107	10	18.633	1:30.390	10	18.970	1:29.243	15	1 LAP	1:39.956	7	43.259	1:31.963
40	35.967	1:32.919	7	32.620	1:32.961	7	36.996	1:33.282	7	39.815	1:31.605	40	49.325	1:31.925
45	53.790	1:37.432	40	39.359	1:32.672	40	42.842	1:32.389	40	45.919	1:31.863	10	1:13.785	2:22.142 P
18	1:00.618	1:36.336	45	1:00.662	1:36.152	45	1:06.888	1:35.132	45	1:14.058	1:35.956	45	1:20.898	1:35.359
9	1:02.560	1:35.939	18	1:07.564	1:36.226	18	1:14.289	1:35.631	18	1:20.852	1:35.349	18	1:27.712	1:35.379
			9	1:09.173	1:35.893	9	1:15.646	1:35.379	9	1:21.815	1:34.955			

Weather / Track : Raining / Wet

Snetterton
 Circuit Length = 1.9520 miles
 Start: 16:04 End: 16:27

Mini Challenge

RACE 6 - LAP CHART


Lap 11			Lap 12			Lap 13			Lap 14		
No	Behind	Laptime	No	Behind	Laptime	No	Behind	Laptime	No	Behind	Laptime
26		1:28.507	26		1:28.255	26		1:28.353	24		1:28.655
1	0.219	1:28.492	45	1 LAP	1:35.944	1	0.224	1:28.381	26	0.301	1:29.549
9	1 LAP	1:35.785	1	0.196	1:28.232	24	0.593	1:28.276	1	1.120	1:30.144
24	0.735	1:28.253	24	0.670	1:28.190	50	5.178	1:32.429	50	6.391	1:30.461
50	0.915	1:27.836	50	1.102	1:28.442	45	1 LAP	1:36.388	36	8.968	1:29.046
36	9.519	1:28.060	18	1 LAP	1:35.911	36	9.170	1:28.023	68	13.453	1:29.476
68	11.713	1:28.996	9	1 LAP	1:35.213	68	13.225	1:29.232	45	1 LAP	1:37.515
2	21.382	1:29.487	36	9.500	1:28.236	18	1 LAP	1:34.964	18	1 LAP	1:35.352
7	46.216	1:31.464	68	12.346	1:28.888	9	1 LAP	1:35.801	9	1 LAP	1:34.255
15	1 LAP	1:40.051	2	22.794	1:29.667	2	23.715	1:29.274	2	23.757	1:29.290
40	53.311	1:32.493	7	49.524	1:31.563	7	52.516	1:31.345	7	54.847	1:31.579
10	1:18.426	1:33.148	40	57.893	1:32.837	40	1:02.122	1:32.582	40	1:05.529	1:32.655
			15	1 LAP	1:40.928	15	1 LAP	1:40.618	15	1 LAP	1:39.393
			10	1:21.253	1:31.082	10	1:24.224	1:31.324	10	1:27.198	1:32.222

Weather / Track : Raining / Wet

Snetterton
 Circuit Length = 1.9520 miles
 Start: 16:04 End: 16:27

Mini Challenge

RACE 11 - GRID

ROW 9	25 Jason MILLS	3 Roger BATES
ROW 8	51 Chris OAKHAM	16 Sarah PARSONS
ROW 7	9 Kevin OCONNOR	15 Justina WILLIAMS
ROW 6	45 David OGDON	18 Sam OSBORNE
ROW 5	40 Chris JAMES	10 Chris SMITH
ROW 4	2 Dean RAYMOND	7 Craig FREEMAN
ROW 3	36 Chris VINALL	68 Lee SULLIVAN
ROW 2	1 Luke CAUDLE	50 Jason RICHARDSON
ROW 1	24 Chris KNOX	26 Lee ALLEN
Pole		
		

Snetterton
Circuit Length = 1.9520 miles

These results are provisional until the conclusion of any judicial and technical matters.

Clerk of Course :

Timekeeper :

Mini Challenge

RACE 11 - CLASSIFICATION

POS	NO	CL	NAME	ENTRY	LAPS	TIME	GAP	DIFF	MPH	BEST	ON
1	24	R56	Chris KNOX	Mini Cooper S	15	20:28.986			85.76	1:21.069	15
2	1	R56	Luke CAUDLE	Mini Cooper	15	20:29.734	0.748	0.748	85.71	1:20.360	15
3	50	R56	Jason RICHARDSON	Mini Cooper S	15	20:59.412	30.426	29.678	83.69	1:20.851	8
4	68	S	Lee SULLIVAN	Mini Cooper S	15	21:01.513	32.527	2.101	83.55	1:22.468	12
5	10	R56	Chris SMITH	Mini Cooper S	15	21:15.116	46.130	13.603	82.66	1:22.523	13
6	7	S	Craig FREEMAN	Mini Cooper	15	21:15.176	46.190	0.060	82.66	1:22.835	5
7	2	S	Dean RAYMOND	Mini Cooper S	15	21:23.765	54.779	8.589	82.10	1:23.035	8
8	40	S	Chris JAMES	Mini Cooper S	15	21:34.144	1:05.158	10.379	81.44	1:24.791	6
9	45	C	David OGDON	Mini Cooper	14	21:09.508	1 lap	1 lap	77.49	1:29.403	7
10	9	C	Kevin OCONNOR	Mini Cooper	14	21:15.288	1 lap	5.780	77.14	1:29.426	7
11	16	C	Sarah PARSONS	Mini Cooper S	14	21:23.513	1 lap	8.225	76.64	1:29.864	13
12	15	C	Justina WILLIAMS	Mini Cooper	14	21:40.465	1 lap	16.952	75.64	1:31.499	4
13	18	C	Sam OSBORNE	Mini Cooper	14	21:45.152	1 lap	4.687	75.37	1:29.820	13
14	3	C	Roger BATES	Mini Cooper	14	22:00.206	1 lap	15.054	74.51	1:32.408	8

NOT CLASSIFIED

DNF	26	S	Lee ALLEN	Mini Cooper S	10	16:00.743	5 laps	4 laps	73.14	1:20.870	7
DNF	36	S	Chris VINALL	Mini Cooper S	9	12:52.645	6 laps	1 lap	81.85	1:23.132	5

FASTEST LAP

1	R56	Luke CAUDLE	Mini Cooper	15	1:20.360	87.44 mph	140.72 kph
26	S	Lee ALLEN	Mini Cooper S	7	1:20.870	86.89 mph	139.84 kph
45	C	David OGDON	Mini Cooper	7	1:29.403	78.60 mph	126.49 kph

Car 36 - Transponder not working - please fix before the next race.

Weather / Track : Bright / Drying

These results are provisional until the conclusion of any judicial and technical matters.

Snetterton

Circuit Length = 1.9520 miles

Start: 10:48 End: 11:10

Clerk of Course :		Timekeeper :	
-------------------	--	--------------	--

Mini Challenge

RACE 11 - LAP CHART

Lap 1			Lap 2			Lap 3			Lap 4			Lap 5		
No	Behind	Laptime	No	Behind	Laptime	No	Behind	Laptime	No	Behind	Laptime	No	Behind	Laptime
24		1:28.884	24		1:21.402	24		1:21.282	24		1:21.448	24		1:21.419
26	0.835	1:29.719	26	1.425	1:21.992	26	2.569	1:22.426	26	2.823	1:21.702	26	3.420	1:22.016
1	1.526	1:30.410	1	1.709	1:21.585	1	2.959	1:22.532	1	3.046	1:21.535	1	3.692	1:22.065
50	3.643	1:32.527	50	4.631	1:22.390	50	5.485	1:22.136	50	5.477	1:21.440	50	5.549	1:21.491
36	5.993	1:34.877	36	10.970	1:26.379	68	13.997	1:24.074	68	15.635	1:23.086	68	17.264	1:23.048
2	6.555	1:35.439	68	11.205	1:23.736	2	15.827	1:25.287	2	18.469	1:24.090	2	20.221	1:23.171
10	7.899	1:36.783	10	11.326	1:24.829	36	16.408	1:26.720	36	18.907	1:23.947	36	20.620	1:23.132
7	8.625	1:37.509	2	11.822	1:26.669	10	16.487	1:26.443	10	19.619	1:24.580	7	21.108	1:22.835
40	8.749	1:37.633	7	12.887	1:25.664	7	16.794	1:25.189	7	19.692	1:24.346	10	21.642	1:23.442
68	8.871	1:37.755	40	14.204	1:26.857	40	19.188	1:26.266	40	23.084	1:25.344	40	26.797	1:25.132
45	11.906	1:40.790	45	21.374	1:30.870	45	30.273	1:30.181	45	38.464	1:29.639	45	46.664	1:29.619
9	12.467	1:41.351	9	21.924	1:30.859	9	31.324	1:30.682	9	40.046	1:30.170	9	48.845	1:30.218
15	13.479	1:42.363	15	23.842	1:31.765	16	34.416	1:31.624	16	43.748	1:30.780	16	52.786	1:30.457
16	13.855	1:42.739	16	24.074	1:31.621	15	35.104	1:32.544	15	45.155	1:31.499	15	55.521	1:31.785
18	15.524	1:44.408	18	24.525	1:30.403	18	36.545	1:33.302	18	46.197	1:31.100	3	1:09.074	1:35.199
3	16.447	1:45.331	3	28.839	1:33.794	3	42.887	1:35.330	3	55.294	1:33.855	18	1:16.133	1:51.355

Weather / Track : Bright / Drying

Snetterton
 Circuit Length = 1.9520 miles
 Start: 10:48 End: 11:10

Mini Challenge

RACE 11 - LAP CHART

Lap 6			Lap 7			Lap 8			Lap 9			Lap 10		
No	Behind	Laptime	No	Behind	Laptime	No	Behind	Laptime	No	Behind	Laptime	No	Behind	Laptime
24		1:21.874	24		1:22.128	24		1:21.081	24		1:21.968	24		1:21.203
26	2.926	1:21.380	26	1.668	1:20.870	26	2.237	1:21.650	26	1.906	1:21.637	9	1 LAP	1:30.504
1	3.113	1:21.295	1	1.970	1:20.985	1	2.728	1:21.839	1	2.111	1:21.351	26	1.954	1:21.251
50	5.574	1:21.899	18	1 LAP	1:30.079	50	4.391	1:20.851	50	3.456	1:21.033	1	1.989	1:21.081
68	18.261	1:22.871	50	4.621	1:21.175	3	1 LAP	1:33.685	15	1 LAP	1:32.513	50	3.508	1:21.255
2	22.285	1:23.938	68	18.665	1:22.532	18	1 LAP	1:30.918	18	1 LAP	1:30.420	16	1 LAP	1:30.288
7	23.138	1:23.904	7	24.688	1:23.678	68	20.151	1:22.567	68	21.603	1:23.420	15	1 LAP	1:31.999
10	23.813	1:24.045	2	25.107	1:24.950	2	27.061	1:23.035	3	1 LAP	1:32.408	68	24.073	1:23.673
36	24.024	1:25.278	10	25.598	1:23.913	7	27.388	1:23.781	2	28.777	1:23.684	18	1 LAP	1:31.397
40	29.714	1:24.791	36	25.768	1:23.872	36	28.397	1:23.710	7	29.212	1:23.792	7	32.592	1:24.583
45	54.576	1:29.786	40	32.666	1:25.080	10	29.077	1:24.560	10	30.840	1:23.731	3	1 LAP	1:32.554
9	57.109	1:30.138	45	1:01.851	1:29.403	40	36.649	1:25.064	36	31.159	1:24.730	10	35.590	1:25.953
16	1:01.622	1:30.710	9	1:04.407	1:29.426	45	1:10.270	1:29.500	40	39.979	1:25.298	2	41.893	1:34.319
15	1:05.402	1:31.755	16	1:10.230	1:30.736	9	1:13.133	1:29.807	45	1:18.250	1:29.948	40	43.825	1:25.049
3	1:21.471	1:34.271	15	1:14.964	1:31.690	16	1:19.218	1:30.069						

Weather / Track : Bright / Drying

Snetterton
 Circuit Length = 1.9520 miles
 Start: 10:48 End: 11:10

Mini Challenge

RACE 11 - LAP CHART


Lap 11			Lap 12			Lap 13			Lap 14			Lap 15		
No	Behind	Laptime	No	Behind	Laptime	No	Behind	Laptime	No	Behind	Laptime	No	Behind	Laptime
24		1:21.394	24		1:21.248	24		1:21.336	24		1:21.250	24		1:21.069
1	3.295	1:22.700	1	2.646	1:20.599	1	1.922	1:20.612	1	1.457	1:20.785	1	0.748	1:20.360
45	1 LAP	1:30.497	45	1 LAP	1:29.567	50	19.319	1:23.032	50	24.540	1:26.471	50	30.426	1:26.955
9	1 LAP	1:31.542	50	17.623	1:23.030	45	1 LAP	1:29.435	68	30.524	1:23.221	68	32.527	1:23.072
50	15.841	1:33.727	9	1 LAP	1:30.175	9	1 LAP	1:30.118	45	1 LAP	1:30.117	45	1 LAP	1:30.156
16	1 LAP	1:32.971	16	1 LAP	1:30.617	68	28.553	1:22.598	9	1 LAP	1:30.264	10	46.130	1:25.065
68	26.071	1:23.392	68	27.291	1:22.468	16	1 LAP	1:30.825	7	41.646	1:23.172	7	46.190	1:25.613
15	1 LAP	1:34.721	7	37.319	1:23.046	7	39.724	1:23.741	10	42.134	1:23.043	9	1 LAP	1:30.034
7	35.521	1:24.323	10	39.154	1:22.695	10	40.341	1:22.523	16	1 LAP	1:29.864	16	1 LAP	1:30.212
10	37.707	1:23.511	15	1 LAP	1:31.994	15	1 LAP	1:31.985	2	52.437	1:23.710	2	54.779	1:23.411
18	1 LAP	1:30.558	2	47.500	1:23.947	2	49.977	1:23.813	15	1 LAP	1:31.706	40	1:05.158	1:25.436
2	44.801	1:24.302	18	1 LAP	1:30.779	40	56.976	1:25.804	40	1:00.791	1:25.065	15	1 LAP	1:32.146
3	1 LAP	1:32.647	40	52.508	1:25.486	18	1 LAP	1:30.705	18	1 LAP	1:29.820	18	1 LAP	1:29.908
40	48.270	1:25.839	3	1 LAP	1:32.501	3	1 LAP	1:33.170	3	1 LAP	1:32.458	3	1 LAP	1:33.003

Weather / Track : Bright / Drying

Snetterton
 Circuit Length = 1.9520 miles
 Start: 10:48 End: 11:10

Mini Challenge

RACE 18 - GRID

ROW 8	9 Kevin OCONNOR	45 David OGDON
ROW 7	15 Justina WILLIAMS	16 Sarah PARSONS
ROW 6	3 Roger BATES	18 Sam OSBORNE
ROW 5	26 Lee ALLEN	36 Chris VINALL
ROW 4	7 Craig FREEMAN	68 Lee SULLIVAN
ROW 3	40 Chris JAMES	2 Dean RAYMOND
ROW 2	1 Luke CAUDLE	24 Chris KNOX
ROW 1	10 Chris SMITH	50 Jason RICHARDSON
Pole		
		

Snetterton
Circuit Length = 1.9520 miles

These results are provisional until the conclusion of any judicial and technical matters.

Clerk of Course :

Timekeeper :

Mini Challenge

RACE 18 - CLASSIFICATION

POS	NO	CL	NAME	ENTRY	LAPS	TIME	GAP	DIFF	MPH	BEST	ON
1	1	R56	Luke CAUDLE	Mini Cooper	15	20:29.071			85.76	1:20.049	13
2	24	R56	Chris KNOX	Mini Cooper S	15	20:29.230	0.159	0.159	85.75	1:21.043	12
3	26	S	Lee ALLEN	Mini Cooper S	15	20:52.415	23.344	23.185	84.16	1:21.658	13
4	68	S	Lee SULLIVAN	Mini Cooper S	15	20:56.876	27.805	4.461	83.86	1:22.133	3
5	2	S	Dean RAYMOND	Mini Cooper S	15	20:57.820	28.749	0.944	83.80	1:22.216	6
6	10	R56	Chris SMITH	Mini Cooper S	15	20:57.895	28.824	0.075	83.79	1:22.207	12
7	7	S	Craig FREEMAN	Mini Cooper	15	21:16.060	46.989	18.165	82.60	1:23.736	14
8	40	S	Chris JAMES	Mini Cooper S	15	21:35.612	1:06.541	19.552	81.35	1:24.835	4
9	9	C	Kevin OCONNOR	Mini Cooper	14	21:05.334	1 lap	1 lap	77.74	1:29.179	4
10	45	C	David OGDON	Mini Cooper	14	21:05.973	1 lap	0.639	77.71	1:28.889	8
11	16	C	Sarah PARSONS	Mini Cooper S	14	21:14.080	1 lap	8.107	77.21	1:29.467	9
12	18	C	Sam OSBORNE	Mini Cooper	14	21:15.280	1 lap	1.200	77.14	1:29.251	14
13	15	C	Justina WILLIAMS	Mini Cooper	14	21:26.218	1 lap	10.938	76.48	1:30.537	4
14	3	C	Roger BATES	Mini Cooper	14	21:48.588	1 lap	22.370	75.17	1:31.487	2

NOT CLASSIFIED

DNF	50	R56	Jason RICHARDSON	Mini Cooper S	11	15:05.289	4 laps	3 laps	85.38	1:20.873	5
-----	----	-----	-------------------------	---------------	----	-----------	---------------	--------	-------	----------	---

FASTEST LAP

1	R56	Luke CAUDLE	Mini Cooper	13	1:20.049	87.78 mph	141.27 kph
26	S	Lee ALLEN	Mini Cooper S	13	1:21.658	86.05 mph	138.49 kph
45	C	David OGDON	Mini Cooper	8	1:28.889	79.05 mph	127.22 kph

Weather / Track : Sunny / Dry
 These results are provisional until the conclusion of any judicial and technical matters.

Snetterton
 Circuit Length = 1.9520 miles
 Start: 15:23 End: 15:44

Clerk of Course :	Timekeeper :
-------------------	--------------

Mini Challenge

RACE 18 - LAP CHART

Lap 1			Lap 2			Lap 3			Lap 4			Lap 5		
No	Behind	Laptime	No	Behind	Laptime	No	Behind	Laptime	No	Behind	Laptime	No	Behind	Laptime
24		1:26.807	24		1:21.789	24		1:22.388	24		1:22.220	24		1:21.225
50	1.139	1:27.946	50	0.577	1:21.227	50	0.197	1:22.008	50	0.860	1:22.883	50	0.508	1:20.873
1	1.358	1:28.165	1	1.014	1:21.445	1	0.424	1:21.798	1	1.205	1:23.001	1	0.860	1:20.880
2	2.134	1:28.941	68	3.271	1:22.722	68	3.016	1:22.133	68	3.175	1:22.379	68	5.039	1:23.089
68	2.338	1:29.145	2	3.842	1:23.497	26	4.462	1:22.604	26	4.061	1:21.819	26	5.238	1:22.402
26	2.576	1:29.383	26	4.246	1:23.459	2	5.084	1:23.630	2	6.298	1:23.434	2	8.035	1:22.962
10	3.137	1:29.944	10	5.069	1:23.721	10	5.376	1:22.695	10	7.120	1:23.964	10	8.463	1:22.568
7	6.638	1:33.445	7	9.595	1:24.746	7	11.453	1:24.246	7	13.434	1:24.201	7	16.618	1:24.409
40	6.698	1:33.505	40	10.214	1:25.305	40	12.790	1:24.964	40	15.405	1:24.835	40	19.636	1:25.456
45	10.584	1:37.391	45	19.312	1:30.517	45	27.051	1:30.127	45	34.917	1:30.086	9	43.571	1:29.476
18	11.721	1:38.528	18	20.689	1:30.757	9	28.361	1:29.892	9	35.320	1:29.179	45	44.585	1:30.893
9	11.915	1:38.722	9	20.857	1:30.731	18	28.769	1:30.468	18	36.093	1:29.544	18	45.133	1:30.265
16	12.346	1:39.153	16	21.405	1:30.848	16	29.357	1:30.340	16	36.661	1:29.524	16	45.383	1:29.947
15	13.113	1:39.920	15	21.997	1:30.673	15	30.277	1:30.668	15	38.594	1:30.537	15	48.156	1:30.787
3	13.915	1:40.722	3	23.613	1:31.487	3	34.699	1:33.474	3	45.378	1:32.899	3	56.485	1:32.332

Weather / Track : Sunny / Dry

Snetterton
Circuit Length = 1.9520 miles
Start: 15:23 End: 15:44

Mini Challenge

RACE 18 - LAP CHART

Lap 6			Lap 7			Lap 8			Lap 9			Lap 10		
No	Behind	Laptime	No	Behind	Laptime	No	Behind	Laptime	No	Behind	Laptime	No	Behind	Laptime
24		1:21.275	24		1:21.604	24		1:21.343	24		1:21.618	24		1:21.499
1	0.406	1:20.821	1	0.285	1:21.483	1	0.330	1:21.388	1	0.234	1:21.522	18	1 LAP	1:29.659
50	0.882	1:21.649	50	0.621	1:21.343	50	0.732	1:21.454	50	0.818	1:21.704	16	1 LAP	1:29.467
26	7.395	1:23.432	68	9.978	1:24.178	68	11.427	1:22.792	3	1 LAP	1:33.762	50	0.598	1:21.279
68	7.404	1:23.640	2	10.950	1:23.578	26	11.764	1:22.146	68	13.335	1:23.526	1	0.907	1:22.172
2	8.976	1:22.216	26	10.961	1:25.170	2	13.339	1:23.732	26	13.370	1:23.224	15	1 LAP	1:32.462
10	9.454	1:22.266	10	11.257	1:23.407	10	13.953	1:24.039	2	14.215	1:22.494	26	15.941	1:24.070
7	19.583	1:24.240	7	22.759	1:24.780	7	25.802	1:24.386	10	14.670	1:22.335	2	16.178	1:23.462
40	23.780	1:25.419	40	27.428	1:25.252	40	31.945	1:25.860	7	28.020	1:23.836	68	16.709	1:24.873
9	51.809	1:29.513	9	59.837	1:29.632	9	1:07.843	1:29.349	40	36.252	1:25.925	10	17.203	1:24.032
45	52.978	1:29.668	45	1:00.895	1:29.521	45	1:08.441	1:28.889	9	1:15.738	1:29.513	3	1 LAP	1:32.737
16	53.733	1:29.625	16	1:04.641	1:32.512	18	1:13.509	1:30.183	45	1:16.454	1:29.631	7	31.342	1:24.821
18	53.777	1:29.919	18	1:04.669	1:32.496	16	1:14.113	1:30.815				40	40.847	1:26.094
15	58.065	1:31.184	15	1:07.416	1:30.955	15	1:16.751	1:30.678						
3	1:07.704	1:32.494	3	1:19.565	1:33.465									

Weather / Track : Sunny / Dry

Snetterton
 Circuit Length = 1.9520 miles
 Start: 15:23 End: 15:44

Mini Challenge

RACE 18 - LAP CHART

Lap 11			Lap 12			Lap 13			Lap 14			Lap 15		
No	Behind	Laptime	No	Behind	Laptime	No	Behind	Laptime	No	Behind	Laptime	No	Behind	Laptime
24		1:22.323	24		1:21.043	24		1:21.133	24		1:21.095	1		1:21.265
50	1.198	1:22.923	1	2.473	1:22.164	1	1.389	1:20.049	1	0.444	1:20.150	24	0.159	1:21.868
1	1.352	1:22.768	9	1 LAP	1:29.655	9	1 LAP	1:29.519	26	21.574	1:22.493	26	23.344	1:23.479
9	1 LAP	1:29.866	45	1 LAP	1:29.217	45	1 LAP	1:29.341	68	26.168	1:24.410	68	27.805	1:23.346
45	1 LAP	1:30.532	16	1 LAP	1:30.148	26	20.176	1:21.658	10	27.109	1:24.602	2	28.749	1:22.884
18	1 LAP	1:30.230	18	1 LAP	1:31.185	68	22.853	1:23.161	2	27.574	1:23.766	10	28.824	1:23.424
16	1 LAP	1:30.251	26	19.651	1:22.508	10	23.602	1:23.877	9	1 LAP	1:30.243	9	1 LAP	1:30.044
15	1 LAP	1:31.530	68	20.825	1:22.942	2	24.903	1:24.219	45	1 LAP	1:30.973	45	1 LAP	1:29.187
26	18.186	1:24.568	10	20.858	1:22.207	16	1 LAP	1:30.831	16	1 LAP	1:30.212	16	1 LAP	1:30.407
68	18.926	1:24.540	2	21.817	1:22.353	18	1 LAP	1:32.934	18	1 LAP	1:29.861	18	1 LAP	1:29.251
10	19.694	1:24.814	15	1 LAP	1:32.445	15	1 LAP	1:31.465	7	44.286	1:23.736	7	46.989	1:24.412
2	20.507	1:26.652	7	38.790	1:25.631	7	41.645	1:23.988	15	1 LAP	1:31.321	15	1 LAP	1:31.593
3	1 LAP	1:33.692	3	1 LAP	1:34.006	40	57.131	1:27.650	40	1:02.489	1:26.453	40	1:06.541	1:25.761
7	34.202	1:25.183	40	50.614	1:26.477	3	1 LAP	1:32.446	3	1 LAP	1:32.428	3	1 LAP	1:32.644
40	45.180	1:26.656												

Weather / Track : Sunny / Dry

Snetterton
 Circuit Length = 1.9520 miles
 Start: 15:23 End: 15:44

Autosport Young Guns

QUALIFYING - RACE 7 - CLASSIFICATION

POS	NO	CL	NAME	ENTRY	TIME	ON	LAPS	GAP	DIFF	MPH
1	14		Leopold RINGBOM	JKS F75	1:20.559	6	12			87.22
2	6		Anton SPIRES	JKS F75	1:20.729	8	11	0.170	0.170	87.04
3	4		Patryk SZCZARBINSKI	JKS F75	1:22.751	3	9	2.192	2.022	84.91
4	2		Joe FERGUSON	JKS F75	1:23.847	8	13	3.288	1.096	83.80
5	5		James NUTBROWN	JKS F75	1:23.981	8	13	3.422	0.134	83.67
6	8		Max CORNELIUS	JKS F75	1:26.446	8	10	5.887	2.465	81.28

Weather / Track : Light Rain / Damp
These results are provisional until the conclusion of any judicial and technical matters.

Snetterton
Circuit Length = 1.9520 miles
Start: 11:47 End: 12:09

Clerk of Course :		Timekeeper :
-------------------	--	--------------

Autosport Young Guns

QUALIFYING - RACE 7 - LAP ANALYSIS


2	Joe FERGUSON					
1 -	1:30.329	+ 6.482	11:50:44.609	8 -	1:23.847	12:00:55.415
2 -	1:28.951	+ 5.104	11:52:13.560	9 -	1:25.026	+ 1.179
3 -	1:31.256	+ 7.409	11:53:44.816	10 -	1:26.021	+ 2.174
4 -	1:25.042	+ 1.195	11:55:09.858	11 -	1:37.391	+ 13.544
5 -	1:26.005	+ 2.158	11:56:35.863	12 -	1:38.662	+ 14.815
6 -	1:25.896	+ 2.049	11:58:01.759	13 -	1:26.605	+ 2.758
7 -	1:29.809	+ 5.962	11:59:31.568			
4	Patryk SZCZERBINSKI					
1 -	1:27.656	+ 4.905	11:50:36.978	6 -	5:21.133	+ 3:58.382
2 -	1:23.504	+ 0.753	11:52:00.482	7 -	1:28.137	+ 5.386
3 -	1:22.751		11:53:23.233	8 -	1:41.929	+ 19.178
4 -	1:32.835	+ 10.084	11:54:56.068	9 -	1:32.323	+ 9.572
5 -	1:42.920	+ 20.169	11:56:38.988			
5	James NUTBROWN					
1 -	1:31.760	+ 7.779	11:50:44.171	8 -	1:23.981	12:00:46.345
2 -	1:29.283	+ 5.302	11:52:13.454	9 -	1:24.617	+ 0.636
3 -	1:27.313	+ 3.332	11:53:40.767	10 -	1:26.307	+ 2.326
4 -	1:26.298	+ 2.317	11:55:07.065	11 -	1:29.058	+ 5.077
5 -	1:25.760	+ 1.779	11:56:32.825	12 -	1:28.984	+ 5.003
6 -	1:24.927	+ 0.946	11:57:57.752	13 -	1:26.814	+ 2.833
7 -	1:24.612	+ 0.631	11:59:22.364			
6	Anton SPIRES					
1 -	1:27.348	+ 6.619	11:50:12.556	7 -	1:22.006	+ 1.277
2 -	1:24.574	+ 3.845	11:51:37.130	8 -	1:20.729	11:59:48.025
3 -	1:23.501	+ 2.772	11:53:00.631	9 -	4:41.963	+ 3:21.234
4 -	1:22.469	+ 1.740	11:54:23.100	10 -	1:29.928	+ 9.199
5 -	1:21.002	+ 0.273	11:55:44.102	11 -	1:29.524	+ 8.795
6 -	1:21.188	+ 0.459	11:57:05.290			
8	Max CORNELIUS					
1 -	1:30.163	+ 3.717	11:50:24.285	6 -	1:31.284	+ 4.838
2 -	1:29.353	+ 2.907	11:51:53.638	7 -	1:26.806	+ 0.360
3 -	1:28.136	+ 1.690	11:53:21.774	8 -	1:26.446	12:00:54.908
4 -	1:26.488	+ 0.042	11:54:48.262	9 -	1:28.259	+ 1.813
5 -	1:42.110	+ 15.664	11:56:30.372	10 -	4:48.458	+ 3:22.012
14	Leopold RINGBOM					
1 -	1:25.430	+ 4.871	11:50:08.575	7 -	1:21.723	+ 1.164
2 -	1:23.589	+ 3.030	11:51:32.164	8 -	1:22.171	+ 1.612
3 -	1:22.669	+ 2.110	11:52:54.833	9 -	4:10.351	+ 2:49.792
4 -	1:21.275	+ 0.716	11:54:16.108	10 -	1:25.947	+ 5.388
5 -	1:20.795	+ 0.236	11:55:36.903	11 -	1:26.146	+ 5.587
6 -	1:20.559		11:56:57.462	12 -	1:26.522	+ 5.963

Weather / Track : Light Rain / Damp

Snetterton
Circuit Length = 1.9520 miles
Start: 11:47 End: 12:09

Autosport Young Guns

RACE 7 - GRID

ROW 3	1:23.981 5 James NUTBROWN	1:26.446 8 Max CORNELIUS
ROW 2	1:22.751 4 Patryk SZCZEBINSKI	1:23.847 2 Joe FERGUSON
ROW 1	1:20.559 14 Leopold RINGBOM	1:20.729 6 Anton SPIRES
Pole		
		


Snetterton
Circuit Length = 1.9520 miles

These results are provisional until the conclusion of any judicial and technical matters.

Clerk of Course :		Timekeeper :
-------------------	--	--------------

Autosport Young Guns

RACE 13 - GRID

ROW 3	1:25.026 2 Joe FERGUSON	1:26.488 8 Max CORNELIUS
ROW 2	1:23.504 4 Patryk SZCZEBINSKI	1:24.612 5 James NUTBROWN
ROW 1	1:20.795 14 Leopold RINGBOM	1:21.002 6 Anton SPIRES
Pole		
		

Snetterton
Circuit Length = 1.9520 miles


These results are provisional until the conclusion of any judicial and technical matters.

Clerk of Course :		Timekeeper :
-------------------	--	--------------

Autosport Young Guns

RACE 20 - GRID

ROW 3	1:26.806 8 Max CORNELIUS	1:27.656 4 Patryk SZCZERBINSKI
ROW 2	1:24.617 5 James NUTBROWN	1:25.042 2 Joe FERGUSON
ROW 1	1:21.188 6 Anton SPIRES	1:21.275 14 Leopold RINGBOM
Pole		



Snetterton
Circuit Length = 1.9520 miles

These results are provisional until the conclusion of any judicial and technical matters.

Clerk of Course :

Timekeeper :

Autosport Young Guns

RACE 7 - CLASSIFICATION

POS	NO	CL	NAME	ENTRY	LAPS	TIME	GAP	DIFF	MPH	BEST	ON
1	14		Leopold RINGBOM	JKS F75	14	20:02.228			81.83	1:23.149	7
2	2		Joe FERGUSON	JKS F75	14	20:11.839	9.611	9.611	81.18	1:23.656	13
3	6		Anton SPIRES	JKS F75	14	20:15.516	13.288	3.677	80.93	1:22.909	14
4	5		James NUTBROWN	JKS F75	14	20:31.023	28.795	15.507	79.91	1:25.531	12
5	8		Max CORNELIUS	JKS F75	14	20:39.756	37.528	8.733	79.35	1:25.898	12
						FASTEST LAP					
6			Anton SPIRES	JKS F75	14	1:22.909			84.75 mph	136.40 kph	

Weather / Track : Raining / Wet
 These results are provisional until the conclusion of any judicial and technical matters.

Snetterton
 Circuit Length = 1.9520 miles
 Start: 16:40 End: 17:01

Clerk of Course :		Timekeeper :
-------------------	--	--------------

Autosport Young Guns
RACE 7 - LAP CHART

Lap 1			Lap 2			Lap 3			Lap 4			Lap 5		
No	Behind	Laptime	No	Behind	Laptime	No	Behind	Laptime	No	Behind	Laptime	No	Behind	Laptime
5		1:40.238	5		1:29.825	5		1:28.216	2		1:26.245	2		1:25.057
2	0.390	1:40.628	2	0.229	1:29.664	2	0.022	1:28.009	14	0.566	1:26.381	14	0.439	1:24.930
6	0.893	1:41.131	14	0.637	1:28.744	14	0.452	1:28.031	5	2.505	1:28.772	5	4.848	1:27.400
14	1.718	1:41.956	6	1.235	1:30.167	6	1.181	1:28.162	6	3.675	1:28.761	6	5.197	1:26.579
8	6.465	1:46.703	8	6.678	1:30.038	8	6.827	1:28.365	8	8.723	1:28.163	8	11.068	1:27.402

Weather / Track : Raining / Wet

Snetterton
 Circuit Length = 1.9520 miles
 Start: 16:40 End: 17:01

**Autosport Young Guns
RACE 7 - LAP CHART**

Lap 6			Lap 7			Lap 8			Lap 9			Lap 10		
No	Behind	Laptime	No	Behind	Laptime	No	Behind	Laptime	No	Behind	Laptime	No	Behind	Laptime
14		1:23.792	14		1:23.149	14		1:23.251	14		1:23.273	14		1:23.256
2	0.941	1:25.172	2	2.063	1:24.271	2	3.555	1:24.743	2	4.987	1:24.705	2	6.673	1:24.942
5	7.571	1:26.954	6	11.143	1:26.075	6	12.489	1:24.597	6	13.723	1:24.507	6	14.874	1:24.407
6	8.217	1:27.251	5	11.871	1:27.449	5	14.754	1:26.134	5	18.303	1:26.822	5	21.201	1:26.154
8	14.084	1:27.247	8	18.097	1:27.162	8	21.256	1:26.410	8	24.723	1:26.740	8	28.393	1:26.926

Weather / Track : Raining / Wet

Snetterton
Circuit Length = 1.9520 miles
Start: 16:40 End: 17:01

Autosport Young Guns
RACE 7 - LAP CHART

Lap 11			Lap 12			Lap 13			Lap 14		
No	Behind	Laptime	No	Behind	Laptime	No	Behind	Laptime	No	Behind	Laptime
14		1:23.317	14		1:23.331	14		1:23.696	14		1:25.121
2	8.257	1:24.901	2	9.586	1:24.660	2	9.546	1:23.656	2	9.611	1:25.186
6	15.392	1:23.835	6	15.829	1:23.768	6	15.500	1:23.367	6	13.288	1:22.909
5	23.795	1:25.911	5	25.995	1:25.531	5	27.882	1:25.583	5	28.795	1:26.034
8	31.062	1:25.986	8	33.629	1:25.898	8	36.266	1:26.333	8	37.528	1:26.383

Weather / Track : Raining / Wet

Snetterton
 Circuit Length = 1.9520 miles
 Start: 16:40 End: 17:01

Autosport Young Guns

RACE 13 - CLASSIFICATION

POS	NO	CL	NAME	ENTRY	LAPS	TIME	GAP	DIFF	MPH	BEST	ON
1	14		Leopold RINGBOM	JKS F75	17	20:35.270			96.70	1:11.038	15
2	4		Patryk SZCZERBINSKI	JKS F75	17	20:37.448	2.178	2.178	96.53	1:11.008	16
3	6		Anton SPIRES	JKS F75	17	20:39.225	3.955	1.777	96.39	1:11.064	17
4	2		Joe FERGUSON	JKS F75	17	20:52.910	17.640	13.685	95.34	1:11.837	16
5	5		James NUTBROWN	JKS F75	17	21:00.905	25.635	7.995	94.74	1:12.373	11
6	8		Max CORNELIUS	JKS F75	17	21:26.994	51.724	26.089	92.82	1:13.580	15

FASTEST LAP

4			Patryk SZCZERBINSKI	JKS F75	16	1:11.008			98.96 mph	159.26 kph	
---	--	--	----------------------------	---------	----	----------	--	--	-----------	------------	--

Weather / Track : Bright / Dry
 These results are provisional until the conclusion of any judicial and technical matters.

Snetterton
 Circuit Length = 1.9520 miles
 Start: 12:04 End: 12:25

Clerk of Course :		Timekeeper :
-------------------	--	--------------

Autosport Young Guns
RACE 13 - LAP CHART

Lap 1			Lap 2			Lap 3			Lap 4			Lap 5		
No	Behind	Laptime	No	Behind	Laptime	No	Behind	Laptime	No	Behind	Laptime	No	Behind	Laptime
14		1:20.620	14		1:14.078	14		1:12.933	14		1:13.081	14		1:12.727
6	1.234	1:21.854	6	1.544	1:14.388	6	2.454	1:13.843	6	3.345	1:13.972	6	3.737	1:13.119
4	2.628	1:23.248	2	4.410	1:15.779	2	6.042	1:14.565	2	6.676	1:13.715	4	6.715	1:12.540
2	2.709	1:23.329	4	5.204	1:16.654	4	6.386	1:14.115	4	6.902	1:13.597	2	6.929	1:12.980
5	4.681	1:25.301	5	7.452	1:16.849	5	9.609	1:15.090	5	12.720	1:16.192	5	14.083	1:14.090
8	7.774	1:28.394	8	10.942	1:17.246	8	15.029	1:17.020	8	18.131	1:16.183	8	21.630	1:16.226

Weather / Track : Bright / Dry

Snetterton
 Circuit Length = 1.9520 miles
 Start: 12:04 End: 12:25

Autosport Young Guns
RACE 13 - LAP CHART

Lap 6			Lap 7			Lap 8			Lap 9			Lap 10		
No	Behind	Laptime	No	Behind	Laptime	No	Behind	Laptime	No	Behind	Laptime	No	Behind	Laptime
14		1:12.420	14		1:12.687	14		1:12.521	14		1:12.310	14		1:12.278
6	4.084	1:12.767	6	4.244	1:12.847	6	3.683	1:11.960	6	3.221	1:11.848	6	2.957	1:12.014
4	6.459	1:12.164	4	6.061	1:12.289	4	5.244	1:11.704	4	4.409	1:11.475	4	3.506	1:11.375
2	7.435	1:12.926	2	7.465	1:12.717	2	7.522	1:12.578	2	8.887	1:13.675	2	9.189	1:12.580
5	15.207	1:13.544	5	15.613	1:13.093	5	15.955	1:12.863	5	16.810	1:13.165	5	17.201	1:12.669
8	25.023	1:15.813	8	27.494	1:15.158	8	29.766	1:14.793	8	31.518	1:14.062	8	33.330	1:14.090

Weather / Track : Bright / Dry

Snetterton
 Circuit Length = 1.9520 miles
 Start: 12:04 End: 12:25

Autosport Young Guns
RACE 13 - LAP CHART

Lap 11			Lap 12			Lap 13			Lap 14			Lap 15		
No	Behind	Laptime	No	Behind	Laptime	No	Behind	Laptime	No	Behind	Laptime	No	Behind	Laptime
14		1:11.621	14		1:11.084	14		1:11.062	14		1:11.304	14		1:11.038
4	3.257	1:11.372	4	3.453	1:11.280	4	3.591	1:11.200	4	3.463	1:11.176	4	3.651	1:11.226
6	3.586	1:12.250	6	4.369	1:11.867	6	4.750	1:11.443	6	4.961	1:11.515	6	5.095	1:11.172
2	9.844	1:12.276	2	11.380	1:12.620	2	14.615	1:14.297	2	16.317	1:13.006	2	17.381	1:12.102
5	17.953	1:12.373	5	19.600	1:12.731	5	21.687	1:13.149	5	22.815	1:12.432	5	24.308	1:12.531
8	35.841	1:14.132	8	38.912	1:14.155	8	42.249	1:14.399	8	44.800	1:13.855	8	47.342	1:13.580

Weather / Track : Bright / Dry

Snetterton
 Circuit Length = 1.9520 miles
 Start: 12:04 End: 12:25

Autosport Young Guns
RACE 13 - LAP CHART

Lap 16			Lap 17		
No	Behind	Laptime	No	Behind	Laptime
14		1:11.377	14		1:12.129
4	3.282	1:11.008	4	2.178	1:11.025
6	5.020	1:11.302	6	3.955	1:11.064
2	17.841	1:11.837	2	17.640	1:11.928
5	25.352	1:12.421	5	25.635	1:12.412
8	50.155	1:14.190	8	51.724	1:13.698

Weather / Track : Bright / Dry

Snetterton
Circuit Length = 1.9520 miles
Start: 12:04 End: 12:25

Autosport Young Guns

RACE 20 - CLASSIFICATION

POS	NO	CL	NAME	ENTRY	LAPS	TIME	GAP	DIFF	MPH	BEST	ON
1	4		Patryk SZCZEBINSKI	JKS F75	17	20:46.174			95.86	1:11.386	12
2	5		James NUTBROWN	JKS F75	17	20:49.868	3.694	3.694	95.57	1:12.243	9
3	2		Joe FERGUSON	JKS F75	17	20:54.894	8.720	5.026	95.19	1:11.440	9
4	8		Max CORNELIUS	JKS F75	17	21:12.965	26.791	18.071	93.84	1:12.864	15
NOT CLASSIFIED											
DNF	6		Anton SPIRES	JKS F75	13	15:48.332	4 laps	4 laps	96.32	1:11.518	12
DNF	14		Leopold RINGBOM	JKS F75	3	3:47.483	14 laps	10 laps	92.67	1:12.904	2
FASTEST LAP											
	4		Patryk SZCZEBINSKI	JKS F75	12	1:11.386			98.43 mph	158.42 kph	

Weather / Track : Sunny / Dry
 These results are provisional until the conclusion of any judicial and technical matters.

Snetterton
 Circuit Length = 1.9520 miles
 Start: 16:25 End: 16:47

Clerk of Course :		Timekeeper :
-------------------	--	--------------

Autosport Young Guns
RACE 20 - LAP CHART

Lap 1			Lap 2			Lap 3			Lap 4			Lap 5		
No	Behind	Laptime	No	Behind	Laptime	No	Behind	Laptime	No	Behind	Laptime	No	Behind	Laptime
14		1:19.655	14		1:12.904	2		1:12.437	2		1:12.701	2		1:12.207
2	1.080	1:20.735	2	1.649	1:13.473	6	0.333	1:12.649	6	0.297	1:12.665	6	0.234	1:12.144
6	1.423	1:21.078	6	1.770	1:13.251	14	0.838	1:14.924	4	1.137	1:11.795	4	0.811	1:11.881
5	2.378	1:22.033	5	3.614	1:14.140	4	2.043	1:12.302	5	4.447	1:14.175	5	5.849	1:13.609
4	3.725	1:23.380	4	3.827	1:13.006	5	2.973	1:13.445	8	19.505	1:15.054	8	22.018	1:14.720
8	11.112	1:30.767	8	15.848	1:17.640	8	17.152	1:15.390						

Weather / Track : Sunny / Dry

Snetterton
 Circuit Length = 1.9520 miles
 Start: 16:25 End: 16:47

Autosport Young Guns
RACE 20 - LAP CHART

Lap 6			Lap 7			Lap 8			Lap 9			Lap 10		
No	Behind	Laptime	No	Behind	Laptime	No	Behind	Laptime	No	Behind	Laptime	No	Behind	Laptime
2		1:11.905	2		1:12.379	2		1:12.004	2		1:11.440	2		1:12.605
4	0.669	1:11.763	4	0.077	1:11.787	4	0.426	1:12.353	4	0.477	1:11.491	4	0.264	1:12.392
6	0.770	1:12.441	6	0.548	1:12.157	6	0.676	1:12.132	6	0.870	1:11.634	6	0.799	1:12.534
5	6.879	1:12.935	5	7.311	1:12.811	5	7.725	1:12.418	5	8.528	1:12.243	5	8.285	1:12.362
8	24.242	1:14.129	8	25.589	1:13.726	8	27.134	1:13.549	8	29.194	1:13.500	8	29.715	1:13.126

Weather / Track : Sunny / Dry

Snetterton
 Circuit Length = 1.9520 miles
 Start: 16:25 End: 16:47

Autosport Young Guns
RACE 20 - LAP CHART

Lap 11			Lap 12			Lap 13			Lap 14			Lap 15		
No	Behind	Laptime	No	Behind	Laptime	No	Behind	Laptime	No	Behind	Laptime	No	Behind	Laptime
2		1:11.608	2		1:11.665	2		1:12.730	4		1:22.580	4		1:12.144
4	0.348	1:11.692	4	0.069	1:11.386	4	0.029	1:12.690	5	0.444	1:13.467	5	1.140	1:12.840
6	0.973	1:11.782	6	0.826	1:11.518	6	0.443	1:12.347	2	3.864	1:26.473	2	5.539	1:13.819
5	8.939	1:12.262	5	9.684	1:12.410	5	9.586	1:12.632	8	23.624	1:13.539	8	24.344	1:12.864
8	31.091	1:12.984	8	32.353	1:12.927	8	32.694	1:13.071						

Weather / Track : Sunny / Dry

Snetterton
 Circuit Length = 1.9520 miles
 Start: 16:25 End: 16:47

Autosport Young Guns
RACE 20 - LAP CHART

Lap 16			Lap 17		
No	Behind	Laptime	No	Behind	Laptime
4		1:11.573	4		1:11.959
5	2.258	1:12.691	5	3.694	1:13.395
2	7.183	1:13.217	2	8.720	1:13.496
8	25.789	1:13.018	8	26.791	1:12.961

Weather / Track : Sunny / Dry

Snetterton
Circuit Length = 1.9520 miles
Start: 16:25 End: 16:47