



Dunlop Best and British Festival

Snetterton Circuit

1st & 2nd April 2006



Results Provided by MST Sports Timing Ltd
www.msttiming.com

Dunlop Radical Biduro Championship

FREE PRACTICE

POS	NO	CL	DRIVER	NAT	CAR	TIME	LAPS	GAP	MPH
1	99	R4	Guy HODGKIN		Radical SR4	1:27.644	12		80.17
2	18	R4	Nick SINFIELD		Radical SR4	1:29.241	11	1.597	78.74
3	7	R4	Simon PACKER		Radical SR4	1:29.563	11	1.919	78.46
4	50	R4	Toby NEWTON		Radical SR4	1:30.453	5	2.809	77.68
5	5	R4	James SAGGERS		Radical SR4	1:30.611	6	2.967	77.55
6	14	R4	Roger BROMILEY		Radical SR4	1:30.799	9	3.155	77.39
7	4	R4	Daniel MCKENZIE		Radical SR4	1:32.642	9	4.998	75.85
8	23	R4	John HEWITT		Radical SR4	1:33.696	13	6.052	75.00
9	89	R4	Chris STONEY		Radical SR4	1:34.203	8	6.559	74.59
10	27	R4	Ian MOORE		Radical SR4	1:34.559	10	6.915	74.31
11	67	R4	Jacob GREAVES		Radical SR4	1:35.584	7	7.940	73.51
12	32	R4	Daniel ROWBOTTOM		Radical SR4	1:37.531	6	9.887	72.05
13	66	R4	Malcolm BARNETT		Radical SR4	1:37.588	5	9.944	72.00
14	26	R4	Andrew FERGUSON		Radical SR4	1:37.756	8	10.112	71.88
15	88	R4	Terrence WOODWARD		Radical SR4	1:38.143	2	10.499	71.60
16	11	R4	Ian SIMMONDS		Radical SR4	1:40.846	4	13.202	69.68
17	85	R4	Mark PILE		Radical SR4	1:42.866	3	15.222	68.31

Car 85 - No transponder

Weather / Track : Raining/ Windy/ Wet

These results are provisional until the conclusion of any judicial and technical matters.

Snetterton

Circuit Length = 1.9520 miles.

Start: 09:09 End: 09:32

Clerk of Course:	Stewards:	Timekeeper:
------------------	-----------	-------------

Dunlop Radical Biduro Championship

LAP ANALYSIS - FREE PRACTICE

4	Daniel MCKENZIE	Radical SR4
1 - X:00.000	6 - 1:33.587	
2 - 1:34.528	7 - 1:33.636	
3 - X:00.000	8 - 1:32.729	
4 - 1:36.717	9 - 1:32.642	
5 - 1:34.370		
5	James SAGGERS	Radical SR4
1 - X:00.000	6 - 1:32.148	
2 - 1:31.143		
3 - 1:31.773		
4 - 1:30.611		
5 - 1:32.334		
7	Simon PACKER	Radical SR4
1 - X:00.000	6 - 1:32.628	11 - 1:30.179
2 - 1:33.397	7 - 1:41.800	
3 - 1:32.247	8 - 1:33.838	
4 - 6:22.019	9 - 1:32.109	
5 - 1:36.143	10 - 1:29.563	
11	Ian SIMMONDS	Radical SR4
1 - X:00.000		
2 - 1:41.910		
3 - 1:40.846		
4 - 1:44.099		
14	Roger BROMILEY	Radical SR4
1 - X:00.000	6 - 1:30.799	
2 - 1:36.257	7 - 1:31.781	
3 - 1:34.313	8 - 1:31.323	
4 - 1:34.570	9 - 1:48.605	
5 - 1:31.336		
18	Nick SINFIELD	Radical SR4
1 - X:00.000	6 - 1:33.227	11 - 1:29.241
2 - 1:34.440	7 - 8:02.828	
3 - 1:32.532	8 - 1:37.538	
4 - 1:34.207	9 - 1:35.119	
5 - 1:42.278	10 - 1:29.521	
23	John HEWITT	Radical SR4
1 - X:00.000	6 - 1:40.638	11 - 1:34.456
2 - 1:35.862	7 - 1:40.072	12 - 1:36.782
3 - 1:33.696	8 - 1:37.886	13 - 1:38.417
4 - 1:34.555	9 - 1:38.222	
5 - 5:01.626	10 - 1:35.167	

Car 85 - No transponder
Weather / Track : Raining/ Windy/ Wet

Dunlop Radical Biduro Championship

LAP ANALYSIS - FREE PRACTICE

(contd.)

26	Andrew FERGUSON	Radical SR4
1 - X:00.000	6 - 1:40.881	
2 - 1:39.256	7 - 1:40.049	
3 - 1:37.942	8 - 1:40.869	
4 - 1:39.134		
5 - 1:37.756		
27	Ian MOORE	Radical SR4
1 - X:00.000	6 - 1:49.927	
2 - 1:47.120	7 - 1:39.628	
3 - 1:39.311	8 - 1:42.956	
4 - 1:43.425	9 - 1:34.811	
5 - 1:40.694	10 - 1:34.559	
32	Daniel ROWBOTTOM	Radical SR4
1 - X:00.000	6 - 1:42.511	
2 - 1:43.695		
3 - 1:37.531		
4 - 1:41.509		
5 - 7:54.623		
50	Toby NEWTON	Radical SR4
1 - X:00.000		
2 - 1:30.453		
3 - 1:31.969		
4 - 1:32.165		
5 - 1:34.241		
66	Malcolm BARNETT	Radical SR4
1 - X:00.000		
2 - 1:49.729		
3 - 1:37.588		
4 - 1:48.143		
5 - 4:12.910		
67	Jacob GREAVES	Radical SR4
1 - X:00.000	6 - 1:35.837	
2 - 1:42.108	7 - 1:37.578	
3 - 1:40.477		
4 - 1:35.584		
5 - 4:16.711		
85	Mark PILE	Radical SR4
1 - X:00.000		
2 - 1:52.644		
3 - 1:42.866		

Car 85 - No transponder
Weather / Track : Raining/ Windy/ Wet

Dunlop Radical Biduro Championship

LAP ANALYSIS - FREE PRACTICE

(contd.)

88	Terrence WOODWARD	Radical SR4
1 - X:00.000 2 - 1:38.143		
89	Chris STONEY	Radical SR4
1 - X:00.000 6 - 1:48.310 2 - 1:45.114 7 - 1:34.203 3 - 1:40.933 8 - 1:34.848 4 - 1:45.041 5 - X:00.000		
99	Guy HODGKIN	Radical SR4
1 - X:00.000 6 - 1:29.821 11 - 1:28.295 2 - 1:32.682 7 - 1:28.421 12 - 1:29.867 3 - 1:30.769 8 - 1:28.906 4 - 1:30.142 9 - 1:31.909 5 - 1:30.634 10 - 1:27.644		

Dunlop Radical Biduro Championship

QUALIFYING - RACE 2

POS	NO	CL	DRIVER	NAT	CAR	TIME	LAPS	GAP	MPH
1	5	R4	James SAGGERS		Radical SR4	1:10.813	12		99.23
2	99	R4	Guy HODGKIN		Radical SR4	1:10.951	13	0.138	99.04
3	7	R4	Simon PACKER		Radical SR4	1:11.327	13	0.514	98.52
4	4	R4	Daniel MCKENZIE		Radical SR4	1:11.609	10	0.796	98.13
5	50	R4	Toby NEWTON		Radical SR4	1:11.718	13	0.905	97.98
6	89	R4	Chris STONEY		Radical SR4	1:11.739	10	0.926	97.95
7	66	R4	Malcolm BARNETT		Radical SR4	1:11.893	12	1.080	97.74
8	18	R4	Nick SINFIELD		Radical SR4	1:12.055	12	1.242	97.52
9	88	R4	Terrence WOODWARD		Radical SR4	1:12.095	10	1.282	97.47
10	3	R4	Mick HYDE		Radical SR4	1:12.147	11	1.334	97.40
11	26	R4	Andrew FERGUSON		Radical SR4	1:12.898	12	2.085	96.39
12	23	R4	John HEWITT		Radical SR4	1:12.926	12	2.113	96.36
13	14	R4	Roger BROMILEY		Radical SR4	1:13.290	10	2.477	95.88
14	85	R4	Mark PILE		Radical SR4	1:13.459	12	2.646	95.66
15	77	R4	Allen JACKSON		Radical SR4	1:13.731	12	2.918	95.30
16	67	R4	Jacob GREAVES		Radical SR4	1:16.055	9	5.242	92.39
17	11	R4	Ian SIMMONDS		Radical SR4	1:16.735	12	5.922	91.57
18	32	R4	Daniel ROWBOTTOM		Radical SR4	1:16.849	11	6.036	91.44
19	27	R4	Ian MOORE		Radical SR4	1:20.687	11	9.874	87.09

Weather / Track : Cloudy / Dry

These results are provisional until the conclusion of any judicial and technical matters.

Snetterton

Circuit Length = 1.9520 miles.

Start: 13:30 End: 13:55

Clerk of Course:	Stewards:	Timekeeper:
------------------	-----------	-------------

Dunlop Radical Biduro Championship

LAP ANALYSIS - QUALIFYING - RACE 2

3	Mick HYDE	Radical SR4
1 - X:00.000	6 - 3:28.813	11 - 1:12.147
2 - 1:14.834	7 - 1:12.662	
3 - 1:13.378	8 - 1:13.534	
4 - 1:12.460	9 - 1:13.048	
5 - 1:12.204	10 - 1:12.621	
4	Daniel MCKENZIE	Radical SR4
1 - X:00.000	6 - 1:13.222	
2 - 1:17.877	7 - 1:13.541	
3 - 1:14.136	8 - 1:12.247	
4 - 3:18.424	9 - 1:11.609	
5 - 1:12.478	10 - 1:11.683	
5	James SAGGERS	Radical SR4
1 - X:00.000	6 - 1:11.093	11 - 1:11.365
2 - 1:18.788	7 - 1:12.146	12 - 1:10.813
3 - 1:13.404	8 - 1:11.456	
4 - 1:12.920	9 - 1:12.222	
5 - 1:11.806	10 - 1:11.316	
7	Simon PACKER	Radical SR4
1 - X:00.000	6 - 1:12.977	11 - 1:12.145
2 - 1:15.354	7 - 1:11.776	12 - 1:11.327
3 - 1:13.847	8 - 1:24.053	13 - 1:12.329
4 - 1:11.931	9 - 1:13.848	
5 - 1:11.541	10 - 1:11.633	
11	Ian SIMMONDS	Radical SR4
1 - X:00.000	6 - 1:19.259	11 - 1:16.735
2 - 1:24.791	7 - 1:17.468	12 - 1:17.351
3 - 1:22.365	8 - 1:17.579	
4 - 1:19.628	9 - 1:17.315	
5 - 1:18.946	10 - 1:18.252	
14	Roger BROMILEY	Radical SR4
1 - X:00.000	6 - 3:50.943	
2 - 1:17.144	7 - 1:13.817	
3 - 1:15.978	8 - 1:13.290	
4 - 1:13.658	9 - 1:13.330	
5 - 1:14.067	10 - 1:13.598	
18	Nick SINFIELD	Radical SR4
1 - X:00.000	6 - 1:13.383	11 - 1:12.456
2 - 1:18.469	7 - 1:13.396	12 - 1:12.055
3 - 1:16.553	8 - 1:26.837	
4 - 1:14.035	9 - 1:12.923	
5 - 1:14.068	10 - 1:12.824	

Dunlop Radical Biduro Championship

LAP ANALYSIS - QUALIFYING - RACE 2

(contd.)

23	John HEWITT	Radical SR4
1 - X:00.000	6 - 1:14.425	11 - 1:12.926
2 - 1:22.616	7 - 1:13.896	12 - 1:13.630
3 - 1:16.860	8 - 1:13.523	
4 - 1:14.516	9 - 1:13.093	
5 - 1:14.889	10 - 1:13.272	
26	Andrew FERGUSON	Radical SR4
1 - X:00.000	6 - 1:16.245	11 - 1:13.461
2 - 1:19.684	7 - 1:14.566	12 - 1:12.898
3 - 1:15.533	8 - 1:13.799	
4 - 1:23.111	9 - 1:14.022	
5 - 1:16.242	10 - 1:14.214	
27	Ian MOORE	Radical SR4
1 - X:00.000	6 - 1:22.110	11 - 1:20.687
2 - 1:29.627	7 - 1:21.728	
3 - 1:24.691	8 - 1:21.503	
4 - 1:23.935	9 - 1:22.505	
5 - 1:22.638	10 - 1:21.275	
32	Daniel ROWBOTTOM	Radical SR4
1 - X:00.000	6 - 1:18.472	11 - 1:17.690
2 - 1:21.475	7 - 1:17.447	
3 - 1:20.125	8 - 1:16.849	
4 - 1:19.506	9 - 1:21.350	
5 - 1:19.118	10 - 1:18.751	
50	Toby NEWTON	Radical SR4
1 - X:00.000	6 - 1:11.718	11 - 1:12.347
2 - 1:13.523	7 - 1:12.579	12 - 1:11.757
3 - 1:14.434	8 - 1:12.131	13 - 1:12.358
4 - 1:12.993	9 - 1:12.630	
5 - 1:13.708	10 - 1:12.015	
66	Malcolm BARNETT	Radical SR4
1 - X:00.000	6 - 1:12.885	11 - 1:16.881
2 - 1:20.350	7 - 1:12.542	12 - 1:12.333
3 - 1:16.745	8 - 1:12.632	
4 - 1:14.337	9 - 1:11.893	
5 - 1:13.030	10 - 1:12.255	
67	Jacob GREAVES	Radical SR4
1 - X:00.000	6 - 1:18.245	
2 - 1:29.213	7 - 1:16.628	
3 - 3:51.775	8 - 1:16.639	
4 - 1:22.205	9 - 1:16.055	
5 - 1:19.527		

Weather / Track : Cloudy / Dry

msttiming.com

Page 2 of 3

Snetterton
Circuit Length = 1.9520 miles.
Start: 13:30 End: 13:55

Printed - 13:58 Saturday, 01 April 2006

Dunlop Radical Biduro Championship

LAP ANALYSIS - QUALIFYING - RACE 2


(contd.)

77	Allen JACKSON	Radical SR4
1 - X:00.000	6 - 1:19.490	11 - 1:16.957
2 - 1:23.450	7 - 1:14.136	12 - 1:13.731
3 - 1:15.604	8 - 1:15.168	
4 - 1:15.997	9 - 1:13.782	
5 - 1:15.986	10 - 1:14.779	
85	Mark PILE	Radical SR4
1 - X:00.000	6 - 1:14.669	11 - 1:14.620
2 - 1:19.299	7 - 1:15.368	12 - 1:21.133
3 - 1:17.241	8 - 1:13.459	
4 - 1:16.563	9 - 1:14.010	
5 - 1:15.254	10 - 1:14.423	
88	Terrence WOODWARD	Radical SR4
1 - X:00.000	6 - 1:13.174	
2 - 1:20.605	7 - 1:14.533	
3 - 1:16.657	8 - 1:13.535	
4 - 1:14.504	9 - 1:13.088	
5 - 4:05.241	10 - 1:12.095	
89	Chris STONEY	Radical SR4
1 - X:00.000	6 - 1:12.204	
2 - 1:17.935	7 - 1:11.739	
3 - 1:15.514	8 - 1:12.718	
4 - 1:12.949	9 - 1:12.015	
5 - 1:12.629	10 - 3:39.397	
99	Guy HODGKIN	Radical SR4
1 - X:00.000	6 - 1:11.213	11 - 1:11.915
2 - 1:13.850	7 - 1:11.505	12 - 1:11.200
3 - 1:12.060	8 - 1:11.344	13 - 1:13.078
4 - 1:11.419	9 - 1:25.367	
5 - 1:11.308	10 - 1:10.951	

Dunlop Radical Biduro Championship

GRID - RACE 2

ROW 10	1:20.687 27 MOORE	
ROW 9	1:16.735 11 SIMMONDS	1:16.849 32 ROWBOTTOM
ROW 8	1:13.731 77 JACKSON	1:16.055 67 GREAVES
ROW 7	1:13.290 14 BROMILEY	1:13.459 85 PILE
ROW 6	1:12.898 26 FERGUSON	1:12.926 23 HEWITT
ROW 5	1:12.095 88 WOODWARD	1:12.147 3 HYDE
ROW 4	1:11.893 66 BARNETT	1:12.055 18 SINFIELD
ROW 3	1:11.718 50 NEWTON	1:11.739 89 STONEY
ROW 2	1:11.327 7 PACKER	1:11.609 4 MCKENZIE
ROW 1	1:10.813 5 SAGGERS	1:10.951 99 HODGKIN
POLE		



Weather / Track : Cloudy / Dry

These results are provisional until the conclusion of any judicial and technical matters.

Snetterton
Circuit Length = 1.9520 miles.
Start: 13:30 End: 13:55


Clerk of Course:

Stewards:

Timekeeper:

Dunlop Radical Biduro Championship

GRID - RACE 9

ROW 10	27	MOORE		
ROW 9	11	SIMMONDS	32	ROWBOTTOM
ROW 8	85	PILE	67	GREAVES
ROW 7	26	FERGUSON	77	JACKSON
ROW 6	23	HEWITT	14	BROMILEY
ROW 5	18	SINFIELD	88	WOODWARD
ROW 4	3	HYDE	66	BARNETT
ROW 3	50	NEWTON	89	STONEY
ROW 2	7	PACKER	4	MCKENZIE
ROW 1	5	SAGGERS	99	HODGKIN
POLE				
				

Weather / Track : Cloudy / Dry

These results are provisional until the conclusion of any judicial and technical matters.

Snetterton
Circuit Length = 1.9520 miles.
Start: 13:30 End: 13:55

Clerk of Course:

Stewards:

Timekeeper:

Dunlop Radical Biduro Championship

RACE CLASSIFICATION - RACE 2

POS	NO	CL	DRIVER	NAT	CAR	TIME	LAPS	GAP	MPH	BEST
1	99	R4	Guy HODGKIN		Radical SR4	21:26.886	16		87.37	1:17.511
2	89	R4	Chris STONEY		Radical SR4	21:47.978	16	21.092	85.96	1:19.113
3	7	R4	Simon PACKER		Radical SR4	22:17.581	16	50.695	84.05	1:19.210
4	18	R4	Nick SINFIELD		Radical SR4	22:18.050	16	51.164	84.02	1:20.907
5	5	R4	James SAGGERS		Radical SR4	22:41.304	16	1:14.418	82.59	1:20.307
6	4	R4	Daniel MCKENZIE		Radical SR4	22:42.674	16	1:15.788	82.51	1:20.320
7	50	R4	Toby NEWTON		Radical SR4	21:34.243	15	1 LAP	81.44	1:22.013
8	14	R4	Roger BROMILEY		Radical SR4	21:45.722	15	1 LAP	80.72	1:21.858
9	66	R4	Malcolm BARNETT		Radical SR4	21:45.815	15	1 LAP	80.72	1:21.579
10	88	R4	Terrence WOODWARD		Radical SR4	21:54.543	15	1 LAP	80.18	1:22.362
11	23	R4	John HEWITT		Radical SR4	22:10.480	15	1 LAP	79.22	1:23.311
12	3	R4	Mick HYDE		Radical SR4	22:17.077	15	1 LAP	78.83	1:22.391
13	67	R4	Jacob GREAVES		Radical SR4	22:20.758	15	1 LAP	78.61	1:23.162
14	32	R4	Daniel ROWBOTTOM		Radical SR4	22:21.877	15	1 LAP	78.55	1:23.618
15	85	R4	Mark PILE		Radical SR4	22:43.361	15	1 LAP	77.31	1:26.929
16	77	R4	Allen JACKSON		Radical SR4	21:27.134	14	2 LAPS	76.43	1:25.250
17	11	R4	Ian SIMMONDS		Radical SR4	22:51.696	14	2 LAPS	71.72	1:30.870
18	27	R4	Ian MOORE		Radical SR4	21:54.442	13	3 LAPS	69.50	1:34.548

NOT CLASSIFIED

26	R4	Andrew FERGUSON	Radical SR4	0	D.N.F.	N/A
----	----	-----------------	-------------	---	--------	-----

FASTEST LAP

99	R4	Guy HODGKIN	Radical SR4	1:17.511	14	90.66mph	145.90kph
----	----	-------------	-------------	----------	----	----------	-----------

Weather / Track : Sunny / Damp

These results are provisional until the conclusion of any judicial and technical matters.

Snetterton
Circuit Length = 1.9520 miles.
Start: 09:10 End: 09:31

Clerk of Course:	Stewards:	Timekeeper:
------------------	-----------	-------------

Dunlop Radical Biduro Championship

RACE 2

Lap 1			Lap 2			Lap 3			Lap 4			Lap 5		
No	Behind	Laptime	No	Behind	Laptime	No	Behind	Laptime	No	Behind	Laptime	No	Behind	Laptime
99		1:27.453	99		1:20.738	99		1:20.600	99		1:21.268	99		1:20.813
89	2.438	1:29.891	89	3.801	1:22.101	89	4.889	1:21.688	89	5.435	1:21.814	89	6.250	1:21.628
18	6.495	1:33.948	18	11.483	1:25.726	18	15.578	1:24.695	18	18.546	1:24.236	18	21.820	1:24.087
5	8.209	1:35.662	5	15.760	1:28.289	5	23.551	1:28.391	5	29.172	1:26.889	5	35.636	1:27.277
7	8.786	1:36.239	4	17.416	1:28.687	4	24.754	1:27.938	7	29.769	1:25.411	7	35.796	1:26.840
4	9.467	1:36.920	50	19.425	1:28.855	7	25.626	1:23.903	4	31.777	1:28.291	4	37.762	1:26.798
50	11.308	1:38.761	14	21.710	1:29.584	50	26.919	1:28.094	50	33.567	1:27.916	50	40.073	1:27.319
14	12.864	1:40.317	7	22.323	1:34.275	14	28.763	1:27.653	14	36.826	1:29.331	14	44.341	1:28.328
66	12.975	1:40.428	66	23.513	1:31.276	66	33.199	1:30.286	66	41.506	1:29.575	66	49.221	1:28.528
85	19.865	1:47.318	88	29.398	1:30.101	88	38.610	1:29.812	88	47.013	1:29.671	88	54.495	1:28.295
88	20.035	1:47.488	85	31.445	1:32.318	23	42.936	1:30.774	23	50.415	1:28.747	23	57.483	1:27.881
77	20.254	1:47.707	77	31.863	1:32.347	85	45.945	1:35.100	85	58.922	1:34.245	32	1:06.496	1:28.384
23	23.037	1:50.490	23	32.762	1:30.463	67	49.542	1:32.300	32	58.925	1:29.887	3	1:07.755	1:28.606
67	25.650	1:53.103	67	37.842	1:32.930	32	50.306	1:30.186	67	59.924	1:31.650	67	1:09.550	1:30.439
11	25.970	1:53.423	32	40.720	1:33.776	3	52.125	1:31.210	3	59.962	1:29.105	85	1:09.733	1:31.624
32	27.682	1:55.135	3	41.515	1:32.406	11	1:01.912	1:39.014	77	1:14.219	1:33.394			
27	29.759	1:57.212	11	43.498	1:38.266	77	1:02.093	1:50.830	27	1:18.599	1:35.953			
3	29.847	1:57.300	27	47.091	1:38.070	27	1:03.914	1:37.423	11	1:18.944	1:38.300			

Weather / Track : Sunny / Damp

msttiming.com

Page 1 of 4

Snetterton
Circuit Length = 1.9520 miles.
Start: 09:10 End: 09:31

Printed - 09:34 Sunday, 02 April 2006

Dunlop Radical Biduro Championship

RACE 2

(contd.)

Lap 6			Lap 7			Lap 8			Lap 9			Lap 10		
No	Behind	Laptime	No	Behind	Laptime	No	Behind	Laptime	No	Behind	Laptime	No	Behind	Laptime
99		1:21.872	99		1:20.069	99		1:21.338	99		1:18.928	99		1:19.192
77	1 LAP	1:31.949	89	7.873	1:21.321	32	1 LAP	1:29.668	3	1 LAP	1:27.954	23	1 LAP	1:27.737
89	6.621	1:22.243	77	1 LAP	1:29.755	67	1 LAP	1:27.724	67	1 LAP	1:27.290	89	11.918	1:20.635
11	1 LAP	1:35.744	18	27.500	1:23.908	85	1 LAP	1:30.781	89	10.475	1:22.034	3	1 LAP	1:27.647
27	1 LAP	1:36.134	7	36.844	1:20.135	89	7.369	1:20.834	32	1 LAP	1:28.783	67	1 LAP	1:26.389
18	23.661	1:23.713	5	45.337	1:25.847	77	1 LAP	1:28.829	85	1 LAP	1:30.580	32	1 LAP	1:27.801
7	36.778	1:22.854	11	1 LAP	1:54.408	18	28.738	1:22.576	77	1 LAP	1:29.010	85	1 LAP	1:27.532
5	39.559	1:25.795	27	1 LAP	1:55.688	7	39.399	1:23.893	18	31.644	1:21.834	18	34.752	1:22.300
4	42.433	1:26.543	4	47.866	1:25.502	5	49.013	1:25.014	7	41.989	1:21.518	77	1 LAP	1:27.282
50	44.520	1:26.319	50	50.530	1:26.079	4	52.231	1:25.703	5	54.701	1:24.616	7	43.441	1:20.644
14	50.813	1:28.344	14	58.558	1:27.814	50	56.476	1:27.284	4	57.943	1:24.640	5	58.960	1:23.451
66	54.023	1:26.674	66	1:00.433	1:26.479	11	1 LAP	1:33.449	50	1:02.353	1:24.805	4	1:02.086	1:23.335
88	1:00.565	1:27.942	88	1:06.709	1:26.213	27	1 LAP	1:34.917	14	1:11.767	1:26.797	50	1:07.282	1:24.121
23	1:02.655	1:27.044	23	1:09.767	1:27.181	14	1:03.898	1:26.678	66	1:12.596	1:26.257	14	1:17.113	1:24.538
32	1:12.482	1:27.858	3	1:21.270	1:28.309	66	1:05.267	1:26.172	11	1 LAP	1:35.852	66	1:17.472	1:24.068
3	1:13.030	1:27.147				88	1:11.239	1:25.868	27	1 LAP	1:34.548			
67	1:15.788	1:28.110				23	1:15.885	1:27.456	88	1:18.677	1:26.366			
85	1:17.390	1:29.529												

Weather / Track : Sunny / Damp

msttiming.com

Page 2 of 4

Snetterton
Circuit Length = 1.9520 miles.
Start: 09:10 End: 09:31

Printed - 09:34 Sunday, 02 April 2006

Dunlop Radical Biduro Championship

RACE 2

(contd.)

Lap 11			Lap 12			Lap 13			Lap 14			Lap 15		
No	Behind	Laptime	No	Behind	Laptime	No	Behind	Laptime	No	Behind	Laptime	No	Behind	Laptime
99		1:20.275	99		1:23.779	99		1:18.019	99		1:17.511	99		1:17.520
88	1 LAP	1:24.174	88	1 LAP	1:25.667	14	1 LAP	1:23.949	14	1 LAP	1:22.858	50	1 LAP	1:22.013
11	2 LAPS	1:34.395	89	9.082	1:20.384	66	1 LAP	1:23.894	66	1 LAP	1:23.420	27	3 LAPS	1:41.495
23	1 LAP	1:27.071	23	1 LAP	1:27.122	88	1 LAP	1:24.596	89	15.174	1:19.735	14	1 LAP	1:22.563
89	12.477	1:20.834	11	2 LAPS	1:34.010	89	12.950	1:21.887	88	1 LAP	1:23.329	66	1 LAP	1:22.110
27	2 LAPS	1:35.128	67	1 LAP	1:26.095	23	1 LAP	1:24.982	23	1 LAP	1:24.606	89	16.767	1:19.113
67	1 LAP	1:26.005	3	1 LAP	1:26.111	3	1 LAP	1:24.858	3	1 LAP	1:24.014	88	1 LAP	1:22.659
3	1 LAP	1:27.151	32	1 LAP	1:25.353	67	1 LAP	1:27.456	67	1 LAP	1:23.162	23	1 LAP	1:23.311
32	1 LAP	1:26.440	27	2 LAPS	1:45.313	32	1 LAP	1:26.953	18	42.051	1:20.907	3	1 LAP	1:22.868
85	1 LAP	1:27.334	18	34.705	1:21.880	18	38.655	1:21.969	32	1 LAP	1:24.384	18	45.765	1:21.234
18	36.604	1:22.127	85	1 LAP	1:26.929	7	40.887	1:19.918	7	43.029	1:19.653	7	46.446	1:20.937
7	43.557	1:20.391	7	38.988	1:19.210	11	2 LAPS	1:38.551	85	1 LAP	1:27.396	67	1 LAP	1:24.112
77	1 LAP	1:28.222	77	1 LAP	1:28.322	85	1 LAP	1:26.975	11	2 LAPS	1:33.232	32	1 LAP	1:23.618
5	1:01.946	1:23.261	5	1:00.276	1:22.109	77	1 LAP	1:27.029	77	1 LAP	1:25.250	85	1 LAP	1:28.652
4	1:04.277	1:22.466	4	1:02.277	1:21.779	27	2 LAPS	1:46.377	5	1:08.594	1:21.838	5	1:11.381	1:20.307
50	1:10.795	1:23.788	50	1:10.867	1:23.851	5	1:04.267	1:22.010	4	1:09.147	1:20.655	11	2 LAPS	1:32.182
14	1:21.948	1:25.110				4	1:06.003	1:21.745				4	1:11.947	1:20.320
66	1:22.266	1:25.069				50	1:15.653	1:22.805						

Weather / Track : Sunny / Damp

msttiming.com

Page 3 of 4

Snetterton
Circuit Length = 1.9520 miles.
Start: 09:10 End: 09:31

Printed - 09:34 Sunday, 02 April 2006

Dunlop Radical Biduro Championship

RACE 2

(contd.)

Lap 16			Lap 17			Lap 18			Lap 19			Lap 20		
No	Behind	Laptime	No	Behind	Laptime	No	Behind	Laptime	No	Behind	Laptime	No	Behind	Laptime
99		1:17.511												
77	2 LAPS	1:27.208												
50	1 LAP	1:22.233												
14	1 LAP	1:21.858												
66	1 LAP	1:21.579												
89	21.092	1:21.836												
27	3 LAPS	1:36.184												
88	1 LAP	1:22.362												
23	1 LAP	1:25.615												
3	1 LAP	1:22.391												
7	50.695	1:21.760												
18	51.164	1:22.910												
67	1 LAP	1:23.993												
32	1 LAP	1:23.651												
5	1:14.418	1:20.548												
4	1:15.788	1:21.352												
85	1 LAP	1:27.048												
11	2 LAPS	1:30.870												

Weather / Track : Sunny / Damp

msttiming.com

Page 4 of 4

Snetterton
 Circuit Length = 1.9520 miles.
 Start: 09:10 End: 09:31
 Printed - 09:34 Sunday, 02 April 2006

Dunlop Radical Biduro Championship

RACE CLASSIFICATION - RACE 9

POS	NO	CL	DRIVER	NAT	CAR	TIME	LAPS	GAP	MPH	BEST
1	5	R4	James SAGGERS		Radical SR4	20:43.439	17		96.07	1:10.613
2	99	R4	Guy HODGKIN		Radical SR4	20:51.580	17	8.141	95.44	1:10.869
3	50	R4	Toby NEWTON		Radical SR4	20:52.073	17	8.634	95.41	1:11.852
4	3	R4	Mick HYDE		Radical SR4	20:59.109	17	15.670	94.87	1:12.038
5	14	R4	Roger BROMILEY		Radical SR4	21:01.770	17	18.331	94.67	1:12.145
6	88	R4	Terrence WOODWARD		Radical SR4	21:02.907	17	19.468	94.59	1:12.358
7	7	R4	Simon PACKER		Radical SR4	21:08.844	17	25.405	94.15	1:11.763
8	23	R4	John HEWITT		Radical SR4	21:13.255	17	29.816	93.82	1:12.501
9	77	R4	Allen JACKSON		Radical SR4	21:38.336	17	54.897	92.01	1:13.957
10	26	R4	Andrew FERGUSON		Radical SR4	21:40.178	17	56.739	91.88	1:13.967
11	67	R4	Jacob GREAVES		Radical SR4	21:47.091	17	1:03.652	91.39	1:14.513
12	32	R4	Daniel ROWBOTTOM		Radical SR4	20:48.298	16	1 LAP	90.07	1:15.181
13	4	R4	Daniel MCKENZIE		Radical SR4	21:36.154	16	1 LAP	86.74	1:12.263
14	11	R4	Ian SIMMONDS		Radical SR4	21:52.113	16	1 LAP	85.69	1:18.494
15	27	R4	Ian MOORE		Radical SR4	21:04.976	15	2 LAPS	83.32	1:21.712
NOT CLASSIFIED										
66	R4	Malcolm BARNETT		Radical SR4	16:02.219	13	D.N.F.	94.94	1:11.499	
85	R4	Mark PILE		Radical SR4	15:38.634	12	D.N.F.	89.83	1:13.670	
89	R4	Chris STONEY		Radical SR4	6:14.579	5	D.N.F.	93.80	1:11.354	
FASTEST LAP										
5	R4	James SAGGERS		Radical SR4	1:10.613	6	99.51mph	160.15kph		

Weather / Track : Cloudy / Dry

These results are provisional until the conclusion of any judicial and technical matters.

Snetterton
Circuit Length = 1.9520 miles.
Start: 14:14 End: 14:35

Clerk of Course:	Stewards:	Timekeeper:
------------------	-----------	-------------

Dunlop Radical Biduro Championship

RACE 9

Lap 1			Lap 2			Lap 3			Lap 4			Lap 5		
No	Behind	Laptime	No	Behind	Laptime	No	Behind	Laptime	No	Behind	Laptime	No	Behind	Laptime
5		1:18.601	5		1:13.471	5		1:11.834	99		1:12.078	5		1:12.664
50	1.389	1:19.990	99	0.279	1:12.327	99	0.135	1:11.690	71582:47.273		1:12.190	99	0.569	1:13.210
99	1.423	1:20.024	3	1.492	1:12.626	3	1.893	1:12.235	3	1.718	1:12.038	3	1.531	1:12.454
3	2.337	1:20.938	50	1.908	1:13.990	50	2.382	1:12.308	50	2.021	1:11.852	50	2.028	1:12.648
66	5.335	1:23.936	66	5.608	1:13.744	66	6.389	1:12.615	66	6.308	1:12.132	66	5.440	1:11.773
23	5.356	1:23.957	23	6.266	1:14.381	23	6.954	1:12.522	89	7.106	1:11.903	89	5.819	1:11.354
14	5.915	1:24.516	89	6.896	1:14.175	89	7.416	1:12.354	23	7.955	1:13.214	23	7.815	1:12.501
89	6.192	1:24.793	14	7.772	1:15.328	14	10.401	1:14.463	14	10.994	1:12.806	14	11.187	1:12.834
88	6.643	1:25.244	88	7.967	1:14.795	88	10.715	1:14.582	88	11.788	1:13.286	88	11.505	1:12.358
85	9.227	1:27.828	85	10.944	1:15.188	85	13.709	1:14.599	85	15.166	1:13.670	85	16.422	1:13.897
26	9.966	1:28.567	26	11.969	1:15.474	26	14.622	1:14.487	26	16.668	1:14.259	26	17.994	1:13.967
77	10.492	1:29.093	77	12.538	1:15.517	77	15.203	1:14.499	77	17.202	1:14.212	77	18.518	1:13.957
67	12.023	1:30.624	67	14.745	1:16.193	7	17.692	1:13.209	7	17.677	1:12.198	7	19.141	1:14.105
32	12.968	1:31.569	7	16.317	1:14.137	67	19.822	1:16.911	67	23.071	1:15.462	67	25.862	1:15.432
7	15.651	1:34.252	32	16.697	1:17.200	32	21.486	1:16.623	32	24.475	1:15.202	32	27.015	1:15.181
27	18.230	1:36.831	11	26.733	1:20.654	11	35.384	1:20.485	4	1 LAP	1:14.369	4	1 LAP	1:12.263
11	19.550	1:38.151	27	28.666	1:23.907	27	39.715	1:22.883	11	44.062	1:20.891	11	50.700	1:19.279
			4	1 LAP	3:12.216	4	1 LAP	1:13.398	27	51.100	1:23.598	27	1:00.215	1:21.756

Weather / Track : Cloudy / Dry

Dunlop Radical Biduro Championship

RACE 9

(contd.)

Lap 6			Lap 7			Lap 8			Lap 9			Lap 10		
No	Behind	Laptime	No	Behind	Laptime	No	Behind	Laptime	No	Behind	Laptime	No	Behind	Laptime
5		1:10.613	5		1:13.500	5		1:13.486	5		1:13.073	5		1:12.447
99	0.825	1:10.869	99	0.378	1:13.053	11	1 LAP	1:23.402	99	0.746	1:13.684	99	0.288	1:11.989
3	3.194	1:12.276	27	1 LAP	1:24.808	99	0.135	1:13.243	11	1 LAP	1:22.059	50	11.728	1:13.645
50	3.479	1:12.064	50	4.713	1:14.734	50	9.348	1:18.121	50	10.530	1:14.255	66	12.434	1:13.600
66	6.326	1:11.499	66	8.118	1:15.292	66	10.230	1:15.598	66	11.281	1:14.124	3	16.090	1:14.118
23	13.064	1:15.862	3	11.936	1:22.242	3	13.008	1:14.558	3	14.419	1:14.484	14	18.419	1:13.758
14	16.429	1:15.855	23	15.647	1:16.083	27	1 LAP	1:26.687	23	16.979	1:13.595	11	1 LAP	1:21.767
88	17.280	1:16.388	14	17.353	1:14.424	23	16.457	1:14.296	14	17.108	1:13.181	23	19.055	1:14.523
85	22.608	1:16.799	88	18.065	1:14.285	14	17.000	1:13.133	88	17.867	1:12.904	88	19.721	1:14.301
7	23.258	1:14.730	85	24.074	1:14.966	88	18.036	1:13.457	85	27.125	1:14.632	7	29.907	1:14.730
77	25.058	1:17.153	7	24.985	1:15.227	85	25.566	1:14.978	7	27.624	1:14.426	85	30.094	1:15.416
26	26.383	1:19.002	77	28.999	1:17.441	7	26.271	1:14.772	27	1 LAP	1:26.592	77	38.393	1:16.162
67	33.845	1:18.596	26	30.870	1:17.987	77	31.837	1:16.324	77	34.678	1:15.914	27	1 LAP	1:24.494
32	34.447	1:18.045	67	37.385	1:17.040	26	35.110	1:17.726	26	39.214	1:17.177	26	42.469	1:15.702
4	1 LAP	1:14.916	32	38.624	1:17.677	67	40.996	1:17.097	67	43.700	1:15.777	67	46.246	1:14.993
11	1:03.725	1:23.638	4	1 LAP	1:14.593	32	43.683	1:18.545	32	48.854	1:18.244	4	1 LAP	1:13.621
						4	1 LAP	1:14.232	4	1 LAP	1:12.900	32	54.658	1:18.251

Weather / Track : Cloudy / Dry

msttiming.com

Page 2 of 4

Snetterton
Circuit Length = 1.9520 miles.
Start: 14:14 End: 14:35

Printed - 14:37 Sunday, 02 April 2006

Dunlop Radical Biduro Championship

RACE 9

(contd.)

Lap 11			Lap 12			Lap 13			Lap 14			Lap 15		
No	Behind	Laptime	No	Behind	Laptime	No	Behind	Laptime	No	Behind	Laptime	No	Behind	Laptime
5		1:12.277	5		1:12.246	5		1:13.332	5		1:12.580	5		1:12.188
99	0.383	1:12.372	99	0.125	1:11.988	99	0.123	1:13.330	99	0.794	1:13.251	99	0.410	1:11.804
50	12.193	1:12.742	50	11.986	1:12.039	50	11.161	1:12.507	50	11.186	1:12.605	27	2 LAPS	1:21.862
66	12.886	1:12.729	66	13.487	1:12.847	66	12.485	1:12.330	3	18.040	1:12.889	50	11.001	1:12.003
3	17.406	1:13.593	3	18.755	1:13.595	3	17.731	1:12.308	14	19.298	1:12.544	3	18.330	1:12.478
14	19.346	1:13.204	14	19.601	1:12.501	14	19.334	1:13.065	88	22.602	1:12.682	14	19.255	1:12.145
23	21.563	1:14.785	23	22.421	1:13.104	88	22.500	1:12.967	7	30.168	1:12.807	88	23.002	1:12.588
88	22.118	1:14.674	88	22.865	1:12.993	23	29.329	1:20.240	23	30.985	1:14.236	7	30.219	1:12.239
11	1 LAP	1:21.861	7	30.848	1:12.840	7	29.941	1:12.425	77	49.206	1:16.260	23	31.612	1:12.815
7	30.254	1:12.624	11	1 LAP	1:21.341	11	1 LAP	1:20.993	11	1 LAP	1:20.699	77	52.727	1:15.709
85	33.023	1:15.206	77	43.920	1:15.217	77	45.526	1:14.938	26	52.999	1:15.599	4	1 LAP	1:14.364
77	40.949	1:14.833	26	48.721	1:14.642	26	49.980	1:14.591	4	1 LAP	1:12.678	26	57.163	1:16.352
26	46.325	1:16.133	67	52.522	1:14.813	67	53.703	1:14.513	67	56.610	1:15.487	11	1 LAP	1:19.833
67	49.955	1:15.986	4	1 LAP	1:13.930	4	1 LAP	1:14.219	32	1:11.688	1:16.277	67	1:01.167	1:16.745
27	1 LAP	1:22.738	27	1 LAP	1:22.956	32	1:07.991	1:18.029						
4	1 LAP	1:12.889	85	1:02.232	1:41.455P	27	1 LAP	1:21.712						
32	58.925	1:16.544	32	1:03.294	1:16.615									

Weather / Track : Cloudy / Dry

msttiming.com

Page 3 of 4

Snetterton
Circuit Length = 1.9520 miles.
Start: 14:14 End: 14:35

Printed - 14:37 Sunday, 02 April 2006

Dunlop Radical Biduro Championship

RACE 9

(contd.)

Lap 16			Lap 17			Lap 18			Lap 19			Lap 20		
No	Behind	Laptime	No	Behind	Laptime	No	Behind	Laptime	No	Behind	Laptime	No	Behind	Laptime
5		1:13.070	5		1:15.867									
32	1 LAP	1:18.558	32	1 LAP	1:15.738									
99	12.298	1:24.958	99	8.141	1:11.710									
50	12.448	1:14.517	50	8.634	1:12.053									
27	2 LAPS	1:21.892	3	15.670	1:13.606									
3	17.931	1:12.671	14	18.331	1:13.960									
14	20.238	1:14.053	88	19.468	1:12.724									
88	22.611	1:12.679	27	2 LAPS	1:22.260									
7	28.912	1:11.763	7	25.405	1:12.360									
23	31.898	1:13.356	23	29.816	1:13.785									
77	55.952	1:16.295	4	1 LAP	1:12.536									
4	1 LAP	1:13.030	77	54.897	1:14.812									
26	58.574	1:14.481	26	56.739	1:14.032									
67	1:03.888	1:15.791	67	1:03.652	1:15.631									
11	1 LAP	1:18.566	11	1 LAP	1:18.494									

Weather / Track : Cloudy / Dry

msttiming.com

Page 4 of 4

Snetterton
Circuit Length = 1.9520 miles.
Start: 14:14 End: 14:35

Printed - 14:37 Sunday, 02 April 2006

Mini Challenge

FREE PRACTICE

POS	NO	CL	DRIVER	NAT	CAR	TIME	LAPS	GAP	MPH
1	4	S	Carl BRADLEY		Mini Cooper	1:29.331	9		78.66
2	44	S	Fredrik NORDSTROM		Mini Cooper	1:29.620	8	0.289	78.41
3	77	S	Allen JACKSON		Mini Cooper	1:29.748	10	0.417	78.29
4	51	S	Gavin BRISTOW		Mini Cooper	1:30.194	10	0.863	77.91
5	5	S	Andrew BAILEY		Mini Cooper	1:30.424	10	1.093	77.71
6	1	S	Arther FORSTER		Mini Cooper	1:30.909	4	1.578	77.29
7	22	S	David SHEPHERD		Mini Cooper	1:31.129	10	1.798	77.11
8	30	S	Martin DEPPEP		Mini Cooper	1:31.177	3	1.846	77.07
9	8	S	Finlay CROCKER		Mini Cooper	1:31.199	9	1.868	77.05
10	7	S	Simon BAKER		Mini Cooper	1:31.886	9	2.555	76.47
11	2	S	Charles BLOOM		Mini Cooper	1:32.304	9	2.973	76.13
12	3	CL	Gareth NIXON		Mini Cooper	1:33.721	10	4.390	74.98
13	55	S	Bill PHILP		Mini Cooper	1:33.765	9	4.434	74.94
14	99	CL	Tim CRIGHTON		Mini Cooper	1:33.930	8	4.599	74.81
15	52	S	Augus DUKE		Mini Cooper	1:34.788	9	5.457	74.13
16	21	CL	Jonathan SHEPHERD		Mini Cooper	1:35.123	9	5.792	73.87
17	26	CL	David PHILLIPS		Mini Cooper	1:36.818	8	7.487	72.58
18	15	CL	Mark DRURY		Mini Cooper	1:36.979	9	7.648	72.46
19	36	CL	Eric BAILEY		Mini Cooper	1:37.476	9	8.145	72.09
20	50	CL	Rachel OWEN		Mini Cooper	1:37.805	8	8.474	71.84
21	9	S	Mike JONES		Mini Cooper	1:37.903	7	8.572	71.77
22	24	CL	Rob AUSTIN		Mini Cooper	1:37.912	8	8.581	71.77
23	40	CL	Edward LOVETT		Mini Cooper	1:37.957	5	8.626	71.73
24	32	CL	Alan TAYLOR		Mini Cooper	1:38.015	9	8.684	71.69
25	47	CL	Gary KOUNNIS		Mini Cooper	1:38.286	9	8.955	71.49
26	31	CL	Keith ISSATT		Mini Cooper	1:38.297	8	8.966	71.48
27	13	CL	Nik ROCHEZ		Mini Cooper	1:38.539	9	9.208	71.31
28	23	CL	Jenny RYAN		Mini Cooper	1:38.866	9	9.535	71.07
29	20	CL	Graham PARSONS		Mini Cooper	1:40.482	8	11.151	69.93
30	29	CL	Andrew COX		Mini Cooper	1:40.843	9	11.512	69.68
31	33	CL	John BATES		Mini Cooper	1:43.335	4	14.004	68.00

Cars 4, 7 - no transponder : Car 99 - 2 transponders please remove one

Weather / Track : Cloudy / Wet

These results are provisional until the conclusion of any judicial and technical matters.

Snetterton

Circuit Length = 1.9520 miles.

Start: 09:41 End: 09:57

Clerk of Course:	Stewards:	Timekeeper:
------------------	-----------	-------------

Mini Challenge

LAP ANALYSIS - QUALIFYING - RACE 3

1	Arther FORSTER	Mini Cooper
1 - X:00.000 2 - 1:36.254 3 - 1:32.273 4 - 1:30.909		
2	Charles BLOOM	Mini Cooper
1 - 9:12.540 6 - 1:34.317 2 - 1:43.804 7 - 1:33.946 3 - 2:13.623 8 - 1:32.304 4 - 1:39.173 9 - 1:32.666 5 - 1:37.480		
3	Gareth NIXON	Mini Cooper
1 - 8:19.190 6 - 1:35.366 2 - 1:39.607 7 - 1:35.021 3 - 1:37.680 8 - 1:34.319 4 - 1:36.142 9 - 1:33.721 5 - 1:35.933 10 - 1:34.324		
4	Carl BRADLEY	Mini Cooper
1 - 9:05.489 6 - 1:32.868 2 - 1:33.555 7 - 1:30.193 3 - 1:32.270 8 - 1:29.438 4 - 1:29.331 9 - 1:29.368 5 - 1:30.915		
5	Andrew BAILEY	Mini Cooper
1 - 8:03.713 6 - 1:33.071 2 - 1:32.531 7 - 1:31.022 3 - 1:34.659 8 - 1:30.824 4 - 1:31.482 9 - 1:32.068 5 - 1:32.807 10 - 1:30.424		
7	Simon BAKER	Mini Cooper
1 - 8:05.803 6 - 1:35.059 2 - 1:35.757 7 - 1:31.886 3 - 1:32.733 8 - 1:32.835 4 - 1:33.080 9 - 1:31.986 5 - 3:25.580		
8	Finlay CROCKER	Mini Cooper
1 - 8:31.405 6 - 1:35.105 2 - 1:36.016 7 - 1:33.500 3 - 1:33.817 8 - 1:32.059 4 - 1:35.380 9 - 1:31.199 5 - 1:53.801		

Cars 4, 7 - no transponder : Car 99 - 2 transponders please remove one
 Weather / Track : Cloudy / Wet

Mini Challenge

LAP ANALYSIS - QUALIFYING - RACE 3

(contd.)

9	Mike JONES	Mini Cooper
1 - 9:27.068	6 - 1:38.031	
2 - 4:35.488	7 - 1:38.277	
3 - 1:39.181		
4 - 1:38.798		
5 - 1:37.903		
13	Nik ROCHEZ	Mini Cooper
1 - 9:05.959	6 - 1:40.132	
2 - 1:43.691	7 - 1:38.539	
3 - 1:41.634	8 - 1:38.656	
4 - 1:42.434	9 - 1:38.673	
5 - 1:43.818		
15	Mark DRURY	Mini Cooper
1 - 9:16.591	6 - 1:36.979	
2 - 1:41.111	7 - 1:40.670	
3 - 1:39.483	8 - 1:37.590	
4 - 1:39.703	9 - 1:38.802	
5 - 1:37.642		
20	Graham PARSONS	Mini Cooper
1 - 8:18.327	6 - 1:40.482	
2 - 3:37.540	7 - 1:40.962	
3 - 1:44.594	8 - 1:42.967	
4 - 1:46.380		
5 - 1:42.311		
21	Jonathan SHEPHERD	Mini Cooper
1 - 8:15.761	6 - 1:36.391	
2 - 1:41.458	7 - 1:36.023	
3 - 1:40.145	8 - 1:35.510	
4 - 1:42.550	9 - 1:35.123	
5 - 1:37.003		
22	David SHEPHERD	Mini Cooper
1 - 8:11.255	6 - 1:36.953	
2 - 1:35.776	7 - 1:31.746	
3 - 1:32.903	8 - 1:31.557	
4 - 1:31.665	9 - 1:31.129	
5 - 1:31.259	10 - 1:33.047	
23	Jenny RYAN	Mini Cooper
1 - 8:04.793	6 - 1:40.353	
2 - 1:47.822	7 - 1:41.281	
3 - 1:46.373	8 - 1:39.506	
4 - 1:43.987	9 - 1:38.866	
5 - 1:41.424		

Cars 4, 7 - no transponder : Car 99 - 2 transponders please remove one
Weather / Track : Cloudy / Wet

Mini Challenge

LAP ANALYSIS - QUALIFYING - RACE 3

(contd.)

24	Rob AUSTIN	Mini Cooper
1 - 9:58.683	6 - 1:38.553	
2 - 1:41.585	7 - 1:37.943	
3 - 1:40.246	8 - 1:39.856	
4 - 1:37.912		
5 - 1:38.142		
26	David PHILLIPS	Mini Cooper
1 - X:00.000	6 - 1:41.152	
2 - 2:24.451	7 - 1:37.822	
3 - 1:42.050	8 - 1:36.818	
4 - 1:40.065		
5 - 1:39.265		
29	Andrew COX	Mini Cooper
1 - 8:17.301	6 - 1:42.159	
2 - 1:56.187	7 - 1:40.843	
3 - 1:43.662	8 - 1:41.210	
4 - 1:44.256	9 - 1:42.671	
5 - 1:46.367		
30	Martin DEPPER	Mini Cooper
1 - 8:32.061		
2 - 1:35.385		
3 - 1:31.177		
31	Keith ISSATT	Mini Cooper
1 - X:00.000	6 - 1:41.170	
2 - 1:42.559	7 - 1:38.297	
3 - 1:40.783	8 - 1:40.023	
4 - 1:41.568		
5 - 1:39.581		
32	Alan TAYLOR	Mini Cooper
1 - 9:02.737	6 - 1:41.424	
2 - 1:43.737	7 - 1:40.185	
3 - 1:43.081	8 - 1:38.015	
4 - 1:40.326	9 - 1:39.426	
5 - 1:41.045		
33	John BATES	Mini Cooper
1 - X:00.000		
2 - 1:44.890		
3 - 1:46.559		
4 - 1:43.335		

Cars 4, 7 - no transponder : Car 99 - 2 transponders please remove one
Weather / Track : Cloudy / Wet

Mini Challenge

LAP ANALYSIS - QUALIFYING - RACE 3

(contd.)

36	Eric BAILEY	Mini Cooper
1 - 9:05.051	6 - 1:44.804	
2 - 1:43.539	7 - 1:39.247	
3 - 1:41.677	8 - 1:37.861	
4 - 1:50.253	9 - 1:37.476	
5 - 1:39.765		
40	Edward LOVETT	Mini Cooper
1 - X:00.000		
2 - 1:41.326		
3 - 1:39.013		
4 - 1:38.519		
5 - 1:37.957		
44	Fredrik NORDSTROM	Mini Cooper
1 - 8:18.896	6 - 1:33.531	
2 - 1:33.337	7 - 3:55.812	
3 - 1:31.431	8 - 1:29.629	
4 - 1:29.620		
5 - 1:30.256		
47	Gary KOUNNIS	Mini Cooper
1 - 8:46.404	6 - 1:39.911	
2 - 1:45.832	7 - 1:38.817	
3 - 1:42.546	8 - 1:38.286	
4 - 1:41.800	9 - 1:40.778	
5 - 1:38.919		
50	Rachel OWEN	Mini Cooper
1 - X:00.000	6 - 1:37.805	
2 - 1:40.922	7 - 1:39.446	
3 - 1:39.882	8 - 1:39.419	
4 - 1:38.885		
5 - 1:38.510		
51	Gavin BRISTOW	Mini Cooper
1 - 8:15.881	6 - 1:32.264	
2 - 1:35.892	7 - 1:32.431	
3 - 1:33.932	8 - 1:30.194	
4 - 1:31.689	9 - 1:31.712	
5 - 1:32.933	10 - 1:33.425	
52	Augus DUKE	Mini Cooper
1 - 8:32.496	6 - 1:38.199	
2 - 1:43.236	7 - 1:36.211	
3 - 1:39.608	8 - 1:35.533	
4 - 1:37.557	9 - 1:34.788	
5 - 1:51.263		

Cars 4, 7 - no transponder : Car 99 - 2 transponders please remove one
Weather / Track : Cloudy / Wet

Mini Challenge

LAP ANALYSIS - QUALIFYING - RACE 3

(contd.)

55	Bill PHILP	Mini Cooper
1 - 9:14.346	6 - 1:33.765	
2 - 1:38.766	7 - 1:34.842	
3 - 1:41.620	8 - 1:34.199	
4 - 1:38.549	9 - 1:36.140	
5 - 1:37.346		
77	Allen JACKSON	Mini Cooper
1 - 8:46.470	6 - 1:31.215	
2 - 1:37.483	7 - 1:31.770	
3 - 1:33.245	8 - 1:30.717	
4 - 1:34.277	9 - 1:29.793	
5 - 1:32.576	10 - 1:29.748	
99	Tim CRIGHTON	Mini Cooper
1 - X:00.000	6 - 1:34.731	
2 - 1:37.099	7 - 1:35.369	
3 - 1:36.892	8 - 1:33.930	
4 - 1:35.815		
5 - 1:35.287		

Cars 4, 7 - no transponder : Car 99 - 2 transponders please remove one
Weather / Track : Cloudy / Wet

Mini Challenge

QUALIFYING - RACE 3

POS	NO	CL	DRIVER	NAT	CAR	TIME	LAPS	GAP	MPH
1	44	S	Fredrik NORDSTROM		Mini Cooper	1:22.140	11		85.55
2	7	S	Simon BAKER		Mini Cooper	1:22.187	9	0.047	85.50
3	4	S	Carl BRADLEY		Mini Cooper	1:22.249	11	0.109	85.43
4	1	S	Arther FORSTER		Mini Cooper	1:22.336	10	0.196	85.34
5	77	S	Allen JACKSON		Mini Cooper	1:22.420	11	0.280	85.26
6	30	S	Martin DEPPER		Mini Cooper	1:22.479	9	0.339	85.20
7	22	S	David SHEPHERD		Mini Cooper	1:22.774	11	0.634	84.89
8	8	S	Finlay CROCKER		Mini Cooper	1:22.989	11	0.849	84.67
9	5	S	Andrew BAILEY		Mini Cooper	1:23.149	11	1.009	84.51
10	55	S	Bill PHILP		Mini Cooper	1:23.498	11	1.358	84.16
11	51	S	Gavin BRISTOW		Mini Cooper	1:23.743	11	1.603	83.91
12	2	S	Charles BLOOM		Mini Cooper	1:25.690	10	3.550	82.00
13	9	S	Mike JONES		Mini Cooper	1:25.928	11	3.788	81.78
14	52	S	Augus DUKE		Mini Cooper	1:26.207	10	4.067	81.51
15	24	CL	Rob AUSTIN		Mini Cooper	1:28.922	9	6.782	79.02
16	3	CL	Gareth NIXON		Mini Cooper	1:28.936	10	6.796	79.01
17	36	CL	Eric BAILEY		Mini Cooper	1:29.005	10	6.865	78.95
18	99	CL	Tim CRIGHTON		Mini Cooper	1:29.019	10	6.879	78.94
19	47	CL	Gary KOUNNIS		Mini Cooper	1:29.304	10	7.164	78.68
20	20	CL	Graham PARSONS		Mini Cooper	1:29.326	9	7.186	78.66
21	40	CL	Edward LOVETT		Mini Cooper	1:29.739	10	7.599	78.30
22	15	CL	Mark DRURY		Mini Cooper	1:29.814	9	7.674	78.24
23	21	CL	Jonathan SHEPHERD		Mini Cooper	1:29.845	10	7.705	78.21
24	31	CL	Keith ISSATT		Mini Cooper	1:29.893	7	7.753	78.17
25	26	CL	David PHILLIPS		Mini Cooper	1:30.561	9	8.421	77.59
26	23	CL	Jenny RYAN		Mini Cooper	1:30.729	10	8.589	77.45
27	50	CL	Rachel OWEN		Mini Cooper	1:30.950	9	8.810	77.26
28	32	CL	Alan TAYLOR		Mini Cooper	1:31.542	9	9.402	76.76
29	29	CL	Andrew COX		Mini Cooper	1:32.421	9	10.281	76.03
30	13	CL	Ian MILLS		Mini Cooper	1:32.626	9	10.486	75.86
31	33	CL	John BATES		Mini Cooper	1:32.908	9	10.768	75.63

Weather / Track : Cloudy / Dry

These results are provisional until the conclusion of any judicial and technical matters.

Snetterton

Circuit Length = 1.9520 miles.

Start: 14:34 End: 14:49

Clerk of Course:	Stewards:	Timekeeper:
------------------	-----------	-------------

Mini Challenge

LAP ANALYSIS - QUALIFYING - RACE 3

1	Arther FORSTER	Mini Cooper
1 - X:00.000	6 - 1:22.907	
2 - 1:22.659	7 - 1:36.710	
3 - 1:32.535	8 - 1:29.975	
4 - 1:39.434	9 - 1:23.009	
5 - 1:22.336	10 - 1:28.579	
2	Charles BLOOM	Mini Cooper
1 - X:00.000	6 - 1:27.119	
2 - 1:31.083	7 - 1:28.356	
3 - 1:27.760	8 - 1:27.253	
4 - 1:26.924	9 - 1:30.336	
5 - 1:26.408	10 - 1:25.690	
3	Gareth NIXON	Mini Cooper
1 - X:00.000	6 - 1:29.515	
2 - 1:29.745	7 - 1:29.088	
3 - 1:28.936	8 - 1:29.020	
4 - 1:29.553	9 - 1:41.590	
5 - 1:29.386	10 - 1:29.077	
4	Carl BRADLEY	Mini Cooper
1 - X:00.000	6 - 1:22.249	11 - 1:22.817
2 - 1:22.689	7 - 1:22.913	
3 - 1:25.450	8 - 1:22.492	
4 - 1:23.133	9 - 1:22.295	
5 - 1:22.541	10 - 1:22.614	
5	Andrew BAILEY	Mini Cooper
1 - X:00.000	6 - 1:23.903	11 - 1:23.276
2 - 1:24.262	7 - 1:23.775	
3 - 1:29.153	8 - 1:23.149	
4 - 1:28.164	9 - 1:24.194	
5 - 1:23.894	10 - 1:27.428	
7	Simon BAKER	Mini Cooper
1 - X:00.000	6 - 1:24.098	
2 - 1:24.107	7 - 1:29.623	
3 - 1:24.573	8 - 1:37.417	
4 - 1:24.858	9 - 1:22.187	
5 - 1:24.762		
8	Finlay CROCKER	Mini Cooper
1 - X:00.000	6 - 1:23.584	11 - 1:24.562
2 - 1:25.400	7 - 1:24.270	
3 - 1:27.323	8 - 1:22.989	
4 - 1:23.110	9 - 1:25.792	
5 - 1:24.177	10 - 1:31.634	

Weather / Track : Cloudy / Dry

Mini Challenge

LAP ANALYSIS - QUALIFYING - RACE 3

(contd.)

9	Mike JONES	Mini Cooper
1 - X:00.000	6 - 1:26.891	11 - 1:26.779
2 - 1:30.620	7 - 1:26.483	
3 - 1:28.114	8 - 1:26.260	
4 - 1:26.500	9 - 1:25.928	
5 - 1:27.399	10 - 1:26.613	
13	Ian MILLS	Mini Cooper
1 - X:00.000	6 - 1:33.172	
2 - 1:37.497	7 - 1:32.626	
3 - 1:34.704	8 - 1:34.517	
4 - 1:32.999	9 - 1:33.384	
5 - 1:33.867		
15	Mark DRURY	Mini Cooper
1 - X:00.000	6 - 1:29.934	
2 - 1:38.103	7 - 1:30.351	
3 - 1:32.230	8 - 1:30.994	
4 - 1:31.253	9 - 1:29.814	
5 - 1:31.106		
20	Graham PARSONS	Mini Cooper
1 - X:00.000	6 - 1:29.860	
2 - 1:30.929	7 - 1:37.888	
3 - 1:30.898	8 - 1:29.735	
4 - 1:29.823	9 - 1:29.326	
5 - 1:30.317		
21	Jonathan SHEPHERD	Mini Cooper
1 - X:00.000	6 - 1:30.226	
2 - 1:31.224	7 - 1:33.985	
3 - 1:31.036	8 - 1:32.406	
4 - 1:30.544	9 - 1:29.883	
5 - 1:30.220	10 - 1:29.845	
22	David SHEPHERD	Mini Cooper
1 - X:00.000	6 - 1:22.836	11 - 1:23.925
2 - 1:27.274	7 - 1:26.117	
3 - 1:27.815	8 - 1:22.774	
4 - 1:23.411	9 - 1:24.198	
5 - 1:24.735	10 - 1:23.019	
23	Jenny RYAN	Mini Cooper
1 - X:00.000	6 - 1:31.086	
2 - 1:33.502	7 - 1:30.744	
3 - 1:31.500	8 - 1:30.932	
4 - 1:31.187	9 - 1:31.040	
5 - 1:31.073	10 - 1:30.729	

Weather / Track : Cloudy / Dry

msttiming.com

Page 2 of 5

Snetterton
Circuit Length = 1.9520 miles.
Start: 14:34 End: 14:49

Printed - 14:53 Saturday, 01 April 2006

Mini Challenge

LAP ANALYSIS - QUALIFYING - RACE 3

(contd.)

24	Rob AUSTIN	Mini Cooper
1 - X:00.000	6 - 1:29.804	
2 - 1:30.585	7 - 1:30.006	
3 - 1:30.495	8 - 1:29.289	
4 - 1:28.922	9 - 1:29.428	
5 - 1:31.953		
26	David PHILLIPS	Mini Cooper
1 - X:00.000	6 - 1:35.247	
2 - 1:35.627	7 - 1:30.756	
3 - 1:33.060	8 - 1:36.490	
4 - 1:31.433	9 - 1:30.561	
5 - 1:32.217		
29	Andrew COX	Mini Cooper
1 - X:00.000	6 - 1:32.694	
2 - 1:38.499	7 - 1:33.503	
3 - 1:34.031	8 - 1:34.906	
4 - 1:32.421	9 - 1:32.654	
5 - 1:32.927		
30	Martin DEPPER	Mini Cooper
1 - X:00.000	6 - 1:23.688	
2 - 1:23.275	7 - 1:22.744	
3 - 1:23.526	8 - 1:22.776	
4 - 1:23.399	9 - 1:24.384	
5 - 1:22.479		
31	Keith ISSATT	Mini Cooper
1 - X:00.000	6 - 1:29.893	
2 - 1:30.469	7 - 1:29.972	
3 - 1:32.142		
4 - 1:31.451		
5 - 1:31.955		
32	Alan TAYLOR	Mini Cooper
1 - X:00.000	6 - 1:32.428	
2 - 1:40.276	7 - 1:32.068	
3 - 1:37.215	8 - 1:32.399	
4 - 1:32.084	9 - 1:31.542	
5 - 1:32.948		
33	John BATES	Mini Cooper
1 - X:00.000	6 - 1:34.624	
2 - 1:35.888	7 - 1:34.431	
3 - 1:36.116	8 - 1:33.711	
4 - 1:36.735	9 - 1:32.908	
5 - 1:33.178		

Weather / Track : Cloudy / Dry

msttiming.com

Page 3 of 5

Snetterton
 Circuit Length = 1.9520 miles.
 Start: 14:34 End: 14:49
 Printed - 14:53 Saturday, 01 April 2006

Mini Challenge

LAP ANALYSIS - QUALIFYING - RACE 3

(contd.)

36	Eric BAILEY	Mini Cooper
1 - X:00.000	6 - 1:29.263	
2 - 1:30.634	7 - 1:29.549	
3 - 1:30.121	8 - 1:29.005	
4 - 1:31.205	9 - 1:29.716	
5 - 1:30.104	10 - 1:33.199	
40	Edward LOVETT	Mini Cooper
1 - X:00.000	6 - 1:33.137	
2 - 1:31.325	7 - 1:30.261	
3 - 1:30.514	8 - 1:29.739	
4 - 1:30.115	9 - 1:29.782	
5 - 1:31.206	10 - 1:30.566	
44	Fredrik NORDSTROM	Mini Cooper
1 - X:00.000	6 - 1:22.775	11 - 1:22.140
2 - 1:22.551	7 - 1:22.649	
3 - 1:25.847	8 - 1:22.592	
4 - 1:23.113	9 - 1:22.690	
5 - 1:23.386	10 - 1:22.908	
47	Gary KOUNNIS	Mini Cooper
1 - X:00.000	6 - 1:30.859	
2 - 1:32.778	7 - 1:29.787	
3 - 1:30.809	8 - 1:29.304	
4 - 1:30.566	9 - 1:30.703	
5 - 1:29.881	10 - 1:29.465	
50	Rachel OWEN	Mini Cooper
1 - X:00.000	6 - 1:31.329	
2 - 1:37.414	7 - 1:30.950	
3 - 1:32.427	8 - 1:33.095	
4 - 1:31.852	9 - 1:31.182	
5 - 1:35.485		
51	Gavin BRISTOW	Mini Cooper
1 - X:00.000	6 - 1:24.449	11 - 1:24.218
2 - 1:26.096	7 - 1:23.932	
3 - 1:25.072	8 - 1:24.210	
4 - 1:24.858	9 - 1:23.743	
5 - 1:24.733	10 - 1:24.481	
52	Augus DUKE	Mini Cooper
1 - X:00.000	6 - 1:26.948	
2 - 1:31.782	7 - 1:28.303	
3 - 1:27.583	8 - 1:27.418	
4 - 1:26.892	9 - 1:26.948	
5 - 1:26.567	10 - 1:26.207	

Weather / Track : Cloudy / Dry

msttiming.com

Page 4 of 5

Snetterton
Circuit Length = 1.9520 miles.
Start: 14:34 End: 14:49

Printed - 14:53 Saturday, 01 April 2006

Mini Challenge

LAP ANALYSIS - QUALIFYING - RACE 3

(contd.)

55	Bill PHILP		Mini Cooper
1 - X:00.000	6 - 1:25.663	11 - 1:24.996	
2 - 1:29.790	7 - 1:26.053		
3 - 1:26.180	8 - 1:23.843		
4 - 1:26.049	9 - 1:23.498		
5 - 1:25.830	10 - 1:23.559		
77	Allen JACKSON		Mini Cooper
1 - X:00.000	6 - 1:23.573	11 - 1:23.199	
2 - 1:24.834	7 - 1:23.523		
3 - 1:23.565	8 - 1:22.919		
4 - 1:22.767	9 - 1:23.004		
5 - 1:25.193	10 - 1:22.420		
99	Tim CRIGHTON		Mini Cooper
1 - X:00.000	6 - 1:29.597		
2 - 1:30.686	7 - 1:29.783		
3 - 1:31.227	8 - 1:29.271		
4 - 1:31.289	9 - 1:30.651		
5 - 1:30.812	10 - 1:29.019		

Mini Challenge

GRID - RACE 3

ROW 16		1:32.908			
		33	BATES		
ROW 15		1:32.421		1:32.626	
	29	COX		13	MILLS
ROW 14		1:30.950		1:31.542	
		50	OWEN	32	TAYLOR
ROW 13		1:30.561		1:30.729	
	26	PHILLIPS		23	RYAN
ROW 12		1:29.845		1:29.893	
		21	SHEPHERD	31	ISSATT
ROW 11		1:29.739		1:29.814	
	40	LOVETT		15	DRURY
ROW 10		1:29.304		1:29.326	
		47	KOUNNIS	20	PARSONS
ROW 9		1:29.005		1:29.019	
	36	BAILEY		99	CRIGHTON
ROW 8		1:28.922		1:28.936	
		24	AUSTIN	3	NIXON
ROW 7		1:25.928		1:26.207	
	9	JONES		52	DUKE
ROW 6		1:23.743		1:25.690	
		51	BRISTOW	2	BLOOM
ROW 5		1:23.149		1:23.498	
	5	BAILEY		55	PHILP
ROW 4		1:22.774		1:22.989	
		22	SHEPHERD	8	CROCKER
ROW 3		1:22.420		1:22.479	
	77	JACKSON		30	DEPPER
ROW 2		1:22.249		1:22.336	
		4	BRADLEY	1	FORSTER
ROW 1		1:22.140		1:22.187	
	44	NORDSTROM		7	BAKER
		POLE			

Weather / Track : Cloudy / Dry

These results are provisional until the conclusion of any judicial and technical matters.

Snetterton
Circuit Length = 1.9520 miles.
Start: 14:34 End: 14:49

Clerk of Course:

Stewards:

Timekeeper:

Mini Challenge

GRID - RACE 11

ROW 16		1:33.178			
		33	BATES		
ROW 15	1:32.654			1:32.999	
	29	COX		13	MILLS
ROW 14		1:31.182		1:32.068	
		50	OWEN	32	TAYLOR
ROW 13	1:30.744			1:30.756	
	23	RYAN		26	PHILLIPS
ROW 12		1:29.934		1:29.972	
		15	DRURY	31	ISSATT
ROW 11	1:29.782			1:29.883	
	40	LOVETT		21	SHEPHERD
ROW 10		1:29.465		1:29.735	
		47	KOUNNIS	20	PARSONS
ROW 9	1:29.271			1:29.289	
	99	CRIGHTON		24	AUSTIN
ROW 8		1:29.020		1:29.263	
		3	NIXON	36	BAILEY
ROW 7	1:26.408			1:26.567	
	2	BLOOM		52	DUKE
ROW 6		1:24.098		1:26.260	
		7	BAKER	9	JONES
ROW 5	1:23.559			1:23.932	
	55	PHILP		51	BRISTOW
ROW 4		1:23.110		1:23.276	
		8	CROCKER	5	BAILEY
ROW 3	1:22.767			1:22.836	
	77	JACKSON		22	SHEPHERD
ROW 2		1:22.659		1:22.744	
		1	FORSTER	30	DEPPER
ROW 1	1:22.295			1:22.551	
	4	BRADLEY		44	NORDSTROM
		POLE			

Weather / Track : Cloudy / Dry

These results are provisional until the conclusion of any judicial and technical matters.

Snetterton
Circuit Length = 1.9520 miles.
Start: 14:34 End: 14:49

Clerk of Course:

Stewards:

Timekeeper:

Mini Challenge

RACE CLASSIFICATION - RACE 3

POS	NO	CL	DRIVER	NAT	CAR	TIME	LAPS	GAP	MPH	BEST
1	4	S	Carl BRADLEY		Mini Cooper	15:22.107	11		83.82	1:22.238
2	7	S	Simon BAKER		Mini Cooper	15:26.777	11	4.670	83.40	1:22.538
3	1	S	Arther FORSTER		Mini Cooper	15:27.001	11	4.894	83.38	1:22.576
4	8	S	Finlay CROCKER		Mini Cooper	15:28.499	11	6.392	83.25	1:22.683
5	30	S	Martin DEPPER		Mini Cooper	15:31.214	11	9.107	83.00	1:22.693
6	77	S	Allen JACKSON		Mini Cooper	15:36.261	11	14.154	82.56	1:22.491
7	44	S	Fredrik NORDSTROM		Mini Cooper	15:38.819	11	16.712	82.33	1:22.841
8	51	S	Gavin BRISTOW		Mini Cooper	15:40.277	11	18.170	82.20	1:23.375
9	5	S	Andrew BAILEY		Mini Cooper	15:42.825	11	20.718	81.98	1:23.358
10	55	S	Bill PHILP		Mini Cooper	15:43.361	11	21.254	81.94	1:23.028
11	22	S	David SHEPHERD		Mini Cooper	16:08.907	11	46.800	79.78	1:22.606
12	2	S	Charles BLOOM		Mini Cooper	16:11.025	11	48.918	79.60	1:26.207
13	9	S	Mike JONES		Mini Cooper	16:29.237	11	1:07.130	78.14	1:26.616
14	36	CL	Eric BAILEY		Mini Cooper	15:27.374	10	1 LAP	75.77	1:28.944
15	47	CL	Gary KOUNNIS		Mini Cooper	15:31.594	10	1 LAP	75.43	1:29.792
16	3	CL	Gareth NIXON		Mini Cooper	15:32.889	10	1 LAP	75.32	1:29.990
17	40	CL	Edward LOVETT		Mini Cooper	15:33.045	10	1 LAP	75.31	1:29.627
18	23	CL	Jenny RYAN		Mini Cooper	15:39.372	10	1 LAP	74.80	1:30.066
19	26	CL	David PHILLIPS		Mini Cooper	15:40.879	10	1 LAP	74.68	1:30.800
20	20	CL	Graham PARSONS		Mini Cooper	15:43.747	10	1 LAP	74.46	1:31.979
21	31	CL	Keith ISSATT		Mini Cooper	15:45.296	10	1 LAP	74.33	1:30.421
22	32	CL	Alan TAYLOR		Mini Cooper	15:48.321	10	1 LAP	74.10	1:31.960
23	50	CL	Rachel OWEN		Mini Cooper	15:49.408	10	1 LAP	74.01	1:31.205
24	21	CL	Jonathan SHEPHERD		Mini Cooper	15:49.473	10	1 LAP	74.01	1:29.554
25	29	CL	Andrew COX		Mini Cooper	15:58.401	10	1 LAP	73.32	1:31.819
26	33	CL	John BATES		Mini Cooper	16:06.967	10	1 LAP	72.67	1:33.114
27	13	CL	Ian MILLS		Mini Cooper	16:08.047	10	1 LAP	72.59	1:33.374
28	15	CL	Mark DRURY		Mini Cooper	16:46.146	10	1 LAP	69.84	1:31.687

NOT CLASSIFIED

99	CL	Tim CRIGHTON	Mini Cooper	9:14.484	6	D.N.F.	76.04	1:29.201
52	S	Augus DUKE	Mini Cooper	9:14.744	6	D.N.F.	76.00	1:26.897
24	CL	Rob AUSTIN	Mini Cooper		0	D.N.F.	N/A	

FASTEST LAP

4	S	Carl BRADLEY	Mini Cooper	1:22.238	4	85.45mph	137.51kph
36	CL	Eric BAILEY	Mini Cooper	1:28.944	6	79.00mph	127.14kph

Weather / Track : Cloudy / Drying
 These results are provisional until the conclusion of any judicial and technical matters.

Snetterton
 Circuit Length = 1.9520 miles.
 Start: 09:46 End: 10:01

Clerk of Course:	Stewards:	Timekeeper:
------------------	-----------	-------------

Mini Challenge

RACE 3

Lap 1			Lap 2			Lap 3			Lap 4			Lap 5		
No	Behind	Laptime	No	Behind	Laptime	No	Behind	Laptime	No	Behind	Laptime	No	Behind	Laptime
1		1:29.851	1		1:23.335	1		1:22.989	1		1:22.859	1		1:25.399
7	1.681	1:31.532	7	1.289	1:22.943	7	1.164	1:22.864	4	0.975	1:22.238	4	0.111	1:24.535
4	2.475	1:32.326	4	1.930	1:22.790	4	1.596	1:22.655	7	1.930	1:23.625	7	0.605	1:24.074
8	3.993	1:33.844	8	4.886	1:24.228	8	4.889	1:22.992	8	5.301	1:23.271	8	2.700	1:22.798
77	4.437	1:34.288	77	5.367	1:24.265	77	5.694	1:23.316	77	5.927	1:23.092	30	3.935	1:23.015
44	4.885	1:34.736	30	5.718	1:23.764	30	6.299	1:23.570	30	6.319	1:22.879	77	5.271	1:24.743
30	5.289	1:35.140	5	9.663	1:25.852	5	11.763	1:25.089	5	13.475	1:24.571	5	11.697	1:23.621
5	7.146	1:36.997	51	11.126	1:26.069	51	11.989	1:23.852	51	13.749	1:24.619	51	12.106	1:23.756
51	8.392	1:38.243	55	12.332	1:26.443	55	13.116	1:23.773	44	14.357	1:23.780	55	13.342	1:23.609
55	9.224	1:39.075	44	12.615	1:31.065	44	13.436	1:23.810	55	15.132	1:24.875	44	13.708	1:24.750
2	12.300	1:42.151	2	17.464	1:28.499	2	21.353	1:26.878	2	25.274	1:26.780	2	26.914	1:27.039
3	14.019	1:43.870	3	21.230	1:30.546	99	28.883	1:30.367	99	35.225	1:29.201	99	40.253	1:30.427
99	14.942	1:44.793	99	21.505	1:29.898	3	29.171	1:30.930	3	35.610	1:29.298	9	40.329	1:26.616
20	15.421	1:45.272	20	24.065	1:31.979	20	33.211	1:32.135	9	39.112	1:28.473	3	40.556	1:30.345
47	16.412	1:46.263	47	25.058	1:31.981	47	33.411	1:31.342	52	39.943	1:27.602	52	41.441	1:26.897
31	17.682	1:47.533	31	26.013	1:31.666	9	33.498	1:28.112	47	41.869	1:31.317	22	42.700	1:23.743
32	19.600	1:49.451	9	28.375	1:32.082	52	35.200	1:28.802	20	43.836	1:33.484	47	47.459	1:30.989
9	19.628	1:49.479	52	29.387	1:32.807	31	35.709	1:32.685	22	44.356	1:25.529	36	48.799	1:29.115
52	19.915	1:49.766	32	30.698	1:34.433	36	38.379	1:30.521	36	45.083	1:29.563	20	51.675	1:33.238
36	20.229	1:50.080	36	30.847	1:33.953	32	40.324	1:32.615	31	46.562	1:33.712	40	55.370	1:31.029
15	21.636	1:51.487	21	31.580	1:33.142	21	40.636	1:32.045	21	49.617	1:31.840	21	55.734	1:31.516
21	21.773	1:51.624	15	32.173	1:33.872	15	40.871	1:31.687	40	49.740	1:31.467	31	56.929	1:35.766
40	22.932	1:52.783	40	32.529	1:32.932	40	41.132	1:31.592	32	50.781	1:33.316	32	57.474	1:32.092
13	23.215	1:53.066	13	33.254	1:33.374	22	41.686	1:30.808	23	52.787	1:31.629	23	57.658	1:30.270
26	23.524	1:53.375	22	33.867	1:26.849	23	44.017	1:32.320	26	53.324	1:31.825	26	59.901	1:31.976
50	24.843	1:54.694	26	33.959	1:33.770	26	44.358	1:33.388	50	55.034	1:32.807	50	1:01.393	1:31.758
23	25.336	1:55.187	23	34.686	1:32.685	50	45.086	1:32.155	13	58.444	1:35.194	13	1:08.910	1:35.865
29	26.420	1:56.271	50	35.920	1:34.412	13	46.109	1:35.844	29	58.639	1:33.112	29	1:09.914	1:36.674
33	27.733	1:57.584	29	38.003	1:34.918	29	48.386	1:33.372	33	1:03.983	1:34.383	33	1:12.646	1:34.062
22	30.353	2:00.204	33	39.407	1:35.009	33	52.459	1:36.041	15	1:21.217	2:03.205			

Weather / Track : Cloudy / Drying

Mini Challenge

RACE 3

(contd.)

Lap 6			Lap 7			Lap 8			Lap 9			Lap 10		
No	Behind	Laptime	No	Behind	Laptime	No	Behind	Laptime	No	Behind	Laptime	No	Behind	Laptime
4		1:23.192	4		1:22.611	4		1:23.010	4		1:22.258	4		1:23.369
7	0.463	1:23.161	33	1 LAP	1:34.148	1	1.633	1:23.601	20	1 LAP	1:33.290	47	1 LAP	1:31.629
1	1.077	1:24.380	1	1.042	1:22.576	7	2.419	1:23.756	26	1 LAP	1:31.471	40	1 LAP	1:30.528
8	2.281	1:22.884	7	1.673	1:23.821	8	3.217	1:23.874	1	2.698	1:23.323	7	4.328	1:24.998
30	4.200	1:23.568	8	2.353	1:22.683	30	5.156	1:23.884	7	2.699	1:22.538	1	4.547	1:25.218
77	5.132	1:23.164	30	4.282	1:22.693	77	5.610	1:23.608	8	3.809	1:22.850	8	5.717	1:25.277
5	12.166	1:23.772	77	5.012	1:22.491	29	1 LAP	1:33.551	30	6.542	1:23.644	31	1 LAP	1:32.077
51	12.445	1:23.642	5	12.913	1:23.358	13	1 LAP	1:35.466	77	6.854	1:23.502	30	7.932	1:24.759
55	13.067	1:23.028	51	13.209	1:23.375	33	1 LAP	1:34.730	32	1 LAP	1:35.160	77	8.246	1:24.761
44	13.389	1:22.984	44	13.619	1:22.841	5	13.694	1:23.791	50	1 LAP	1:34.759	23	1 LAP	1:32.167
15	1 LAP	1:40.985	55	14.120	1:23.664	44	13.931	1:23.322	44	16.222	1:24.549	20	1 LAP	1:33.519
2	30.439	1:26.828	15	1 LAP	1:38.087	51	14.200	1:24.001	51	17.146	1:25.204	26	1 LAP	1:31.953
22	44.208	1:24.811	2	34.144	1:26.316	55	14.951	1:23.841	5	18.412	1:26.976	21	1 LAP	1:38.347
9	44.667	1:27.641	22	45.211	1:23.614	2	37.848	1:26.714	55	19.061	1:26.368	44	16.114	1:23.261
3	46.243	1:28.990	9	49.969	1:27.913	15	1 LAP	1:37.874	29	1 LAP	1:32.944	32	1 LAP	1:32.532
99	46.748	1:29.798	3	57.725	1:34.093	22	46.019	1:23.818	13	1 LAP	1:34.606	50	1 LAP	1:31.772
52	47.008	1:28.870	36	1:01.390	1:29.561	9	54.304	1:27.345	33	1 LAP	1:34.626	51	17.412	1:23.635
47	53.948	1:29.792	47	1:01.921	1:30.584	3	1:10.546	1:35.831	2	41.870	1:26.280	5	18.691	1:23.648
36	54.440	1:28.944	40	1:10.441	1:31.358	36	1:11.043	1:32.663	22	47.556	1:23.795	55	19.302	1:23.610
20	1:01.546	1:33.174	21	1:10.734	1:31.360	47	1:16.487	1:37.576	15	1 LAP	1:35.894	29	1 LAP	1:31.853
40	1:01.694	1:29.627	20	1:12.878	1:33.943	21	1:18.709	1:30.985	9	59.134	1:27.088	33	1 LAP	1:33.270
21	1:01.985	1:29.554	31	1:12.974	1:31.538	40	1:18.890	1:31.459	36	1:21.443	1:32.658	13	1 LAP	1:35.209
31	1:04.047	1:30.421	23	1:13.526	1:31.716	31	1:21.221	1:31.257	3	1:22.487	1:34.199	2	44.708	1:26.207
23	1:04.421	1:30.066	26	1:16.308	1:31.380	23	1:21.871	1:31.355				22	46.793	1:22.606
32	1:06.131	1:31.960	32	1:17.522	1:34.002							9	1:03.417	1:27.652
26	1:07.539	1:30.941	50	1:18.931	1:32.247							15	1 LAP	1:37.920
50	1:09.295	1:31.205												
29	1:20.498	1:33.887												
13	1:21.559	1:35.952												

Weather / Track : Cloudy / Drying

msttiming.com

Page 2 of 3

Snetterton
Circuit Length = 1.9520 miles.
Start: 09:46 End: 10:01

Printed - 10:05 Sunday, 02 April 2006

Mini Challenge

RACE 3

(contd.)

Lap 11			Lap 12			Lap 13			Lap 14			Lap 15		
No	Behind	Laptime	No	Behind	Laptime	No	Behind	Laptime	No	Behind	Laptime	No	Behind	Laptime
4		1:23.123												
7	4.670	1:23.465												
1	4.894	1:23.470												
36	1 LAP	1:30.316												
8	6.392	1:23.798												
30	9.107	1:24.298												
47	1 LAP	1:30.121												
3	1 LAP	1:34.787												
40	1 LAP	1:30.270												
77	14.154	1:29.031												
44	16.712	1:23.721												
23	1 LAP	1:31.977												
51	18.170	1:23.881												
26	1 LAP	1:30.800												
5	20.718	1:25.150												
55	21.254	1:25.075												
20	1 LAP	1:33.713												
31	1 LAP	1:38.641												
32	1 LAP	1:32.760												
50	1 LAP	1:33.599												
21	1 LAP	1:39.060												
29	1 LAP	1:31.819												
33	1 LAP	1:33.114												
13	1 LAP	1:33.471												
22	46.800	1:23.130												
2	48.918	1:27.333												
9	1:07.130	1:26.836												
15	1 LAP	1:35.135												

Weather / Track : Cloudy / Drying

Mini Challenge

RACE CLASSIFICATION - RACE 11

POS	NO	CL	DRIVER	NAT	CAR	TIME	LAPS	GAP	MPH	BEST
1	4	S	Carl BRADLEY		Mini Cooper	31:50.004	23		84.62	1:22.185
2	44	S	Fredrik NORDSTROM		Mini Cooper	31:54.030	23	4.026	84.44	1:21.860
3	22	S	David SHEPHERD		Mini Cooper	32:05.214	23	15.210	83.95	1:22.489
4	1	S	Arther FORSTER		Mini Cooper	32:08.711	23	18.707	83.80	1:22.439
5	30	S	Martin DEPPER		Mini Cooper	32:12.094	23	22.090	83.65	1:22.653
6	7	S	Simon BAKER		Mini Cooper	32:20.061	23	30.057	83.31	1:23.045
7	8	S	Finlay CROCKER		Mini Cooper	32:24.190	23	34.186	83.13	1:22.723
8	51	S	Gavin BRISTOW		Mini Cooper	32:24.449	23	34.445	83.12	1:23.011
9	5	S	Andrew BAILEY		Mini Cooper	32:26.620	23	36.616	83.02	1:23.497
10	9	S	Mike JONES		Mini Cooper	31:57.452	22	1 LAP	80.62	1:26.015
11	2	S	Charles BLOOM		Mini Cooper	32:16.519	22	1 LAP	79.83	1:26.039
12	3	CL	Gareth NIXON		Mini Cooper	33:01.861	22	1 LAP	78.00	1:29.138
13	36	CL	Eric BAILEY		Mini Cooper	33:10.304	22	1 LAP	77.67	1:28.984
14	99	CL	Tim CRIGHTON		Mini Cooper	33:13.064	22	1 LAP	77.56	1:29.163
15	47	CL	Gary KOUNNIS		Mini Cooper	33:13.913	22	1 LAP	77.53	1:29.572
16	40	CL	Edward LOVETT		Mini Cooper	33:16.925	22	1 LAP	77.41	1:29.358
17	20	CL	Graham PARSONS		Mini Cooper	33:19.965	22	1 LAP	77.30	1:29.373
18	21	CL	Jonathan SHEPHERD		Mini Cooper	31:55.662	21	2 LAPS	77.03	1:30.246
19	23	CL	Jenny RYAN		Mini Cooper	32:02.160	21	2 LAPS	76.77	1:30.223
20	31	CL	Keith ISSATT		Mini Cooper	32:13.854	21	2 LAPS	76.30	1:30.130
21	50	CL	Rachel OWEN		Mini Cooper	32:19.120	21	2 LAPS	76.10	1:30.455
22	26	CL	David PHILLIPS		Mini Cooper	32:19.225	21	2 LAPS	76.09	1:30.700
23	32	CL	Alan TAYLOR		Mini Cooper	32:19.778	21	2 LAPS	76.07	1:30.421
24	29	CL	Andrew COX		Mini Cooper	32:21.392	21	2 LAPS	76.01	1:31.032
25	15	CL	Mark DRURY		Mini Cooper	32:24.672	21	2 LAPS	75.88	1:30.799
26	33	CL	John BATES		Mini Cooper	33:11.372	21	2 LAPS	74.10	1:32.794

NOT CLASSIFIED

55	S	Bill PHILP	Mini Cooper	29:32.329	21	D.N.F.	83.26	1:23.047
24	CL	Rob AUSTIN	Mini Cooper	26:35.023	16	D.N.F.	70.49	1:29.572
77	S	Allen JACKSON	Mini Cooper	12:38.274	9	D.N.F.	83.40	1:22.714
13	CL	Ian MILLS	Mini Cooper	3:59.315	2	D.N.F.	58.72	1:44.264

FASTEST LAP

44	S	Fredrik NORDSTROM	Mini Cooper	1:21.860	5	85.84mph	138.15kph
36	CL	Eric BAILEY	Mini Cooper	1:28.984	5	78.97mph	127.09kph

Weather / Track : Cloudy / Dry

These results are provisional until the conclusion of any judicial and technical matters.

Snetterton
Circuit Length = 1.9520 miles.
Start: 15:23 End: 15:56

Clerk of Course:	Stewards:	Timekeeper:
------------------	-----------	-------------

Mini Challenge

RACE 11

Lap 1			Lap 2			Lap 3			Lap 4			Lap 5		
No	Behind	Laptime	No	Behind	Laptime	No	Behind	Laptime	No	Behind	Laptime	No	Behind	Laptime
1		1:25.880	4		1:22.693	4		1:22.185	4		1:22.211	4		1:22.357
4	0.013	1:25.893	1	0.388	1:23.094	1	0.642	1:22.439	44	0.919	1:22.196	44	0.422	1:21.860
44	0.509	1:26.389	44	0.530	1:22.727	44	0.934	1:22.589	1	1.348	1:22.917	1	1.912	1:22.921
77	1.955	1:27.835	77	1.986	1:22.737	77	3.143	1:23.342	77	3.808	1:22.876	77	4.165	1:22.714
30	2.432	1:28.312	30	2.760	1:23.034	30	3.814	1:23.239	30	4.256	1:22.653	30	4.718	1:22.819
8	3.002	1:28.882	22	4.196	1:23.406	22	4.500	1:22.489	22	5.359	1:23.070	22	5.658	1:22.656
22	3.496	1:29.376	8	4.426	1:24.130	8	5.720	1:23.479	8	6.232	1:22.723	8	6.764	1:22.889
5	3.914	1:29.794	5	5.043	1:23.835	5	6.459	1:23.601	5	8.012	1:23.764	5	9.707	1:24.052
55	4.569	1:30.449	55	5.742	1:23.879	55	6.604	1:23.047	7	8.269	1:23.221	51	10.348	1:23.885
7	5.135	1:31.015	7	6.005	1:23.576	7	7.259	1:23.439	51	8.820	1:23.128	7	10.963	1:25.051
51	5.557	1:31.437	51	6.184	1:23.333	51	7.903	1:23.904	55	9.596	1:25.203	55	11.101	1:23.862
9	7.556	1:33.436	9	11.679	1:26.829	9	16.096	1:26.602	9	19.938	1:26.053	9	23.596	1:26.015
2	7.948	1:33.828	2	12.174	1:26.932	2	16.533	1:26.544	2	20.361	1:26.039	2	24.190	1:26.186
3	10.659	1:36.539	3	17.404	1:29.451	3	24.477	1:29.258	3	31.830	1:29.564	3	38.835	1:29.362
99	11.299	1:37.179	36	18.363	1:29.334	36	25.436	1:29.258	36	32.893	1:29.668	36	39.520	1:28.984
36	11.735	1:37.615	99	18.632	1:30.039	99	25.791	1:29.344	99	33.104	1:29.524	99	40.150	1:29.403
47	12.055	1:37.935	47	19.112	1:29.763	47	26.657	1:29.730	47	34.202	1:29.756	47	41.417	1:29.572
24	12.650	1:38.530	24	20.130	1:30.186	24	27.517	1:29.572	24	35.282	1:29.976	24	42.656	1:29.731
20	13.167	1:39.047	20	20.681	1:30.220	20	27.869	1:29.373	20	35.657	1:29.999	20	43.098	1:29.798
21	13.584	1:39.464	21	21.161	1:30.283	40	29.401	1:30.105	40	36.567	1:29.377	40	43.568	1:29.358
40	14.333	1:40.213	40	21.481	1:29.854	21	29.490	1:30.514	21	37.525	1:30.246	21	45.494	1:30.326
31	15.243	1:41.123	31	23.794	1:31.257	31	31.839	1:30.230	31	40.429	1:30.801	31	48.562	1:30.490
32	15.807	1:41.687	32	24.019	1:30.918	32	32.255	1:30.421	32	40.777	1:30.733	32	49.441	1:31.021
26	16.493	1:42.373	26	24.771	1:30.984	26	34.045	1:31.459	26	42.534	1:30.700	23	51.893	1:30.904
50	17.035	1:42.915	50	25.768	1:31.439	50	34.876	1:31.293	23	43.346	1:30.486	26	51.977	1:31.800
23	17.243	1:43.123	23	25.941	1:31.404	23	35.071	1:31.315	50	44.326	1:31.661	50	52.424	1:30.455
29	17.870	1:43.750	29	26.458	1:31.294	29	35.499	1:31.226	29	44.893	1:31.605	29	54.200	1:31.664
13	18.384	1:44.264	15	30.110	1:33.414	15	40.182	1:32.257	15	48.912	1:30.941	15	57.354	1:30.799
15	19.402	1:45.282	33	32.475	1:35.479	33	43.186	1:32.896	33	53.769	1:32.794	33	1:04.296	1:32.884
33	19.702	1:45.582	13	1:10.729	2:15.051P									

Weather / Track : Cloudy / Dry

Mini Challenge

RACE 11

(contd.)

Lap 6			Lap 7			Lap 8			Lap 9			Lap 10		
No	Behind	Laptime	No	Behind	Laptime	No	Behind	Laptime	No	Behind	Laptime	No	Behind	Laptime
4		1:22.430	4		1:22.398	4		1:22.467	4		1:22.371	4		1:22.971
44	0.406	1:22.414	44	0.558	1:22.550	44	0.458	1:22.367	29	1 LAP	1:31.892	44	0.707	1:22.998
1	2.775	1:23.293	1	3.362	1:22.985	1	4.849	1:23.954	44	0.680	1:22.593	23	1 LAP	1:30.823
77	5.068	1:23.333	30	6.306	1:23.354	33	1 LAP	1:35.540	15	1 LAP	1:32.287	26	1 LAP	1:32.466
30	5.350	1:23.062	77	6.365	1:23.695	77	8.474	1:24.576	1	5.742	1:23.264	32	1 LAP	1:32.928
22	6.086	1:22.858	22	6.748	1:23.060	30	8.505	1:24.666	30	10.198	1:24.064	50	1 LAP	1:32.255
8	7.483	1:23.149	8	9.565	1:24.480	22	8.526	1:24.245	22	10.985	1:24.830	1	6.637	1:23.866
5	10.774	1:23.497	5	11.939	1:23.563	8	9.987	1:22.889	8	12.880	1:25.264	29	1 LAP	1:32.523
51	11.038	1:23.120	7	12.307	1:23.045	7	14.238	1:24.398	77	13.269	1:27.166	22	11.227	1:23.213
7	11.660	1:23.127	51	12.513	1:23.873	5	15.300	1:25.828	7	16.397	1:24.530	30	11.628	1:24.401
55	11.972	1:23.301	55	13.432	1:23.858	51	15.458	1:25.412	5	17.350	1:24.421	15	1 LAP	1:33.455
9	28.365	1:27.199	9	32.138	1:26.171	55	15.542	1:24.577	55	17.535	1:24.364	8	15.427	1:25.518
2	35.965	1:34.205	2	43.524	1:29.957	9	36.399	1:26.728	51	18.952	1:25.865	7	17.495	1:24.069
3	45.812	1:29.407	3	53.117	1:29.703	2	48.833	1:27.776	33	1 LAP	1:35.063	5	18.278	1:23.899
36	46.537	1:29.447	36	53.672	1:29.533	3	59.788	1:29.138	9	41.421	1:27.393	55	18.375	1:23.811
99	46.883	1:29.163	99	54.006	1:29.521	36	1:00.278	1:29.073	2	53.832	1:27.370	51	19.450	1:23.469
47	48.667	1:29.680	47	56.418	1:30.149	99	1:00.781	1:29.242	3	1:06.977	1:29.560	33	1 LAP	1:32.851
24	50.768	1:30.542	24	58.802	1:30.432	47	1:04.330	1:30.379	36	1:07.474	1:29.567	9	45.548	1:27.098
20	51.038	1:30.370	20	59.236	1:30.596	20	1:06.868	1:30.099	99	1:07.874	1:29.464	2	58.022	1:27.161
40	51.397	1:30.259	40	59.696	1:30.697	40	1:07.110	1:29.881	47	1:12.421	1:30.462	3	1:14.315	1:30.309
21	53.649	1:30.585	21	1:01.863	1:30.612	24	1:07.496	1:31.161	40	1:15.095	1:30.356	36	1:14.703	1:30.200
31	57.108	1:30.976	31	1:05.536	1:30.826	21	1:09.795	1:30.399	20	1:15.284	1:30.787	99	1:14.950	1:30.047
32	59.438	1:32.427	23	1:09.168	1:31.801	31	1:13.199	1:30.130	24	1:15.582	1:30.457	47	1:19.913	1:30.463
23	59.765	1:30.302	32	1:09.531	1:32.491	23	1:16.924	1:30.223	21	1:18.054	1:30.630	40	1:22.218	1:30.094
26	1:01.170	1:31.623	26	1:10.375	1:31.603	32	1:18.539	1:31.475	31	1:21.989	1:31.161	20	1:22.473	1:30.160
50	1:01.526	1:31.532	50	1:10.625	1:31.497	26	1:18.851	1:30.943				24	1:22.794	1:30.183
29	1:03.278	1:31.508	29	1:13.100	1:32.220	50	1:19.406	1:31.248						
15	1:07.183	1:32.259	15	1:15.779	1:30.994									
33	1:16.287	1:34.421												

Weather / Track : Cloudy / Dry

Mini Challenge

RACE 11

(contd.)

Lap 11			Lap 12			Lap 13			Lap 14			Lap 15		
No	Behind	Laptime	No	Behind	Laptime	No	Behind	Laptime	No	Behind	Laptime	No	Behind	Laptime
4		1:23.231	4		1:24.254	4		1:22.541	4		1:22.358	4		1:22.416
44	1.687	1:24.211	44	1.816	1:24.383	44	2.471	1:23.196	44	2.999	1:22.886	44	3.297	1:22.714
21	1 LAP	1:33.615	47	1 LAP	1:31.165	3	1 LAP	1:29.942	1	10.975	1:23.721	1	12.955	1:24.396
1	7.519	1:24.113	40	1 LAP	1:31.313	36	1 LAP	1:30.296	3	1 LAP	1:29.616	22	14.863	1:23.029
31	1 LAP	1:32.336	20	1 LAP	1:31.399	99	1 LAP	1:30.825	36	1 LAP	1:29.695	30	17.946	1:23.389
23	1 LAP	1:31.645	24	1 LAP	1:31.640	1	9.612	1:24.979	22	14.250	1:23.199	3	1 LAP	1:29.443
22	13.401	1:25.405	1	7.174	1:23.909	47	1 LAP	1:30.315	99	1 LAP	1:31.112	36	1 LAP	1:29.987
30	13.832	1:25.435	22	12.406	1:23.259	22	13.409	1:23.544	30	16.973	1:24.742	99	1 LAP	1:30.012
32	1 LAP	1:32.462	21	1 LAP	1:31.527	40	1 LAP	1:30.154	47	1 LAP	1:30.350	7	22.919	1:23.679
50	1 LAP	1:32.821	30	13.281	1:23.703	30	14.589	1:23.849	40	1 LAP	1:30.196	8	25.138	1:25.133
8	16.320	1:24.124	8	15.700	1:23.634	20	1 LAP	1:31.062	7	21.656	1:24.441	55	25.314	1:23.954
26	1 LAP	1:34.899	31	1 LAP	1:32.303	24	1 LAP	1:30.836	8	22.421	1:28.330	5	26.491	1:25.396
7	17.673	1:23.409	23	1 LAP	1:30.784	8	16.449	1:23.290	20	1 LAP	1:30.589	51	27.120	1:25.067
5	18.987	1:23.940	7	17.748	1:24.329	7	19.573	1:24.366	5	23.511	1:24.939	47	1 LAP	1:30.659
29	1 LAP	1:33.396	5	19.529	1:24.796	21	1 LAP	1:30.661	55	23.776	1:23.630	40	1 LAP	1:30.666
55	19.987	1:24.843	55	21.058	1:25.325	5	20.930	1:23.942	51	24.469	1:23.011	20	1 LAP	1:32.041
51	20.615	1:24.396	51	21.986	1:25.625	55	22.504	1:23.987	21	1 LAP	1:30.719	21	1 LAP	1:30.684
15	1 LAP	1:33.928	32	1 LAP	1:32.822	51	23.816	1:24.371	23	1 LAP	1:30.896	23	1 LAP	1:31.194
33	1 LAP	1:35.750	50	1 LAP	1:32.479	23	1 LAP	1:31.294	31	1 LAP	1:32.875	24	2 LAPS	3:17.657P
9	49.490	1:27.173	26	1 LAP	1:33.133	31	1 LAP	1:33.349	32	1 LAP	1:31.482	31	1 LAP	1:32.476
2	1:01.824	1:27.033	29	1 LAP	1:31.641	32	1 LAP	1:32.889	50	1 LAP	1:31.879	50	1 LAP	1:31.025
3	1:20.914	1:29.830	15	1 LAP	1:31.907	50	1 LAP	1:33.055	26	1 LAP	1:31.628	32	1 LAP	1:33.007
36	1:21.466	1:29.994	33	1 LAP	1:33.640	26	1 LAP	1:31.472	29	1 LAP	1:31.689	29	1 LAP	1:31.428
99	1:21.717	1:29.998	9	52.089	1:26.853	29	1 LAP	1:31.323	15	1 LAP	1:31.770	26	1 LAP	1:32.468
			2	1:06.517	1:28.947	15	1 LAP	1:31.443	9	1:02.578	1:27.782	15	1 LAP	1:31.665
						9	57.154	1:27.606	33	1 LAP	1:33.731	9	1:07.163	1:27.001
						33	1 LAP	1:33.439	2	1:15.806	1:26.817	2	1:20.398	1:27.008
						2	1:11.347	1:27.371						

Weather / Track : Cloudy / Dry

Mini Challenge

RACE 11

(contd.)

Lap 16			Lap 17			Lap 18			Lap 19			Lap 20		
No	Behind	Laptime	No	Behind	Laptime	No	Behind	Laptime	No	Behind	Laptime	No	Behind	Laptime
4		1:22.701	4		1:23.158	4		1:22.812	4		1:23.074	4		1:23.511
33	2 LAPS	1:33.513	2	1 LAP	1:26.813	44	4.647	1:23.486	15	2 LAPS	1:30.985	31	2 LAPS	1:32.362
44	3.962	1:23.366	44	3.973	1:23.169	2	1 LAP	1:26.984	44	4.994	1:23.421	50	2 LAPS	1:31.124
1	13.957	1:23.703	33	2 LAPS	1:33.727	1	15.381	1:23.772	2	1 LAP	1:27.236	44	4.974	1:23.491
22	15.712	1:23.550	1	14.421	1:23.622	22	15.816	1:23.285	22	16.080	1:23.338	32	2 LAPS	1:31.909
30	18.722	1:23.477	22	15.343	1:22.789	30	19.726	1:23.514	1	16.546	1:24.239	26	2 LAPS	1:32.155
7	24.239	1:24.021	30	19.024	1:23.460	33	2 LAPS	1:35.972	24	3 LAPS	1:50.139P	29	2 LAPS	1:32.139
3	1 LAP	1:29.928	7	25.274	1:24.193	7	26.707	1:24.245	30	20.272	1:23.620	15	2 LAPS	1:31.153
8	27.329	1:24.892	8	27.596	1:23.425	55	29.222	1:24.287	7	27.787	1:24.154	2	1 LAP	1:27.200
55	27.750	1:25.137	55	27.747	1:23.155	8	29.231	1:24.447	55	29.792	1:23.644	22	15.695	1:23.126
36	1 LAP	1:30.869	51	29.453	1:24.207	5	31.677	1:25.007	8	30.547	1:24.390	1	17.013	1:23.978
5	28.096	1:24.306	5	29.482	1:24.544	51	31.977	1:25.336	5	32.991	1:24.388	30	20.637	1:23.876
51	28.404	1:23.985	3	1 LAP	1:30.180	3	1 LAP	1:30.187	51	33.360	1:24.457	7	28.131	1:23.855
99	1 LAP	1:31.454	36	1 LAP	1:30.471	36	1 LAP	1:31.176	33	2 LAPS	1:36.266	55	29.980	1:23.699
47	1 LAP	1:30.059	99	1 LAP	1:30.039	99	1 LAP	1:30.356	3	1 LAP	1:30.070	8	30.910	1:23.874
40	1 LAP	1:30.777	47	1 LAP	1:30.511	47	1 LAP	1:31.138	36	1 LAP	1:30.167	5	33.609	1:24.129
20	1 LAP	1:30.612	40	1 LAP	1:30.698	40	1 LAP	1:30.082	99	1 LAP	1:29.617	51	33.817	1:23.968
21	1 LAP	1:30.766	20	1 LAP	1:30.723	20	1 LAP	1:30.394	47	1 LAP	1:30.325	33	2 LAPS	1:34.165
23	1 LAP	1:30.791	21	1 LAP	1:30.662	21	1 LAP	1:30.390	40	1 LAP	1:29.884	3	1 LAP	1:29.907
31	1 LAP	1:31.764	23	1 LAP	1:30.458	23	1 LAP	1:30.529	20	1 LAP	1:30.361	36	1 LAP	1:29.986
50	1 LAP	1:31.492	31	1 LAP	1:32.282	31	1 LAP	1:31.633	21	1 LAP	1:30.858	99	1 LAP	1:29.716
32	1 LAP	1:31.561	50	1 LAP	1:32.033	9	1:18.122	1:26.270	23	1 LAP	1:30.488	47	1 LAP	1:30.029
26	1 LAP	1:31.048	32	1 LAP	1:31.844	50	1 LAP	1:32.297	9	1:22.009	1:26.961	40	1 LAP	1:29.742
29	1 LAP	1:32.267	26	1 LAP	1:31.726	32	1 LAP	1:31.713				20	1 LAP	1:30.773
24	2 LAPS	1:40.656	29	1 LAP	1:31.615	26	1 LAP	1:32.063				21	1 LAP	1:30.803
15	1 LAP	1:31.611	9	1:14.664	1:26.742	29	1 LAP	1:32.165				23	1 LAP	1:30.986
9	1:11.080	1:26.618	24	2 LAPS	1:33.325									
			15	1 LAP	1:31.255									

Weather / Track : Cloudy / Dry

Mini Challenge

RACE 11

(contd.)

Lap 21			Lap 22			Lap 23			Lap 24			Lap 25		
No	Behind	Laptime	No	Behind	Laptime	No	Behind	Laptime	No	Behind	Laptime	No	Behind	Laptime
4		1:22.955	4		1:23.485	4		1:25.532						
9	1 LAP	1:26.959	9	1 LAP	1:26.242	44	4.026	1:24.032						
44	5.252	1:23.233	44	5.526	1:23.759	21	2 LAPS	1:31.407						
31	2 LAPS	1:32.066	23	2 LAPS	1:30.960	9	1 LAP	1:27.721						
50	2 LAPS	1:31.892	22	16.950	1:23.688	23	2 LAPS	1:31.754						
32	2 LAPS	1:31.467	31	2 LAPS	1:31.279	22	15.210	1:23.792						
26	2 LAPS	1:31.161	1	18.371	1:23.442	1	18.707	1:25.868						
29	2 LAPS	1:31.032	50	2 LAPS	1:31.962	30	22.090	1:24.865						
22	16.747	1:24.007	32	2 LAPS	1:31.425	31	2 LAPS	1:32.135						
2	1 LAP	1:27.881	30	22.757	1:24.952	2	1 LAP	1:27.314						
1	18.414	1:24.356	26	2 LAPS	1:31.689	50	2 LAPS	1:32.766						
15	2 LAPS	1:32.704	2	1 LAP	1:29.917	26	2 LAPS	1:31.832						
30	21.290	1:23.608	29	2 LAPS	1:33.183	32	2 LAPS	1:33.096						
7	29.258	1:24.082	15	2 LAPS	1:32.280	7	30.057	1:26.174						
55	31.342	1:24.317	7	29.415	1:23.642	29	2 LAPS	1:31.832						
8	32.543	1:24.588	8	34.295	1:25.237	8	34.186	1:25.423						
51	35.854	1:24.992	51	36.025	1:23.656	51	34.445	1:23.952						
5	36.553	1:25.899	5	37.487	1:24.419	15	2 LAPS	1:32.283						
33	2 LAPS	1:33.360	3	1 LAP	1:29.838	5	36.616	1:24.661						
3	1 LAP	1:29.870	33	2 LAPS	1:35.070	3	1 LAP	1:30.759						
36	1 LAP	1:30.024	36	1 LAP	1:31.982	36	1 LAP	1:32.978						
99	1 LAP	1:29.883	99	1 LAP	1:36.352	33	2 LAPS	1:35.229						
47	1 LAP	1:30.569	47	1 LAP	1:29.873	99	1 LAP	1:30.774						
40	1 LAP	1:32.149	40	1 LAP	1:30.888	47	1 LAP	1:31.031						
20	1 LAP	1:30.913	20	1 LAP	1:30.175	40	1 LAP	1:30.182						
21	1 LAP	1:30.511				20	1 LAP	1:30.474						

Weather / Track : Cloudy / Dry

Dunlop Radical Enduro Championship

FREE PRACTICE

POS	NO	CL	DRIVER	NAT	CAR	TIME	LAPS	GAP	MPH
1	65	R8	JONES/HODGSON		Radical SR8	1:14.279	22		94.60
2	2	R8	ABBOTT/DOVE		Radical SR8	1:15.622	17	1.343	92.92
3	76	R8	Tim GREAVES		Radical SR8	1:15.989	16	1.710	92.47
4	46	R3	EDWARDS/COOK		Radical SR3	1:16.639	23	2.360	91.69
5	21	R8	MILNER/O'BRIAN		Radical SR8	1:16.864	14	2.585	91.42
6	31	R3	REDWOOD/MORTIMER		Radical SR3	1:17.208	22	2.929	91.01
7	4	R8	ATKINS/QUAIFE		Radical SR8	1:17.669	6	3.390	90.47
8	30	R3	DEVLIN/RICHARDSON		Radical SR£	1:17.988	14	3.709	90.10
9	3	R8	INCE/KINSELLA		Radical SR8	1:18.418	15	4.139	89.61
10	44	R3	WHITE/ATTARO		Radical SR3	1:20.139	20	5.860	87.68
11	7	R3	STANLEY/SWIFT		Radical SR3	1:20.139	23	5.860	87.68
12	1	R3	Nick FOSTER		Radical SR3	1:20.390	14	6.111	87.41
13	16	R3	Henry FLETCHER		Radical SR3	1:20.803	18	6.524	86.96
14	40	R3	SUTTERBY/THOMAS		Radical SR3	1:20.813	15	6.534	86.95
15	27	R3	JACKSON/JACKSON		Radical SR3	1:20.963	21	6.684	86.79
16	60	R8	Richard FEARNES		Radical SR8	1:22.075	7	7.796	85.61
17	35	R3	Gibb PHILIP		Radical SR3	1:22.158	24	7.879	85.53
18	17	R3	Iain DOCKERILL		Radical SR3	1:22.405	15	8.126	85.27
19	25	R3	James BREAKELL		Radical SR3	1:23.521	18	9.242	84.13
20	43	R3	Martin SCHLAEDDI		Radical SR3	1:24.159	23	9.880	83.49
21	28	R8	REYNOLDS/PADMORE		Radical SR8	1:25.606	8	11.327	82.08
22	69	R3	BANKHURST/GASTON		Radical SR3	1:25.607	8	11.328	82.08

Cars 25 and 30 - no transponders

Weather / Track : Cloudy / Damp

These results are provisional until the conclusion of any judicial and technical matters.

Snetterton

Circuit Length = 1.9520 miles.

Start: 10:07 End: 10:48

Clerk of Course:	Stewards:	Timekeeper:
------------------	-----------	-------------

Dunlop Radical Enduro Championship

LAP ANALYSIS - FREE PRACTICE

1	Nick FOSTER	Radical SR3			
1 -	8:52.963	6 -	1:23.758	11 -	1:21.254
2 -	6:06.280	7 -	1:24.800	12 -	1:20.390
3 -	1:23.594	8 -	1:24.207	13 -	1:20.751
4 -	1:24.746	9 -	X:00.000	14 -	1:21.768
5 -	1:23.537	10 -	1:20.813		
2	ABBOTT/DOVE	Radical SR8			
1 -	X:00.000	6 -	1:18.864	11 -	1:17.445
2 -	1:23.492	7 -	4:19.338	12 -	X:00.000
3 -	1:22.106	8 -	1:19.789	13 -	1:18.903
4 -	1:21.566	9 -	1:18.568	14 -	1:18.152
5 -	1:19.042	10 -	1:18.992	15 -	1:19.533
3	INCE/KINSELLA	Radical SR8			
1 -	8:42.180	6 -	1:21.806	11 -	1:21.514
2 -	1:23.882	7 -	1:21.128	12 -	1:18.985
3 -	1:21.154	8 -	1:21.644	13 -	1:19.440
4 -	1:20.847	9 -	1:22.541	14 -	1:20.768
5 -	6:07.187	10 -	1:21.980	15 -	1:18.418
4	ATKINS/QUAIFE	Radical SR8			
1 -	9:55.493	6 -	1:17.803		
2 -	1:19.828				
3 -	1:17.669				
4 -	1:17.741				
5 -	1:21.260				
7	STANLEY/SWIFT	Radical SR3			
1 -	8:35.761	6 -	1:25.884	11 -	3:56.617
2 -	1:33.358	7 -	1:24.862	12 -	1:25.515
3 -	1:33.097	8 -	1:23.577	13 -	4:27.691
4 -	1:25.844	9 -	1:23.012	14 -	1:24.239
5 -	1:37.403	10 -	1:23.799	15 -	1:23.534
				16 -	1:23.276
				17 -	1:24.755
				18 -	1:23.585
				19 -	1:22.706
				20 -	1:21.901
				21 -	1:22.122
				22 -	1:20.246
				23 -	1:20.139
16	Henry FLETCHER	Radical SR3			
1 -	X:00.000	6 -	1:26.419	11 -	1:25.760
2 -	1:30.396	7 -	1:26.528	12 -	1:23.439
3 -	1:29.338	8 -	1:27.334	13 -	1:23.843
4 -	1:25.988	9 -	1:26.243	14 -	1:23.764
5 -	1:28.333	10 -	1:24.227	15 -	1:22.681
				16 -	9:21.324
				17 -	1:22.581
				18 -	1:20.803
17	Iain DOCKERILL	Radical SR3			
1 -	7:51.203	6 -	1:29.588	11 -	1:25.117
2 -	9:58.833	7 -	1:29.406	12 -	1:25.173
3 -	5:09.102	8 -	1:41.192	13 -	1:23.809
4 -	1:29.187	9 -	1:24.416	14 -	1:23.196
5 -	7:31.254	10 -	1:26.659	15 -	1:22.405

Cars 25 and 30 - no transponders
Weather / Track : Cloudy / Damp

Dunlop Radical Enduro Championship

LAP ANALYSIS - FREE PRACTICE

(contd.)

21	MILNER/O'BRIAN	Radical SR8			
1 -	9:12.815	6 -	1:16.864	11 -	1:36.358
2 -	1:21.573	7 -	7:09.846	12 -	5:42.767
3 -	1:19.649	8 -	1:20.434	13 -	1:19.796
4 -	1:20.323	9 -	7:18.725	14 -	1:59.300
5 -	1:18.456	10 -	1:22.542		
25	James BREAKELL	Radical SR3			
1 -	8:06.702	6 -	5:18.948	11 -	1:26.627
2 -	1:33.343	7 -	1:29.268	12 -	1:26.000
3 -	1:27.403	8 -	1:28.511	13 -	X:00.000
4 -	1:38.530	9 -	1:27.816	14 -	1:26.917
5 -	1:28.194	10 -	1:27.299	15 -	1:25.139
27	JACKSON/JACKSON	Radical SR3			
1 -	8:24.443	6 -	1:23.405	11 -	1:33.532
2 -	1:32.043	7 -	1:22.265	12 -	1:30.471
3 -	1:30.878	8 -	1:23.198	13 -	1:30.804
4 -	1:25.948	9 -	1:20.963	14 -	1:28.857
5 -	5:50.103	10 -	5:29.788	15 -	1:32.484
				16 -	1:30.021
				17 -	1:28.322
				18 -	1:28.180
				19 -	1:44.014
				20 -	1:27.865
28	REYNOLDS/PADMORE	Radical SR8			
1 -	X:00.000	6 -	1:28.986		
2 -	1:45.177	7 -	1:27.926		
3 -	1:34.987	8 -	1:25.606		
4 -	1:38.035				
5 -	1:30.120				
30	DEVLIN/RICHARDSON	Radical SR£			
1 -	8:15.824	6 -	7:00.037	11 -	1:22.070
2 -	4:40.686	7 -	1:22.392	12 -	1:18.733
3 -	1:23.778	8 -	1:21.622	13 -	4:16.575
4 -	1:24.886	9 -	1:19.525	14 -	1:17.988
5 -	1:22.504	10 -	1:21.343		
31	REDWOOD/MORTIMER	Radical SR3			
1 -	9:27.803	6 -	1:20.246	11 -	1:18.953
2 -	1:25.970	7 -	5:45.699	12 -	4:23.917
3 -	1:23.859	8 -	1:21.096	13 -	1:20.227
4 -	1:21.239	9 -	1:19.878	14 -	1:18.732
5 -	1:20.262	10 -	1:20.606	15 -	1:25.025
				16 -	1:30.577
				17 -	1:21.198
				18 -	1:18.170
				19 -	1:20.960
				20 -	1:18.288
35	Gibb PHILIP	Radical SR3			
1 -	9:15.655	6 -	1:27.490	11 -	1:27.060
2 -	1:36.746	7 -	1:27.109	12 -	1:24.984
3 -	1:30.762	8 -	1:26.239	13 -	1:26.375
4 -	1:27.614	9 -	4:43.239	14 -	1:26.088
5 -	1:30.793	10 -	1:27.181	15 -	1:25.865
				16 -	1:23.563
				17 -	1:23.062
				18 -	1:24.789
				19 -	1:24.771
				20 -	1:23.555
				21 -	1:24.520
				22 -	1:22.843
				23 -	1:22.158
				24 -	1:22.319

Cars 25 and 30 - no transponders
Weather / Track : Cloudy / Damp

Dunlop Radical Enduro Championship

LAP ANALYSIS - FREE PRACTICE

(contd.)

40	SUTTERBY/THOMAS	Radical SR3			
1 - 9:15.224	6 - 5:40.233	11 - 1:24.016			
2 - 1:30.760	7 - 1:36.511	12 - 1:25.575			
3 - 1:33.023	8 - 4:52.651	13 - 1:23.965			
4 - 7:35.186	9 - 1:25.276	14 - 3:38.711			
5 - 1:27.690	10 - 1:26.011	15 - 1:20.813			
43	Martin SCHLAEDDI	Radical SR3			
1 - 8:51.160	6 - 1:30.750	11 - 1:26.638	16 - 1:26.619	21 - 1:24.159	
2 - 1:38.624	7 - 1:29.698	12 - 1:26.920	17 - 1:27.324	22 - 1:24.282	
3 - 1:37.300	8 - 1:31.409	13 - 1:25.165	18 - 1:26.030	23 - 1:24.253	
4 - 3:59.480	9 - 1:29.881	14 - 1:27.212	19 - 1:26.339		
5 - 1:29.634	10 - 4:24.046	15 - 1:26.222	20 - 1:24.323		
44	WHITE/ATTARO	Radical SR3			
1 - X:00.000	6 - 1:25.434	11 - 1:25.356	16 - 1:23.329		
2 - 1:31.949	7 - 1:24.650	12 - 1:25.723	17 - 1:21.647		
3 - 1:28.131	8 - 1:26.308	13 - 4:14.592	18 - 1:20.139		
4 - 1:27.328	9 - 1:25.131	14 - 3:20.684	19 - 1:20.791		
5 - 1:26.352	10 - 1:25.912	15 - 1:22.917	20 - 1:23.208		
46	EDWARDS/COOK	Radical SR3			
1 - X:00.000	6 - 1:21.871	11 - 5:15.499	16 - 1:20.582	21 - 1:19.620	
2 - 1:26.444	7 - 1:22.192	12 - 1:21.954	17 - 1:21.543	22 - 1:17.397	
3 - 1:23.719	8 - 1:21.650	13 - 1:20.781	18 - 1:19.645	23 - 1:16.639	
4 - 1:22.863	9 - 1:21.188	14 - 1:19.726	19 - 1:19.500		
5 - 1:25.329	10 - 1:20.224	15 - 1:21.392	20 - 1:18.419		
60	Richard FEARNS	Radical SR8			
1 - 8:08.029	6 - 8:42.494				
2 - 1:28.615	7 - 1:22.075				
3 - 1:25.038					
4 - 1:24.852					
5 - 1:23.915					
65	JONES/HODGSON	Radical SR8			
1 - 7:34.399	6 - 1:42.731	11 - 1:18.694	16 - 1:16.427	21 - 1:14.707	
2 - 1:24.029	7 - 1:18.347	12 - 1:18.038	17 - 1:15.134	22 - 1:14.279	
3 - 1:19.199	8 - 1:16.774	13 - 1:14.937	18 - 4:01.716		
4 - 1:18.923	9 - 1:16.587	14 - 1:18.510	19 - 1:14.803		
5 - 1:18.510	10 - 9:52.527	15 - 1:16.852	20 - 1:15.956		
69	BANKHURST/GASTON	Radical SR3			
1 - 8:16.297	6 - 1:28.377				
2 - 1:31.629	7 - 1:25.607				
3 - X:00.000	8 - 5:31.177				
4 - 6:06.747					
5 - 1:26.832					

Cars 25 and 30 - no transponders
Weather / Track : Cloudy / Damp

Dunlop Radical Enduro Championship

LAP ANALYSIS - FREE PRACTICE

(contd.)

76	Tim GREAVES	Radical SR8			
1 - 8:35.820	6 - 1:16.322	11 - 1:18.031	16 - 1:23.861		
2 - 5:36.091	7 - 7:33.260	12 - 1:19.488			
3 - 1:18.604	8 - 1:19.543	13 - 1:20.680			
4 - 1:18.019	9 - 1:20.110	14 - 1:17.885			
5 - 1:15.989	10 - 1:20.223	15 - 1:17.004			

Cars 25 and 30 - no transponders
Weather / Track : Cloudy / Damp

Dunlop Radical Enduro Championship

QUALIFYING - RACE 4

POS	NO	CL	DRIVER	NAT	CAR	TIME	LAPS	GAP	MPH
1	3	R8	INCE/KINSELLA		Radical SR8	1:04.116	9		109.60
2	28	R8	REYNOLDS/PADMORE		Radical SR8	1:04.290	21	0.174	109.30
3	21	R8	MILNER/O'BRIEN		Radical SR8	1:04.725	19	0.609	108.57
4	65	R8	JONES/HODGSON		Radical SR8	1:04.891	19	0.775	108.29
5	4	R8	ATKINS/QUAIFE		Radical SR8	1:05.043	14	0.927	108.03
6	2	R8	ABBOTT/DOVE		Radical SR8	1:07.296	15	3.180	104.42
7	60	R8	Richard FEARNES		Radical SR8	1:07.430	17	3.314	104.21
8	30	R3	DEVLIN/RICHARDSON		Radical SR£	1:07.780	14	3.664	103.67
9	22	R8	DEMETRIOU/NICOLAS		Radical SR8	1:08.122	5	4.006	103.15
10	27	R3	JACKSON/JACKSON		Radical SR3	1:08.335	19	4.219	102.83
11	31	R3	REDWOOD/MORTIMER		Radical SR3	1:08.536	11	4.420	102.53
12	46	R3	EDWARDS/COOK		Radical SR3	1:08.619	13	4.503	102.40
13	40	R3	SUTTERBY/THOMAS		Radical SR3	1:08.827	16	4.711	102.09
14	7	R3	STANLEY/SWIFT		Radical SR3	1:09.231	21	5.115	101.50
15	1	R3	Nick FOSTER		Radical SR3	1:09.510	16	5.394	101.09
16	35	R3	Gibb PHILIP		Radical SR3	1:09.780	19	5.664	100.70
17	16	R3	Henry FLETCHER		Radical SR3	1:09.927	19	5.811	100.49
18	25	R3	James BREAKELL		Radical SR3	1:11.972	19	7.856	97.63
19	69	R3	BANKHURST/GASTON		Radical SR3	1:12.600	13	8.484	96.79
20	17	R3	Iain DOCKERILL		Radical SR3	1:13.710	11	9.594	95.33
21	43	R3	Martin SCHLAEDDI		Radical SR3	1:14.024	21	9.908	94.93
22	44	R3	WHITE/ATTARO		Radical SR3	1:14.597	8	10.481	94.20
23	76	R8	Tim GREAVES		Radical SR8	41:08.104	1	40:03.988	2.84

Car 25 - please fit transponder

Weather / Track : Cloudy / Dry

These results are provisional until the conclusion of any judicial and technical matters.

Snetterton

Circuit Length = 1.9520 miles.

Start: 14:58 End: 15:34

Clerk of Course:	Stewards:	Timekeeper:
------------------	-----------	-------------

Dunlop Radical Enduro Championship

LAP ANALYSIS - QUALIFYING - RACE 4

1	Nick FOSTER	Radical SR3							
1 -	5:48.442	6 -	X:00.000	11 -	1:09.939	16 -	4:27.221		
2 -	1:17.661	7 -	1:12.476	12 -	1:09.806				
3 -	1:12.618	8 -	1:11.666	13 -	1:09.510				
4 -	1:13.450	9 -	1:12.797	14 -	1:09.633				
5 -	1:15.282	10 -	3:12.057	15 -	1:10.036				
2	ABBOTT/DOVE	Radical SR8							
1 -	X:00.000	6 -	1:08.335	11 -	1:09.877				
2 -	1:10.715	7 -	1:07.705	12 -	1:07.767				
3 -	9:45.526	8 -	1:08.556	13 -	1:08.072				
4 -	1:10.667	9 -	1:07.296	14 -	1:08.317				
5 -	1:09.166	10 -	1:08.104	15 -	5:41.228				
3	INCE/KINSELLA	Radical SR8							
1 -	5:34.999	6 -	X:00.000						
2 -	1:09.084	7 -	1:04.916						
3 -	1:12.953	8 -	1:04.116						
4 -	1:07.393	9 -	1:04.914						
5 -	1:06.712								
4	ATKINS/QUAIFE	Radical SR8							
1 -	6:31.861	6 -	1:05.269	11 -	2:57.351				
2 -	4:49.412	7 -	5:07.078	12 -	1:06.884				
3 -	9:45.292	8 -	1:07.303	13 -	1:06.265				
4 -	1:08.444	9 -	1:07.599	14 -	1:05.043				
5 -	1:06.338	10 -	1:05.528						
7	STANLEY/SWIFT	Radical SR3							
1 -	5:56.069	6 -	1:20.994	11 -	1:10.056	16 -	1:10.094	21 -	1:09.680
2 -	1:18.403	7 -	9:00.140	12 -	1:09.826	17 -	1:09.231		
3 -	1:14.935	8 -	1:11.868	13 -	1:09.729	18 -	1:09.705		
4 -	1:14.288	9 -	1:10.843	14 -	1:10.514	19 -	3:10.573		
5 -	1:12.927	10 -	1:10.682	15 -	1:11.966	20 -	1:09.750		
16	Henry FLETCHER	Radical SR3							
1 -	6:00.350	6 -	1:16.978	11 -	1:12.674	16 -	1:10.509		
2 -	1:23.913	7 -	8:57.097	12 -	1:10.648	17 -	1:09.979		
3 -	1:14.237	8 -	1:14.875	13 -	1:10.382	18 -	1:10.355		
4 -	1:12.207	9 -	1:13.177	14 -	1:09.927	19 -	1:10.952		
5 -	1:11.562	10 -	1:11.784	15 -	1:10.817				
17	Iain DOCKERILL	Radical SR3							
1 -	9:44.377	6 -	1:18.360	11 -	1:13.710				
2 -	1:20.454	7 -	1:16.338						
3 -	1:22.478	8 -	1:15.762						
4 -	X:00.000	9 -	1:14.625						
5 -	1:18.900	10 -	1:13.881						

Dunlop Radical Enduro Championship

LAP ANALYSIS - QUALIFYING - RACE 4

(contd.)

21	MILNER/O'BRIEN	Radical SR8							
1 -	5:42.001	6 -	1:07.323	11 -	1:08.153	16 -	1:07.474		
2 -	1:11.386	7 -	X:00.000	12 -	1:05.369	17 -	1:05.293		
3 -	1:10.903	8 -	1:13.813	13 -	1:05.178	18 -	1:04.805		
4 -	1:07.515	9 -	1:05.988	14 -	1:16.149	19 -	1:04.725		
5 -	1:06.506	10 -	1:06.559	15 -	5:22.911				
22	DEMETRIOU/NICOLAS	Radical SR8							
1 -	5:42.195								
2 -	1:11.426								
3 -	1:10.873								
4 -	1:08.122								
5 -	1:09.709								
25	James BREAKELL	Radical SR3							
1 -	6:12.876	6 -	X:00.000	11 -	1:13.295	16 -	1:12.334		
2 -	1:22.227	7 -	1:16.351	12 -	1:13.682	17 -	1:14.686		
3 -	1:17.876	8 -	1:14.280	13 -	1:13.017	18 -	1:12.644		
4 -	1:15.663	9 -	1:14.271	14 -	1:12.223	19 -	1:11.972		
5 -	1:16.144	10 -	1:13.531	15 -	1:12.735				
27	JACKSON/JACKSON	Radical SR3							
1 -	6:39.436	6 -	1:15.055	11 -	1:11.439	16 -	1:08.822		
2 -	1:29.833	7 -	1:17.130	12 -	1:11.957	17 -	1:09.123		
3 -	1:22.330	8 -	1:13.795	13 -	1:10.072	18 -	1:08.335		
4 -	1:20.045	9 -	1:13.755	14 -	1:09.410	19 -	1:08.408		
5 -	X:00.000	10 -	1:11.635	15 -	1:11.017				
28	REYNOLDS/PADMORE	Radical SR8							
1 -	5:29.502	6 -	1:07.790	11 -	3:44.316	16 -	1:10.619	21 -	1:10.078
2 -	1:12.234	7 -	9:41.627	12 -	1:12.437	17 -	1:11.298		
3 -	1:14.476	8 -	1:05.462	13 -	1:12.385	18 -	1:10.848		
4 -	1:05.284	9 -	1:04.730	14 -	1:11.212	19 -	1:09.719		
5 -	1:08.832	10 -	1:04.290	15 -	1:13.634	20 -	1:09.131		
30	DEVLIN/RICHARDSON	Radical SR£							
1 -	6:14.433	6 -	1:10.822	11 -	1:07.966				
2 -	1:18.455	7 -	1:09.015	12 -	1:08.022				
3 -	1:13.944	8 -	3:41.213	13 -	1:10.471				
4 -	1:12.252	9 -	1:09.189	14 -	1:07.780				
5 -	X:00.000	10 -	1:08.633						
31	REDWOOD/MORTIMER	Radical SR3							
1 -	5:56.170	6 -	X:00.000	11 -	1:08.536				
2 -	1:13.219	7 -	5:42.620						
3 -	1:09.697	8 -	1:09.795						
4 -	1:11.650	9 -	1:08.799						
5 -	1:08.766	10 -	1:09.135						

Car 25 - please fit transponder
Weather / Track : Cloudy / Dry

Dunlop Radical Enduro Championship

LAP ANALYSIS - QUALIFYING - RACE 4

(contd.)

35	Gibb PHILIP	Radical SR3							
1 -	5:59.421	6 -	1:28.504	11 -	1:11.328	16 -	1:09.780		
2 -	1:16.990	7 -	9:06.112	12 -	1:10.365	17 -	5:31.694		
3 -	1:13.699	8 -	1:13.345	13 -	1:10.750	18 -	1:10.588		
4 -	1:13.906	9 -	1:12.721	14 -	1:10.451	19 -	1:10.053		
5 -	1:13.212	10 -	1:13.131	15 -	1:09.848				
40	SUTTERBY/THOMAS	Radical SR3							
1 -	6:17.460	6 -	1:10.989	11 -	1:11.715	16 -	1:09.266		
2 -	1:16.179	7 -	1:10.876	12 -	1:10.090				
3 -	1:16.774	8 -	1:09.622	13 -	1:09.023				
4 -	1:11.652	9 -	3:38.254	14 -	3:46.200				
5 -	X:00.000	10 -	1:10.225	15 -	1:08.827				
43	Martin SCHLAEDDI	Radical SR3							
1 -	6:12.480	6 -	X:00.000	11 -	1:15.709	16 -	1:15.783	21 -	1:14.263
2 -	1:21.079	7 -	1:16.658	12 -	1:16.230	17 -	1:15.228		
3 -	1:17.907	8 -	1:15.993	13 -	1:16.392	18 -	1:14.798		
4 -	1:15.557	9 -	1:17.589	14 -	1:15.755	19 -	1:14.024		
5 -	1:15.651	10 -	1:15.978	15 -	1:16.399	20 -	1:14.385		
44	WHITE/ATTARO	Radical SR3							
1 -	6:10.454	6 -	1:17.977						
2 -	1:19.066	7 -	8:43.480						
3 -	1:16.038	8 -	1:14.921						
4 -	1:16.246								
5 -	1:14.597								
46	EDWARDS/COOK	Radical SR3							
1 -	5:38.890	6 -	X:00.000	11 -	1:12.563				
2 -	1:14.431	7 -	1:11.856	12 -	1:10.542				
3 -	1:14.065	8 -	1:09.827	13 -	1:08.828				
4 -	1:13.428	9 -	1:09.711						
5 -	1:12.485	10 -	1:08.619						
60	Richard FEARNS	Radical SR8							
1 -	6:30.971	6 -	X:00.000	11 -	1:07.700	16 -	1:07.430		
2 -	1:15.983	7 -	1:09.611	12 -	1:12.346	17 -	1:07.638		
3 -	1:12.480	8 -	1:09.072	13 -	1:08.249				
4 -	1:12.443	9 -	1:08.943	14 -	1:11.430				
5 -	1:11.929	10 -	1:09.059	15 -	1:07.615				
65	JONES/HODGSON	Radical SR8							
1 -	5:37.441	6 -	1:07.898	11 -	1:25.549	16 -	1:05.334		
2 -	1:08.598	7 -	1:08.806	12 -	1:06.263	17 -	1:06.110		
3 -	1:08.893	8 -	8:53.073	13 -	4:07.439	18 -	1:05.722		
4 -	1:05.183	9 -	1:09.379	14 -	1:04.891	19 -	1:08.268		
5 -	1:08.447	10 -	1:06.448	15 -	1:05.165				

Car 25 - please fit transponder
Weather / Track : Cloudy / Dry

Dunlop Radical Enduro Championship LAP ANALYSIS - QUALIFYING - RACE 4

(contd.)

69	BANKHURST/GASTON	Radical SR3
1 - 6:19.162	6 - 9:58.087	11 - 1:12.600
2 - 1:21.506	7 - 1:14.955	12 - 1:14.044
3 - 1:17.994	8 - 1:13.496	13 - 1:22.685
4 - 1:17.070	9 - 1:14.457	
5 - 1:15.475	10 - 1:12.855	
76	Tim GREAVES	Radical SR8
1 - X:00.000		

Car 25 - please fit transponder
Weather / Track : Cloudy / Dry

Dunlop Radical Enduro Championship

GRID - RACE 4

ROW 12	41:08.104 76 GREAVES	
ROW 11	1:14.024 43 SCHLAEDDI	1:14.597 44 WHITE/ATTARO
ROW 10	1:12.600 69 BANKHURST/GASTON	1:13.710 17 DOCKERILL
ROW 9	1:09.927 16 FLETCHER	1:11.972 25 BREAKELL
ROW 8	1:09.510 1 FOSTER	1:09.780 35 PHILIP
ROW 7	1:08.827 40 SUTTERBY/THOMAS	1:09.231 7 STANLEY/SWIFT
ROW 6	1:08.536 31 REDWOOD/MORTIMER	1:08.619 46 EDWARDS/COOK
ROW 5	1:08.122 22 DEMETRIOU/NICOLAS	1:08.335 27 JACKSON/JACKSON
ROW 4	1:07.430 60 FEARNES	1:07.780 30 DEVLIN/RICHARDSON
ROW 3	1:05.043 4 ATKINS/QUAIFE	1:07.296 2 ABBOTT/DOVE
ROW 2	1:04.725 21 MILNER/O'BRIEN	1:04.891 65 JONES/HODGSON
ROW 1	1:04.116 3 INCE/KINSELLA	1:04.290 28 REYNOLDS/PADMORE
POLE		

Car 25 - please fit transponder

Weather / Track : Cloudy / Dry

These results are provisional until the conclusion of any judicial and technical matters.

Snetterton

Circuit Length = 1.9520 miles.

Start: 14:58 End: 15:34

Clerk of Course:

Stewards:

Timekeeper:

Dunlop Radical Enduro Championship

GRID - RACE 12

ROW 12	41:08.104 76 GREAVES	
ROW 11	1:14.263 43 SCHLAEDDI	1:14.921 44 WHITE/ATTARO
ROW 10	1:12.855 69 BANKHURST/GASTON	1:13.881 17 DOCKERILL
ROW 9	1:09.979 16 FLETCHER	1:12.223 25 BREAKELL
ROW 8	1:09.709 22 DEMETRIOU/NICOLAS	1:09.848 35 PHILIP
ROW 7	1:09.633 1 FOSTER	1:09.680 7 STANLEY/SWIFT
ROW 6	1:08.828 46 EDWARDS/COOK	1:09.023 40 SUTTERBY/THOMAS
ROW 5	1:08.408 27 JACKSON/JACKSON	1:08.766 31 REDWOOD/MORTIMER
ROW 4	1:07.705 2 ABBOTT/DOVE	1:07.966 30 DEVLIN/RICHARDSON
ROW 3	1:05.269 4 ATKINS/QUAIFE	1:07.615 60 FEARNES
ROW 2	1:04.914 3 INCE/KINSELLA	1:05.165 65 JONES/HODGSON
ROW 1	1:04.730 28 REYNOLDS/PADMORE	1:04.805 21 MILNER/O'BRIEN
POLE		

Car 25 - please fit transponder

Weather / Track : Cloudy / Dry

These results are provisional until the conclusion of any judicial and technical matters.

Snetterton

Circuit Length = 1.9520 miles.

Start: 14:58 End: 15:34

Clerk of Course:

Stewards:

Timekeeper:

Dunlop Radical Enduro Championship

RACE CLASSIFICATION - RACE 4

POS	NO	CL	DRIVER	NAT	CAR	TIME	LAPS	GAP	MPH	BEST
1	4	R8	ATKINS/QUAIFE		Radical SR8	40:21.945	30		87.04	1:05.544
2	28	R8	REYNOLDS/PADMORE		Radical SR8	40:21.960	30	0.015	87.04	1:05.195
3	60	R8	Richard FEARNs		Radical SR8	40:27.403	30	5.458	86.84	1:07.214
4	22	R8	DEMETRIOU/NICOLAS		Radical SR8	41:17.379	30	55.434	85.09	1:05.462
5	76	R8	Tim GREAVES		Radical SR8	41:27.558	30	1:05.613	84.74	1:04.156
6	30	R3	DEVLIN/RICHARDSON		Radical SR£	40:22.294	29	1 LAP	84.13	1:08.545
7	40	R3	SUTTERBY/THOMAS		Radical SR3	40:24.684	29	1 LAP	84.04	1:08.755
8	1	R3	Nick FOSTER		Radical SR3	40:26.547	29	1 LAP	83.98	1:09.831
9	7	R3	STANLEY/SWIFT		Radical SR3	40:34.741	29	1 LAP	83.70	1:09.910
10	16	R3	Henry FLETCHER		Radical SR3	40:35.926	29	1 LAP	83.66	1:09.852
11	27	R3	JACKSON/JACKSON		Radical SR3	40:51.290	29	1 LAP	83.13	1:08.820
12	31	R3	REDWOOD/MORTIMER		Radical SR3	40:52.746	29	1 LAP	83.08	1:09.098
13	21	R8	MILNER/O'BRIEN		Radical SR8	41:27.473	29	1 LAP	81.92	1:05.504
14	3	R8	INCE/KINSELLA		Radical SR8	40:27.832	28	2 LAPS	81.04	1:06.131
15	69	R3	BANKHURST/GASTON		Radical SR3	40:35.295	28	2 LAPS	80.79	1:10.549
16	44	R3	WHITE/ATTARD		Radical SR3	40:35.760	28	2 LAPS	80.78	1:11.390
17	17	R3	Iain DOCKERILL		Radical SR3	40:43.619	28	2 LAPS	80.52	1:13.097
18	43	R3	Martin SCHLAEPPi		Radical SR3	40:51.638	28	2 LAPS	80.25	1:13.275

NOT CLASSIFIED

46	R3	EDWARDS/COOK		Radical SR3	38:21.057	23	D.N.F.	70.24	1:09.320
2	R8	ABBOTT/DOVE		Radical SR8	30:59.563	19	D.N.F.	71.80	1:06.432
35	R3	Gibb PHILIP		Radical SR3	21:30.512	18	D.N.F.	98.01	1:09.550
25	R3	James BREAKELL		Radical SR3	24:03.144	13	D.N.F.	63.30	1:12.805
65	R8	JONES/HODGSON		Radical SR8	6:55.891	6	D.N.F.	101.38	1:07.514

FASTEST LAP

76	R8	Tim GREAVES		Radical SR8	1:04.156	11	109.53mph	176.27kph
30	R3	DEVLIN/RICHARDSON		Radical SR£	1:08.545	17	102.52mph	164.98kph

Car 25 - No working transponder - please fix

Weather / Track : Cloudy / Dry

These results are provisional until the conclusion of any judicial and technical matters.

Snetterton

Circuit Length = 1.9520 miles.

Start: 10:22 End: 11:03

Clerk of Course:	Stewards:	Timekeeper:
------------------	-----------	-------------

Dunlop Radical Enduro Championship

RACE 4

Lap 1			Lap 2			Lap 3			Lap 4			Lap 5		
No	Behind	Laptime	No	Behind	Laptime	No	Behind	Laptime	No	Behind	Laptime	No	Behind	Laptime
28		1:09.219	28		1:06.159	28		1:05.539	28		1:05.558	28		1:05.195
4	1.211	1:10.430	4	1.283	1:06.231	4	1.349	1:05.605	4	1.628	1:05.837	4	2.215	1:05.782
21	1.783	1:11.002	21	2.286	1:06.662	21	2.251	1:05.504	21	2.391	1:05.698	21	2.991	1:05.795
3	4.040	1:13.259	3	6.806	1:08.925	3	8.554	1:07.287	3	10.399	1:07.403	3	11.870	1:06.666
65	4.212	1:13.431	65	7.263	1:09.210	65	10.232	1:08.508	65	12.188	1:07.514	65	14.910	1:07.917
60	7.014	1:16.233	60	11.187	1:10.332	60	15.510	1:09.862	60	19.835	1:09.883	60	24.147	1:09.507
30	9.448	1:18.667	31	13.175	1:09.749	31	16.926	1:09.290	31	20.993	1:09.625	31	24.896	1:09.098
31	9.585	1:18.804	30	15.376	1:12.087	46	20.918	1:10.842	2	3 LAPS	4:48.806P	46	30.049	1:09.787
46	9.986	1:19.205	46	15.615	1:11.788	30	21.707	1:11.870	46	25.457	1:10.097	30	30.966	1:09.965
40	14.044	1:23.263	40	21.284	1:13.399	1	28.166	1:12.095	30	26.196	1:10.047	76	32.122	1:04.377
7	14.308	1:23.527	7	21.396	1:13.247	7	28.460	1:12.603	1	32.821	1:10.213	2	3 LAPS	1:20.600
1	14.798	1:24.017	1	21.610	1:12.971	40	29.933	1:14.188	76	32.940	1:06.754	1	38.678	1:11.052
35	17.101	1:26.320	35	23.742	1:12.800	35	30.423	1:12.220	7	34.179	1:11.277	7	39.602	1:10.618
16	19.059	1:28.278	16	26.711	1:13.811	76	31.744	1:06.770	40	36.432	1:12.057	40	42.454	1:11.217
44	23.093	1:32.312	76	30.513	1:09.934	16	34.625	1:13.453	35	37.163	1:12.298	35	43.007	1:11.039
69	25.197	1:34.416	44	32.320	1:15.386	44	40.391	1:13.610	16	41.337	1:12.270	16	47.935	1:11.793
27	25.578	1:34.797	69	34.723	1:15.685	27	42.256	1:12.746	44	47.338	1:12.505	27	54.034	1:11.049
76	26.738	1:35.957	27	35.049	1:15.630	69	43.809	1:14.625	27	48.180	1:11.482	44	55.276	1:13.133
17	28.773	1:37.992	17	39.670	1:17.056	17	49.918	1:15.787	69	52.256	1:14.005	69	1:00.909	1:13.848
25	29.426	1:38.645	43	41.358	1:17.830	43	51.360	1:15.541	17	59.739	1:15.379			
43	29.687	1:38.906	22	58.854	1:08.833	22	1:02.134	1:08.819	43	1:00.849	1:15.047			
22	56.180	2:05.399							22	1:04.309	1:07.733			

Car 25 - No working transponder - please fix
Weather / Track : Cloudy / Dry

Dunlop Radical Enduro Championship

RACE 4

(contd.)

Lap 6			Lap 7			Lap 8			Lap 9			Lap 10		
No	Behind	Laptime	No	Behind	Laptime	No	Behind	Laptime	No	Behind	Laptime	No	Behind	Laptime
28		1:06.354	28		1:05.484	28		1:06.471	28		1:05.250	28		1:05.310
22	1 LAP	1:07.444	22	1 LAP	1:06.891	4	2.659	1:06.655	4	2.967	1:05.558	16	1 LAP	1:11.834
4	2.254	1:06.393	4	2.475	1:05.705	22	1 LAP	1:08.431	22	1 LAP	1:05.962	4	4.158	1:06.501
21	3.483	1:06.846	69	1 LAP	1:14.122	21	4.005	1:06.936	21	5.382	1:06.627	22	1 LAP	1:06.016
17	1 LAP	1:15.756	21	3.540	1:05.541	44	1 LAP	1:15.342	44	1 LAP	1:12.877	27	1 LAP	1:12.040
43	1 LAP	1:16.124	17	1 LAP	1:15.663	69	1 LAP	1:13.194	69	1 LAP	1:12.466	21	8.079	1:08.007
3	13.427	1:07.911	43	1 LAP	1:14.969	25	6 LAPS	7:27.243P	3	20.701	1:07.459	44	1 LAP	1:12.411
65	17.867	1:09.311	3	15.814	1:07.871	3	18.492	1:09.149	76	30.299	1:05.921	3	24.527	1:09.136
60	26.436	1:08.643	60	28.951	1:07.999	17	1 LAP	1:15.366	17	1 LAP	1:15.983	69	1 LAP	1:13.825
31	28.211	1:09.669	76	31.101	1:05.559	43	1 LAP	1:15.504	43	1 LAP	1:16.105	76	29.286	1:04.297
76	31.026	1:05.258	31	32.082	1:09.355	76	29.628	1:04.998	60	35.871	1:08.762	60	39.033	1:08.472
46	33.475	1:09.780	46	37.409	1:09.418	60	32.359	1:09.879	25	6 LAPS	1:26.769	17	1 LAP	1:14.414
30	34.628	1:10.016	30	38.275	1:09.131	31	36.403	1:10.792	31	40.895	1:09.742	43	1 LAP	1:14.318
2	3 LAPS	1:09.201	2	3 LAPS	1:07.258	46	40.614	1:09.676	2	3 LAPS	1:07.162	31	46.707	1:11.122
1	42.897	1:10.573	1	47.244	1:09.831	30	41.017	1:09.213	30	45.349	1:09.582	2	3 LAPS	1:08.314
7	43.284	1:10.036	7	47.710	1:09.910	2	3 LAPS	1:06.877	46	45.930	1:10.566	25	6 LAPS	1:17.206
40	47.013	1:10.913	40	51.641	1:10.112	1	50.750	1:09.977	1	55.577	1:10.077	30	49.461	1:09.422
35	47.438	1:10.785	35	52.788	1:10.834	7	51.279	1:10.040	7	56.163	1:10.134	46	49.940	1:09.320
16	52.712	1:11.131	16	58.447	1:11.219	40	54.878	1:09.708	40	58.951	1:09.323	1	1:00.639	1:10.372
27	57.677	1:09.997	27	1:02.038	1:09.845	35	56.434	1:10.117	35	1:01.273	1:10.089	7	1:01.272	1:10.419
44	1:01.808	1:12.886				16	1:02.824	1:10.848				40	1:02.494	1:08.853
						27	1:05.025	1:09.458						

Car 25 - No working transponder - please fix
Weather / Track : Cloudy / Dry

Dunlop Radical Enduro Championship

RACE 4

(contd.)

Lap 11			Lap 12			Lap 13			Lap 14			Lap 15		
No	Behind	Laptime	No	Behind	Laptime	No	Behind	Laptime	No	Behind	Laptime	No	Behind	Laptime
28		1:05.991	28		1:06.017	28		1:07.619	28		1:07.137	28		1:06.885
35	1 LAP	1:10.055	4	4.478	1:06.445	7	1 LAP	1:12.173	43	2 LAPS	1:13.606	4	4.348	1:07.182
4	4.050	1:05.883	35	1 LAP	1:10.647	4	4.400	1:07.541	4	4.051	1:06.788	22	1 LAP	1:06.753
22	1 LAP	1:06.266	22	1 LAP	1:05.984	40	1 LAP	1:12.167	22	1 LAP	1:08.129	17	2 LAPS	1:14.233
16	1 LAP	1:11.026	16	1 LAP	1:10.589	22	1 LAP	1:07.683	25	7 LAPS	1:14.564	43	2 LAPS	1:14.487
27	1 LAP	1:09.443	27	1 LAP	1:10.082	1	1 LAP	1:13.752	7	1 LAP	1:11.408	40	1 LAP	1:11.287
44	1 LAP	1:12.585	3	29.457	1:08.770	35	1 LAP	1:11.502	40	1 LAP	1:11.074	25	7 LAPS	1:13.796
3	26.704	1:08.168	76	29.653	1:08.219	16	1 LAP	1:10.622	1	1 LAP	1:10.338	7	1 LAP	1:12.380
76	27.451	1:04.156	21	1 LAP	2:39.773P	46	2 LAPS	2:47.288P	35	1 LAP	1:10.115	1	1 LAP	1:12.146
69	1 LAP	1:12.516	44	1 LAP	1:14.607	27	1 LAP	1:10.522	27	1 LAP	1:09.517	35	1 LAP	1:10.098
60	41.826	1:08.784	69	1 LAP	1:11.667	76	28.241	1:06.207	16	1 LAP	1:11.012	27	1 LAP	1:08.820
2	3 LAPS	1:07.427	60	43.862	1:08.053	21	1 LAP	1:12.774	76	25.605	1:04.501	76	23.210	1:04.490
31	52.231	1:11.515	2	3 LAPS	1:06.534	44	1 LAP	1:14.988	46	2 LAPS	1:15.520	16	1 LAP	1:11.009
17	1 LAP	1:15.393	31	55.506	1:09.292	69	1 LAP	1:12.970	21	1 LAP	1:06.032	46	2 LAPS	1:10.669
30	53.116	1:09.646	30	57.238	1:10.139	60	44.028	1:07.785	60	45.143	1:08.252	21	1 LAP	1:05.957
43	1 LAP	1:15.928	17	1 LAP	1:14.251	2	3 LAPS	1:06.937	44	1 LAP	1:12.487	3	2 LAPS	3:37.820P
25	6 LAPS	1:16.167	43	1 LAP	1:13.736	30	59.290	1:09.671	2	3 LAPS	1:06.613	60	45.948	1:07.690
1	1:05.469	1:10.821	25	6 LAPS	1:13.240	31	59.527	1:11.640	69	1 LAP	1:12.479	2	3 LAPS	1:06.943
7	1:05.616	1:10.335				17	1 LAP	1:13.513	30	1:00.952	1:08.799	69	1 LAP	1:12.101
40	1:05.993	1:09.490							31	1:02.150	1:09.760	44	1 LAP	1:14.145
												30	1:03.119	1:09.052
												31	1:05.239	1:09.974

Car 25 - No working transponder - please fix
Weather / Track : Cloudy / Dry

Dunlop Radical Enduro Championship

RACE 4

(contd.)

Lap 16			Lap 17			Lap 18			Lap 19			Lap 20		
No	Behind	Laptime	No	Behind	Laptime	No	Behind	Laptime	No	Behind	Laptime	No	Behind	Laptime
28		1:05.579	28		1:06.232	28		1:06.413	28		1:06.300	28		1:05.284
4	4.900	1:06.131	30	1 LAP	1:10.330	44	2 LAPS	1:12.552	69	2 LAPS	1:11.626	22	2 LAPS	2:07.512P
22	1 LAP	1:07.052	4	4.714	1:06.046	30	1 LAP	1:08.545	4	3.830	1:06.285	7	2 LAPS	2:10.636P
17	2 LAPS	1:13.097	31	1 LAP	1:11.457	4	3.845	1:05.544	30	1 LAP	1:10.023	31	2 LAPS	2:35.393P
43	2 LAPS	1:13.275	22	1 LAP	1:07.005	22	1 LAP	1:06.364	40	1 LAP	1:08.755	1	2 LAPS	2:16.232P
40	1 LAP	1:09.481	40	1 LAP	1:09.872	31	1 LAP	1:10.325	35	1 LAP	1:09.550	44	3 LAPS	2:45.063P
1	1 LAP	1:11.092	17	2 LAPS	1:13.968	40	1 LAP	1:09.181	27	1 LAP	1:09.298	25	8 LAPS	2:12.887P
35	1 LAP	1:11.522	76	22.645	1:06.891	76	26.079	1:09.847	17	2 LAPS	1:13.312	27	1 LAP	1:09.857
7	1 LAP	1:12.461	43	2 LAPS	1:13.701	1	1 LAP	1:10.694	21	1 LAP	1:07.203	60	1 LAP	2:02.606P
76	21.986	1:04.355	1	1 LAP	1:10.349	35	1 LAP	1:10.118	43	2 LAPS	1:14.712	3	3 LAPS	2:02.867P
25	7 LAPS	1:14.344	35	1 LAP	1:10.403	17	2 LAPS	1:14.773	16	1 LAP	1:11.422	43	2 LAPS	1:15.875
27	1 LAP	1:10.333	7	1 LAP	1:11.529	7	1 LAP	1:10.664	2	3 LAPS	1:07.416	69	2 LAPS	1:57.164P
16	1 LAP	1:10.713	25	7 LAPS	1:12.805	27	1 LAP	1:09.347				2	3 LAPS	1:07.571
46	2 LAPS	1:10.306	27	1 LAP	1:09.124	43	2 LAPS	1:15.256				30	1 LAP	2:02.366P
21	1 LAP	1:05.896	16	1 LAP	1:10.250	25	7 LAPS	1:13.212				4	1:13.073	2:14.527P
60	47.769	1:07.400	46	2 LAPS	1:09.749	16	1 LAP	1:09.852				76	1 LAP	3:06.031P
2	3 LAPS	1:07.013	21	1 LAP	1:05.706	21	1 LAP	1:06.616				22	1 LAP	1:16.412
3	2 LAPS	1:12.918	60	48.842	1:07.305	60	49.643	1:07.214				40	1 LAP	2:10.313P
69	1 LAP	1:10.549	2	3 LAPS	1:07.356	46	2 LAPS	1:18.963				46	3 LAPS	2:55.828P
44	1 LAP	1:12.584	3	2 LAPS	1:08.234	2	3 LAPS	1:06.432				1	1 LAP	1:11.016
			69	1 LAP	1:10.605	3	2 LAPS	1:07.555				17	2 LAPS	2:12.691P
												16	1 LAP	2:15.565P
												7	1 LAP	1:22.613

Car 25 - No working transponder - please fix
Weather / Track : Cloudy / Dry

Dunlop Radical Enduro Championship

RACE 4

(contd.)

Lap 21			Lap 22			Lap 23			Lap 24			Lap 25		
No	Behind	Laptime	No	Behind	Laptime	No	Behind	Laptime	No	Behind	Laptime	No	Behind	Laptime
28		1:53.867P	28		1:36.917	28		1:44.876	28		2:06.368	28		1:59.649
44	3 LAPS	1:23.032	21	2 LAPS	1:14.135	21	2 LAPS	1:40.514	21	2 LAPS	2:06.248	21	2 LAPS	2:00.281
25	8 LAPS	1:22.266	22	1 LAP	1:09.298	22	1 LAP	1:39.636	22	1 LAP	2:06.379	22	1 LAP	2:00.399
60	1 LAP	1:19.847	69	2 LAPS	1:14.553	69	2 LAPS	1:40.058	69	2 LAPS	2:06.302	69	2 LAPS	2:00.841
31	2 LAPS	1:29.204	30	1 LAP	1:09.394	30	1 LAP	1:41.853	30	1 LAP	2:05.669	30	1 LAP	2:00.345
3	3 LAPS	1:20.150	4	11.553	1:07.324	4	5.747	1:39.070	4	4.749	2:05.370	4	5.556	2:00.456
21	2 LAPS	2:47.336P	76	1 LAP	1:09.159	76	1 LAP	1:30.558	76	1 LAP	2:06.493	76	1 LAP	2:00.818
69	2 LAPS	1:29.227	40	1 LAP	2:15.750	46	4 LAPS	4:02.504P	46	4 LAPS	1:26.923	46	4 LAPS	1:26.754
22	1 LAP	1:07.303	1	1 LAP	2:11.392	40	1 LAP	2:06.174	2	5 LAPS	5:52.568P	40	1 LAP	2:02.443
30	1 LAP	1:24.335	27	1 LAP	2:15.974	1	1 LAP	2:08.468	40	1 LAP	1:59.576	1	1 LAP	2:01.820
4	41.146	1:21.940	7	1 LAP	2:00.692	27	1 LAP	2:08.542	1	1 LAP	1:57.455	27	1 LAP	2:01.633
76	1 LAP	1:22.486	60	1:37.362	1:58.304	7	1 LAP	2:07.810	27	1 LAP	1:57.442	7	1 LAP	2:01.322
40	1 LAP	1:16.454	16	1 LAP	1:57.797	60	2:00.286	2:07.800	7	1 LAP	1:57.675	60	1:52.926	2:01.200
27	1 LAP	2:10.689P	44	2 LAPS	1:55.623	16	1 LAP	2:08.277	60	1:51.375	1:57.457	16	1 LAP	2:00.952
1	1 LAP	1:10.151	43	2 LAPS	2:01.159	44	2 LAPS	2:08.419	16	1 LAP	1:57.286	44	2 LAPS	2:02.684
2	3 LAPS	2:08.535P	17	2 LAPS	1:56.026	43	2 LAPS	2:08.398	44	2 LAPS	1:57.430	43	2 LAPS	2:01.702
46	3 LAPS	1:28.680	3	2 LAPS	1:56.449	17	2 LAPS	2:08.914	43	2 LAPS	1:58.372	17	2 LAPS	2:00.869
7	1 LAP	1:14.686	31	1 LAP	1:54.505	3	2 LAPS	2:09.078	17	2 LAPS	1:59.260	3	2 LAPS	2:01.389
43	2 LAPS	2:18.035P				31	1 LAP	2:07.857	3	2 LAPS	1:59.348	31	1 LAP	2:01.515
60	1:15.975	1:09.330							31	1 LAP	1:59.174			
16	1 LAP	1:18.216												
44	2 LAPS	1:15.281												
17	2 LAPS	1:29.939												
3	2 LAPS	1:07.474												
31	1 LAP	1:17.098												

Car 25 - No working transponder - please fix
Weather / Track : Cloudy / Dry

Dunlop Radical Enduro Championship

RACE 4

(contd.)

Lap 26			Lap 27			Lap 28			Lap 29			Lap 30		
No	Behind	Laptime	No	Behind	Laptime	No	Behind	Laptime	No	Behind	Laptime	No	Behind	Laptime
28		2:00.954	28		2:29.832	28		2:01.452	28		1:12.179	4		1:10.081
21	2 LAPS	2:00.215	21	2 LAPS	2:29.992	21	2 LAPS	2:01.570	21	2 LAPS	1:11.466	28	0.015	1:11.870
22	1 LAP	2:00.095	22	1 LAP	2:29.844	22	1 LAP	2:01.582	4	1.774	1:10.078	30	1 LAP	1:08.743
69	2 LAPS	2:00.230	69	2 LAPS	2:29.317	69	2 LAPS	2:03.198	76	1 LAP	1:09.317	40	1 LAP	1:09.254
30	1 LAP	1:59.830	30	1 LAP	2:29.740	30	1 LAP	2:02.008	30	1 LAP	1:11.806	1	1 LAP	1:09.954
4	4.000	1:59.398	4	3.700	2:29.532	4	3.875	2:01.627	40	1 LAP	1:10.418	60	5.458	1:08.291
76	1 LAP	1:58.177	76	1 LAP	2:28.986	76	1 LAP	2:01.489	1	1 LAP	1:11.064	3	2 LAPS	1:06.131
40	1 LAP	1:51.271	40	1 LAP	1:12.773	40	1 LAP	1:45.918	60	9.022	1:10.812	7	1 LAP	1:13.115
1	1 LAP	1:49.799	1	1 LAP	1:12.987	1	1 LAP	1:45.839	7	1 LAP	1:15.935	69	2 LAPS	1:13.141
7	1 LAP	1:49.913	7	1 LAP	1:13.264	7	1 LAP	1:44.319	3	2 LAPS	1:10.131	44	2 LAPS	1:11.390
27	1 LAP	1:54.263	27	1 LAP	1:22.260	27	1 LAP	1:34.083	69	2 LAPS	1:20.565	16	1 LAP	1:11.973
60	1:45.700	1:53.728	60	38.176	1:22.308	60	10.389	1:33.665	16	1 LAP	1:14.911	17	2 LAPS	1:15.603
16	1 LAP	1:53.918	16	1 LAP	1:22.088	16	1 LAP	1:33.811	44	2 LAPS	1:14.969	27	1 LAP	1:21.215
44	2 LAPS	1:52.410	44	2 LAPS	1:21.303	44	2 LAPS	1:33.746	17	2 LAPS	1:16.547	43	2 LAPS	1:21.016
43	2 LAPS	1:53.518	43	2 LAPS	1:21.543	43	2 LAPS	1:33.397	27	1 LAP	1:21.802	31	1 LAP	1:13.818
17	2 LAPS	1:53.432	17	2 LAPS	1:21.189	17	2 LAPS	1:33.213	43	2 LAPS	1:19.578	22	55.434	1:05.516
3	2 LAPS	1:52.920	3	2 LAPS	1:20.533	3	2 LAPS	1:32.831	31	1 LAP	1:20.793	21	1 LAP	1:07.748
31	1 LAP	1:54.478	31	1 LAP	1:19.436	31	1 LAP	1:38.266	22	1:01.773	1:05.462	76	1:05.613	1:07.176
46	4 LAPS	3:31.938P				46	5 LAPS	2:45.456P	21	1 LAP	1:09.393			
						22	1:08.490	1:07.177	76	1:10.292	1:08.377			

Car 25 - No working transponder - please fix
Weather / Track : Cloudy / Dry

Dunlop Radical Enduro Championship

RACE CLASSIFICATION - RACE 12

POS	NO	CL	DRIVER	NAT	CAR	TIME	LAPS	GAP	MPH	BEST
1	3	R8	INCE/KINSELLA		Radical SR8	35:43.034	30		98.37	1:05.205
2	2	R8	ABBOTT/DOVE		Radical SR8	35:50.911	30	7.877	98.01	1:07.393
3	21	R8	MILNER/O'BRIEN		Radical SR8	35:55.826	30	12.792	97.78	1:06.425
4	28	R8	REYNOLDS/PADMORE		Radical SR8	36:23.244	30	40.210	96.56	1:05.499
5	60	R8	Richard FEARNES		Radical SR8	36:29.238	30	46.204	96.29	1:08.167
6	30	R3	DEVLIN/RICHARDSON		Radical SR£	36:46.577	30	1:03.543	95.54	1:08.459
7	46	R3	EDWARDS/COOK		Radical SR3	36:48.761	30	1:05.727	95.44	1:08.771
8	40	R3	SUTTERBY/THOMAS		Radical SR3	36:06.795	29	1 LAP	94.05	1:09.535
9	16	R3	Henry FLETCHER		Radical SR3	36:18.683	29	1 LAP	93.53	1:10.064
10	7	R3	STANLEY/SWIFT		Radical SR3	36:55.773	29	1 LAP	91.97	1:10.963
11	76	R8	Tim GREAVES		Radical SR8	36:06.220	28	2 LAPS	90.83	1:05.235
12	44	R3	WHITE/ATTARD		Radical SR3	36:15.539	28	2 LAPS	90.44	1:12.165
13	69	R3	BANKHURST/GASTON		Radical SR3	36:15.836	28	2 LAPS	90.43	1:11.359
14	17	R3	Iain DOCKERILL		Radical SR3	36:56.914	28	2 LAPS	88.75	1:12.921
15	27	R3	JACKSON/JACKSON		Radical SR3	35:55.310	27	3 LAPS	88.03	1:10.314
16	43	R3	Martin SCHLAEPPI		Radical SR3	36:24.776	27	3 LAPS	86.84	1:14.630

NOT CLASSIFIED

65	R8	JONES/HODGSON		Radical SR8	22:34.984	20	D.N.F.	103.72	1:05.817
25	R3	James BREAKELL		Radical SR3	33:36.013	18	D.N.F.	62.74	1:22.249
4	R8	ATKINS/QUAIFE		Radical SR8	12:31.342	11	D.N.F.	102.88	1:05.883
1	R3	Nick FOSTER		Radical SR3	13:37.272	11	D.N.F.	94.58	1:10.882
31	R3	REDWOOD/MORTIMER		Radical SR3	18:04.682	11	D.N.F.	71.26	1:08.420

FASTEST LAP

3	R8	INCE/KINSELLA		Radical SR8	1:05.205	22	107.77mph	173.44kph
31	R3	REDWOOD/MORTIMER		Radical SR3	1:08.420	10	102.70mph	165.29kph

Red Flag due to weather change

Weather / Track : Cloudy / Dry

These results are provisional until the conclusion of any judicial and technical matters.

Snetterton

Circuit Length = 1.9520 miles.

Start: 16:16 End: 16:53

Clerk of Course:	Stewards:	Timekeeper:
------------------	-----------	-------------

Dunlop Radical Enduro Championship

RACE 12

Lap 1			Lap 2			Lap 3			Lap 4			Lap 5		
No	Behind	Laptime	No	Behind	Laptime	No	Behind	Laptime	No	Behind	Laptime	No	Behind	Laptime
21		1:09.135	21		1:10.176	21		1:09.045	21		1:08.571	21		1:08.195
4	2.646	1:11.781	4	4.055	1:11.585	65	4.815	1:09.131	65	4.063	1:07.819	65	3.158	1:07.290
65	4.695	1:13.830	65	4.729	1:10.210	4	5.562	1:10.552	4	5.293	1:08.302	4	3.930	1:06.832
3	7.589	1:16.724	2	11.919	1:14.044	2	13.531	1:10.657	2	14.297	1:09.337	2	14.909	1:08.807
2	8.051	1:17.186	3	14.363	1:16.950	60	20.220	1:14.623	60	23.702	1:12.053	60	26.807	1:11.300
30	9.176	1:18.311	60	14.642	1:14.200	3	20.996	1:15.678	3	24.906	1:12.481	3	27.235	1:10.524
28	10.112	1:19.247	28	18.507	1:18.571	76	23.490	1:10.985	76	26.052	1:11.133	76	27.543	1:09.686
60	10.618	1:19.753	30	18.853	1:19.853	28	26.230	1:16.768	30	34.299	1:16.055	30	38.041	1:11.937
31	10.857	1:19.992	46	18.976	1:16.300	30	26.815	1:17.007	46	34.729	1:16.237	46	38.875	1:12.341
46	12.852	1:21.987	76	21.550	1:14.327	46	27.063	1:17.132	1	34.918	1:15.509	28	40.956	1:13.609
7	14.425	1:23.560	7	21.694	1:17.445	7	27.741	1:15.092	28	35.542	1:17.883	1	41.571	1:14.848
1	15.116	1:24.251	1	22.559	1:17.619	1	27.980	1:14.466	7	35.976	1:16.806	7	42.129	1:14.348
27	16.178	1:25.313	40	26.936	1:19.705	40	34.201	1:16.310	40	40.116	1:14.486	40	46.343	1:14.422
40	17.407	1:26.542	16	27.377	1:19.736	16	34.569	1:16.237	16	40.307	1:14.309	16	46.729	1:14.617
76	17.399	1:26.534	44	29.227	1:20.902	44	37.076	1:16.894	44	44.979	1:16.474	44	52.560	1:15.776
16	17.817	1:26.952	25	35.071	1:24.436	69	46.776	1:19.656	69	55.316	1:17.111	69	1:04.189	1:17.068
44	18.501	1:27.636	69	36.165	1:24.874	25	48.275	1:22.249	17	1:00.508	1:20.234	27	1:07.932	1:14.713
25	20.811	1:29.946	17	36.833	1:25.251	17	48.845	1:21.057	43	1:01.218	1:20.277			
69	21.467	1:30.602	43	37.212	1:24.194	43	49.512	1:21.345	27	1:01.414	1:17.198			
17	21.758	1:30.893	27	45.151	1:39.149	27	52.787	1:16.681	25	1:02.873	1:23.169			
43	23.194	1:32.329												

Red Flag due to weather change
Weather / Track : Cloudy / Dry

Dunlop Radical Enduro Championship

RACE 12

(contd.)

Lap 6			Lap 7			Lap 8			Lap 9			Lap 10		
No	Behind	Laptime	No	Behind	Laptime	No	Behind	Laptime	No	Behind	Laptime	No	Behind	Laptime
21		1:08.793	21		1:08.774	21		1:07.374	21		1:06.785	21		1:06.725
17	1 LAP	1:17.203	4	2.384	1:07.757	4	0.893	1:05.883	4	0.454	1:06.346	4	0.462	1:06.733
4	3.401	1:08.264	69	1 LAP	1:15.855	65	1.602	1:05.817	65	1.134	1:06.317	65	0.525	1:06.116
65	3.456	1:09.091	65	3.159	1:08.477	69	1 LAP	1:14.885	44	1 LAP	1:14.838	44	1 LAP	1:13.669
43	1 LAP	1:20.048	27	1 LAP	1:15.723	27	1 LAP	1:12.379	69	1 LAP	1:13.303	2	21.460	1:08.121
31	4 LAPS	5:46.695P	17	1 LAP	1:16.228	17	1 LAP	1:15.090	27	1 LAP	1:12.311	27	1 LAP	1:11.830
2	15.479	1:09.363	43	1 LAP	1:19.147	2	18.702	1:09.332	2	20.064	1:08.147	69	1 LAP	1:14.171
60	27.601	1:09.587	2	16.744	1:10.039	43	1 LAP	1:18.092	17	1 LAP	1:15.196	31	4 LAPS	1:09.742
3	28.296	1:09.854	31	4 LAPS	1:17.282	31	4 LAPS	1:11.525	31	4 LAPS	1:10.415	17	1 LAP	1:14.602
76	28.412	1:09.662	60	29.024	1:10.197	76	28.435	1:06.742	76	29.709	1:08.059	60	36.663	1:08.900
30	39.940	1:10.692	76	29.067	1:09.429	60	31.926	1:10.276	60	34.488	1:09.347	3	37.224	1:08.666
46	41.002	1:10.920	3	29.936	1:10.414	3	32.145	1:09.583	3	35.283	1:09.923	43	1 LAP	1:16.053
28	44.493	1:12.330	30	41.708	1:10.542	30	44.867	1:10.533	43	1 LAP	1:18.011	30	51.287	1:09.591
1	45.081	1:12.303	46	42.978	1:10.750	46	45.515	1:09.911	30	48.421	1:10.339	46	51.648	1:09.468
7	46.252	1:12.916	28	46.864	1:11.145	28	49.930	1:10.440	46	48.905	1:10.175	28	57.951	1:11.015
40	50.075	1:12.525	1	47.645	1:11.338	1	51.153	1:10.882	28	53.661	1:10.516	1	59.591	1:10.998
16	50.795	1:12.859	7	49.732	1:12.254	7	54.411	1:12.053	1	55.318	1:10.950	40	1:03.859	1:10.411
44	58.404	1:14.637	40	52.600	1:11.299	40	55.926	1:10.700	7	59.689	1:12.063			
			16	53.387	1:11.366	16	57.642	1:11.629	40	1:00.173	1:11.032			
			44	1:04.325	1:14.695				16	1:02.364	1:11.507			

Red Flag due to weather change
Weather / Track : Cloudy / Dry

Dunlop Radical Enduro Championship

RACE 12

(contd.)

Lap 11			Lap 12			Lap 13			Lap 14			Lap 15		
No	Behind	Laptime	No	Behind	Laptime	No	Behind	Laptime	No	Behind	Laptime	No	Behind	Laptime
21		1:07.250	21		1:06.425	21		1:08.278	21		1:07.162	65		1:07.787
16	1 LAP	1:11.835	1	1 LAP	1:14.108	65	0.404	1:08.436	65	0.311	1:07.069	21	2.123	1:10.221
65	0.321	1:07.046	65	0.246	1:06.350	28	1 LAP	1:15.119	28	1 LAP	1:11.167	28	1 LAP	1:10.401
4	0.519	1:07.307	16	1 LAP	1:11.851	40	1 LAP	1:11.606	43	2 LAPS	1:16.342	40	1 LAP	1:10.483
7	1 LAP	1:24.325	7	1 LAP	1:14.743	16	1 LAP	1:12.408	40	1 LAP	1:10.599	43	2 LAPS	1:15.706
44	1 LAP	1:13.746	44	1 LAP	1:14.039	25	7 LAPS	1:36.760	16	1 LAP	1:11.828	16	1 LAP	1:11.552
2	22.466	1:08.256	2	26.063	1:10.022	7	1 LAP	1:13.488	2	30.252	1:10.716	2	29.887	1:07.733
27	1 LAP	1:11.135	27	1 LAP	1:11.569	2	26.698	1:08.913	7	1 LAP	1:13.880	7	1 LAP	1:12.477
69	1 LAP	1:12.567	69	1 LAP	1:12.960	44	1 LAP	1:14.045	25	7 LAPS	1:30.745	3	45.688	1:10.169
31	4 LAPS	1:08.921	31	4 LAPS	1:08.940	27	1 LAP	1:11.158	44	1 LAP	1:13.976	44	1 LAP	1:15.367
60	38.807	1:09.394	60	40.594	1:08.212	31	4 LAPS	1:10.115	27	1 LAP	1:12.419	60	45.971	1:10.077
3	39.648	1:09.674	3	41.464	1:08.241	60	41.135	1:08.819	31	4 LAPS	1:08.420	27	1 LAP	1:16.225
17	1 LAP	1:16.456	17	1 LAP	1:15.241	3	41.553	1:08.367	3	43.617	1:09.226	25	7 LAPS	1:33.022
25	6 LAPS	7:38.816P	46	59.151	1:10.395	69	1 LAP	1:14.469	60	43.992	1:10.019	69	1 LAP	1:12.772
30	54.763	1:10.726	30	59.916	1:11.578	17	1 LAP	1:14.766	69	1 LAP	1:20.813	46	1:04.144	1:09.367
43	1 LAP	1:16.162	76	2 LAPS	3:55.759P	46	1:00.213	1:09.340	46	1:02.875	1:09.824	31	4 LAPS	1:32.635
46	55.181	1:10.783	43	1 LAP	1:16.732	30	1:01.742	1:10.104	30	1:03.613	1:09.033	30	1:04.733	1:09.218
28	1:01.548	1:10.847				76	2 LAPS	1:09.921	17	1 LAP	1:15.428	76	2 LAPS	1:07.332
40	1:06.144	1:09.535							76	2 LAPS	1:07.325			

Red Flag due to weather change
Weather / Track : Cloudy / Dry

Dunlop Radical Enduro Championship

RACE 12

(contd.)

Lap 16			Lap 17			Lap 18			Lap 19			Lap 20		
No	Behind	Laptime	No	Behind	Laptime	No	Behind	Laptime	No	Behind	Laptime	No	Behind	Laptime
65		1:06.289	65		1:09.277	65		1:06.063	65		1:06.602	65		1:05.967
21	6.334	1:10.500	46	1 LAP	1:11.738	46	1 LAP	1:09.823	46	1 LAP	1:08.771	30	2 LAPS	2:16.030P
17	2 LAPS	1:17.298	30	1 LAP	1:11.541	30	1 LAP	1:09.799	21	13.115	1:12.282	69	3 LAPS	2:18.662P
40	1 LAP	1:10.545	21	6.041	1:08.984	69	2 LAPS	1:13.437	17	2 LAPS	1:13.907	40	2 LAPS	2:08.148P
28	1 LAP	1:12.443	25	8 LAPS	1:28.498	21	7.435	1:07.457	2	34.424	1:09.160	21	15.479	1:08.331
43	2 LAPS	1:15.219	17	2 LAPS	1:14.369	40	1 LAP	1:11.128	16	1 LAP	1:12.189	28	2 LAPS	2:09.357P
16	1 LAP	1:11.280	40	1 LAP	1:10.272	28	1 LAP	1:11.615	43	2 LAPS	1:15.808	17	2 LAPS	1:15.011
2	31.078	1:07.480	28	1 LAP	1:10.785	17	2 LAPS	1:16.383	76	3 LAPS	2:07.248P	3	1 LAP	2:11.569P
7	1 LAP	1:12.341	16	1 LAP	1:12.485	16	1 LAP	1:11.177	27	1 LAP	1:10.724	25	9 LAPS	2:32.223P
3	47.396	1:07.997	2	29.194	1:07.393	2	31.866	1:08.735				60	1 LAP	2:19.025P
60	48.782	1:09.100	43	2 LAPS	1:16.430	25	8 LAPS	1:27.169				43	2 LAPS	1:14.938
44	1 LAP	1:13.053	7	1 LAP	1:12.825	43	2 LAPS	1:14.630				7	2 LAPS	2:19.148P
27	1 LAP	1:12.026	3	46.582	1:08.463	3	48.294	1:07.775				76	3 LAPS	1:11.419
76	2 LAPS	1:07.846	60	47.672	1:08.167	60	49.842	1:08.233				46	1 LAP	2:08.083P
69	1 LAP	1:15.044	27	1 LAP	1:12.040	7	1 LAP	1:13.045				44	2 LAPS	2:25.154P
			44	1 LAP	1:13.320	27	1 LAP	1:10.314				30	1 LAP	1:16.847
			76	2 LAPS	1:06.394	44	1 LAP	1:13.416				69	2 LAPS	1:15.326
												28	1 LAP	1:10.397
												40	1 LAP	1:15.183
												2	1:39.458	2:11.001P
												16	1 LAP	2:11.908P
												3	1:59.381	1:12.087
												60	2:05.361	1:09.063
												27	1 LAP	2:09.906P
												76	2 LAPS	1:08.772
												7	1 LAP	1:16.649
												25	8 LAPS	1:29.772
												46	2:23.331	1:14.970
												44	1 LAP	1:17.406
												28	2:34.170	1:05.499
												30	2:34.201	1:09.449
												69	1 LAP	1:12.133
												40	2:40.845	1:10.898

Red Flag due to weather change
Weather / Track : Cloudy / Dry

Dunlop Radical Enduro Championship

RACE 12

(contd.)

Lap 21			Lap 22			Lap 23			Lap 24			Lap 25		
No	Behind	Laptime	No	Behind	Laptime	No	Behind	Laptime	No	Behind	Laptime	No	Behind	Laptime
21		2:32.778P	2		1:08.798	2		1:08.279	2		1:09.086	2		1:08.628
2	6.054	1:14.853	21	0.695	1:15.547	21	1.195	1:08.779	21	0.657	1:08.548	3	0.132	1:05.919
16	1 LAP	1:13.380	16	1 LAP	1:10.984	25	9 LAPS	1:27.184	3	2.841	1:07.060	21	1.260	1:09.231
17	2 LAPS	2:17.648P	3	6.978	1:05.205	3	4.867	1:06.168	27	2 LAPS	1:24.232	69	2 LAPS	1:12.811
3	16.625	1:05.501	17	2 LAPS	1:19.665	16	1 LAP	1:11.743	16	1 LAP	1:11.418	16	1 LAP	1:13.160
60	26.704	1:09.600	60	23.172	1:11.320	17	2 LAPS	1:13.663	76	2 LAPS	1:05.865	76	2 LAPS	1:06.972
43	2 LAPS	2:20.576P	76	2 LAPS	1:08.101	76	2 LAPS	1:05.851	25	9 LAPS	1:26.707	27	2 LAPS	1:23.098
76	2 LAPS	1:05.612	7	1 LAP	1:11.307	60	25.213	1:10.320	17	2 LAPS	1:12.921	60	26.287	1:09.861
7	1 LAP	1:12.024	43	2 LAPS	1:21.855	7	1 LAP	1:10.985	60	25.054	1:08.927	17	2 LAPS	1:14.096
46	48.434	1:13.360	28	43.904	1:06.766	28	42.331	1:06.706	28	39.927	1:06.682	28	37.815	1:06.516
27	1 LAP	1:30.617	46	44.000	1:10.418	43	2 LAPS	1:16.772	7	1 LAP	1:11.861	25	9 LAPS	1:27.311
28	51.990	1:06.077	30	50.941	1:09.860	46	45.888	1:10.167	46	47.119	1:10.317	7	1 LAP	1:10.963
30	55.933	1:09.989	27	1 LAP	1:20.921	30	51.743	1:09.081	30	51.116	1:08.459	46	48.083	1:09.592
44	1 LAP	1:13.234	44	1 LAP	1:12.165	44	1 LAP	1:12.692	43	2 LAPS	1:17.757	30	51.019	1:08.531
25	8 LAPS	1:25.754	40	59.122	1:10.874	40	1:01.683	1:10.840	40	1:02.758	1:10.161	43	2 LAPS	1:16.927
40	1:03.100	1:10.512	69	1 LAP	1:12.322	69	1 LAP	1:13.994	44	1 LAP	1:12.479	40	1:04.511	1:10.381
69	1 LAP	1:13.003												

Red Flag due to weather change
Weather / Track : Cloudy / Dry

Dunlop Radical Enduro Championship

RACE 12

(contd.)

Lap 26			Lap 27			Lap 28			Lap 29			Lap 30		
No	Behind	Laptime	No	Behind	Laptime	No	Behind	Laptime	No	Behind	Laptime	No	Behind	Laptime
3		1:07.774	3		1:06.780	3		1:06.317	3		1:08.638	3		1:09.307
2	0.487	1:08.393	40	1 LAP	1:11.534	2	4.647	1:08.619	2	7.570	1:11.561	2	7.877	1:09.614
44	2 LAPS	1:14.027	2	2.345	1:08.638	40	1 LAP	1:12.291	21	12.713	1:11.518	27	3 LAPS	1:22.747
21	3.700	1:10.346	43	3 LAPS	1:18.723	21	9.833	1:09.475	40	1 LAP	1:18.434	21	12.792	1:09.386
69	2 LAPS	1:11.359	21	6.675	1:09.755	25	10 LAPS	1:27.053	76	2 LAPS	1:12.539	76	2 LAPS	1:10.841
76	2 LAPS	1:05.747	44	2 LAPS	1:14.144	76	2 LAPS	1:10.884	44	2 LAPS	1:16.306	40	1 LAP	1:15.939
16	1 LAP	1:11.125	69	2 LAPS	1:12.663	43	3 LAPS	1:19.310	69	2 LAPS	1:16.098	44	2 LAPS	1:15.467
60	28.723	1:10.342	76	2 LAPS	1:05.235	44	2 LAPS	1:15.982	16	1 LAP	1:14.267	69	2 LAPS	1:14.270
27	2 LAPS	1:20.927	16	1 LAP	1:10.064	69	2 LAPS	1:13.608	43	3 LAPS	1:23.191	16	1 LAP	1:13.422
17	2 LAPS	1:14.134	60	32.386	1:10.443	16	1 LAP	1:11.395	28	39.097	1:08.860	28	40.210	1:10.420
28	36.222	1:06.313	28	36.477	1:07.035	60	38.859	1:12.790	60	41.869	1:11.648	43	3 LAPS	1:18.202
7	1 LAP	1:11.505	17	2 LAPS	1:16.000	28	38.875	1:08.715	30	1:01.660	1:10.136	60	46.204	1:13.642
46	50.422	1:10.245	27	2 LAPS	1:22.410	17	2 LAPS	1:18.780	46	1:03.569	1:11.330	30	1:03.543	1:11.190
30	51.765	1:08.652	7	1 LAP	1:11.652	30	1:00.162	1:12.324	17	2 LAPS	1:17.073	46	1:05.727	1:11.465
25	9 LAPS	1:25.199	46	54.036	1:10.394	46	1:00.877	1:13.158	7	1 LAP	1:11.547	7	1 LAP	1:16.512
			30	54.155	1:09.170	7	1 LAP	1:17.959				17	2 LAPS	1:18.321
						27	2 LAPS	1:27.545						

Red Flag due to weather change
Weather / Track : Cloudy / Dry

PlayStation2 Ginetta GT Junior Championship

FREE PRACTICE

POS	NO	CL	DRIVER	NAT	CAR	TIME	LAPS	GAP	MPH
1	7		Henry SURTEES		Ginetta G20 GT4 Coupe	1:34.116	12		74.66
2	5		James HARRISON		Ginetta G20 GT4 Coupe	1:34.485	9	0.369	74.37
3	4		Robert GAFFNEY		Ginetta G20 GT4 Coupe	1:34.989	10	0.873	73.97
4	10		Tom SHARP		Ginetta G20 GT4 Coupe	1:36.570	11	2.454	72.76
5	8		James JEFFERSON		Ginetta G20 GT4 Coupe	1:37.293	11	3.177	72.22
6	11		Jordan WILLIAMS		Ginetta G20 GT4 Coupe	1:37.580	8	3.464	72.01
7	2		Steve TADDEI		Ginetta G20 GT4 Coupe	1:38.197	10	4.081	71.56
8	44		Michal RZADKIEWICZ		Ginetta G20 GT4 Coupe	1:41.634	11	7.518	69.14
9	91		Fergus WALKINSHAW		Ginetta G20 GT4 Coupe	1:47.332	4	13.216	65.47
10	66		Dominic LAKEMAN-PETT		Ginetta G20 GT4 Coupe	1:52.403	4	18.287	62.51
11	19		Ashley BIRD		Ginetta G20 GT4 Coupe	2:07.896	5	33.780	54.94

Cars 5/ 8 / 10/ 19/ 44 & 91 - No transponders - please fix before Qualifying

Weather / Track : Cloudy / Damp

These results are provisional until the conclusion of any judicial and technical matters.

Snetterton

Circuit Length = 1.9520 miles.

Start: 10:55 End: 11:23

Clerk of Course:	Stewards:	Timekeeper:
------------------	-----------	-------------

PlayStation2 Ginetta GT Junior Championship

LAP ANALYSIS - FREE PRACTICE

2	Steve TADDEI	Ginetta G20 GT4 Coupe
1 - 6:28.184	6 - 1:46.980	
2 - 1:50.184	7 - 9:50.381	
3 - 1:49.217	8 - 1:40.240	
4 - 1:47.832	9 - 1:38.197	
5 - 1:47.233	10 - 1:39.815	
4	Robert GAFFNEY	Ginetta G20 GT4 Coupe
1 - 6:51.288	6 - 8:28.404	
2 - 4:36.857	7 - 1:35.838	
3 - 1:44.120	8 - 1:36.700	
4 - 1:43.093	9 - 1:34.989	
5 - 1:40.608	10 - 1:35.821	
5	James HARRISON	Ginetta G20 GT4 Coupe
1 - 6:29.093	6 - X:00.000	
2 - 4:38.165	7 - 1:38.308	
3 - 1:46.274	8 - 1:35.034	
4 - 1:45.563	9 - 1:34.485	
5 - 1:43.924		
7	Henry SURTEES	Ginetta G20 GT4 Coupe
1 - 6:15.696	6 - 1:44.161	11 - 1:34.667
2 - 1:49.896	7 - 1:42.754	12 - 1:34.116
3 - 1:47.881	8 - 8:11.112	
4 - 1:47.107	9 - 1:35.804	
5 - 1:46.308	10 - 1:36.006	
8	James JEFFERSON	Ginetta G20 GT4 Coupe
1 - 6:35.603	6 - 1:48.803	11 - 1:37.293
2 - 1:54.000	7 - 9:23.055	
3 - 1:48.239	8 - 1:42.066	
4 - 1:50.716	9 - 1:38.989	
5 - 1:47.257	10 - 1:38.227	
10	Tom SHARP	Ginetta G20 GT4 Coupe
1 - 6:39.255	6 - 1:43.950	11 - 1:38.052
2 - 1:52.056	7 - 9:53.623	
3 - 1:49.316	8 - 1:48.989	
4 - 1:50.885	9 - 1:40.674	
5 - 1:50.520	10 - 1:36.570	
11	Jordan WILLIAMS	Ginetta G20 GT4 Coupe
1 - 6:39.479	6 - 1:46.342	
2 - 1:50.470	7 - X:00.000	
3 - 1:48.703	8 - 1:37.580	
4 - 1:52.593		
5 - 1:51.829		

Cars 5/ 8 / 10/ 19/ 44 & 91 - No transponders - please fix before Qualifying
Weather / Track : Cloudy / Damp

PlayStation2 Ginetta GT Junior Championship

LAP ANALYSIS - FREE PRACTICE

(contd.)

19	Ashley BIRD	Ginetta G20 GT4 Coupe
1 - 6:48.462 2 - 2:15.896 3 - 2:07.896 4 - 2:08.911 5 - 2:15.876		
44	Michal RZADKIEWICZ	Ginetta G20 GT4 Coupe
1 - 6:27.835 6 - 1:50.625 11 - 1:41.634 2 - 1:58.571 7 - 9:44.230 3 - 1:50.844 8 - 1:43.427 4 - 1:49.885 9 - 1:43.451 5 - 1:48.182 10 - 1:42.750		
66	Dominic LAKEMAN-PETT	Ginetta G20 GT4 Coupe
1 - 6:26.184 2 - 1:55.986 3 - 1:54.139 4 - 1:52.403		
91	Fergus WALKINSHAW	Ginetta G20 GT4 Coupe
1 - 6:41.193 2 - 1:51.149 3 - 1:47.332 4 - 1:49.857		

Cars 5/ 8 / 10/ 19/ 44 & 91 - No transponders - please fix before Qualifying
 Weather / Track : Cloudy / Damp

PlayStation2 Ginetta GT Junior Championship

QUALIFYING - RACE 5

POS	NO	CL	DRIVER	NAT	CAR	TIME	LAPS	GAP	MPH
1	7		Henry SURTEES		Ginetta G20 GT4 Coupe	1:29.679	14		78.35
2	11		Jordan WILLIAMS		Ginetta G20 GT4 Coupe	1:31.085	13	1.406	77.15
3	4		Robert GAFFNEY		Ginetta G20 GT4 Coupe	1:31.387	12	1.708	76.89
4	8		James JEFFERSON		Ginetta G20 GT4 Coupe	1:31.949	13	2.270	76.42
5	10		Tom SHARP		Ginetta G20 GT4 Coupe	1:31.967	13	2.288	76.41
6	5		James HARRISON		Ginetta G20 GT4 Coupe	1:31.993	4	2.314	76.38
7	44		Michal RZADKIEWICZ		Ginetta G20 GT4 Coupe	1:32.867	13	3.188	75.67
8	91		Fergus WALKINSHAW		Ginetta G20 GT4 Coupe	1:33.207	13	3.528	75.39
9	66		Dominic LAKEMAN-PETT		Ginetta G20 GT4 Coupe	1:34.261	12	4.582	74.55
10	19		Ashley BIRD		Ginetta G20 GT4 Coupe	1:40.920	10	11.241	69.63
11	2		Steve TADDEI		Ginetta G20 GT4 Coupe	27:56.063	1	26:26.384	4.19

Cars 10/19 - No transponders - please fix

Weather / Track : Cloudy / Dry

These results are provisional until the conclusion of any judicial and technical matters.

Snetterton

Circuit Length = 1.9520 miles.

Start: 16:03 End: 16:23

Clerk of Course:	Stewards:	Timekeeper:
------------------	-----------	-------------

PlayStation2 Ginetta GT Junior Championship

LAP ANALYSIS - QUALIFYING - RACE 5

2	Steve TADDEI	Ginetta G20 GT4 Coupe
1 - X:00.000		
4	Robert GAFFNEY	Ginetta G20 GT4 Coupe
1 - 7:35.304 6 - 1:31.612 11 - 1:31.387 2 - 1:34.203 7 - 4:00.263 12 - 1:31.450 3 - 1:33.432 8 - 1:32.861 4 - 1:32.929 9 - 1:32.603 5 - 1:32.340 10 - 1:31.628		
5	James HARRISON	Ginetta G20 GT4 Coupe
1 - 8:10.376 2 - 1:31.993 3 - 8:39.752 4 - 2:04.018		
7	Henry SURTEES	Ginetta G20 GT4 Coupe
1 - 7:27.211 6 - 1:30.865 11 - 1:30.550 2 - 1:32.391 7 - 1:31.274 12 - 1:29.932 3 - 1:30.819 8 - 1:31.147 13 - 1:29.679 4 - 1:30.839 9 - 1:31.446 14 - 1:33.360 5 - 1:32.274 10 - 1:30.517		
8	James JEFFERSON	Ginetta G20 GT4 Coupe
1 - 7:35.077 6 - 1:32.126 11 - 1:32.514 2 - 1:34.605 7 - 1:34.500 12 - 1:33.178 3 - 1:32.589 8 - 1:31.949 13 - 1:32.214 4 - 1:32.043 9 - 1:32.945 5 - 1:32.010 10 - 1:32.796		
10	Tom SHARP	Ginetta G20 GT4 Coupe
1 - 7:36.465 6 - 1:31.967 11 - 1:32.688 2 - 1:34.421 7 - 1:33.716 12 - 1:32.255 3 - 1:32.727 8 - 1:40.776 13 - 1:32.411 4 - 1:32.438 9 - 1:35.206 5 - 1:33.408 10 - 1:33.319		
11	Jordan WILLIAMS	Ginetta G20 GT4 Coupe
1 - 8:05.504 6 - 1:31.979 11 - 1:31.111 2 - 1:34.047 7 - 1:31.479 12 - 1:31.085 3 - 1:32.576 8 - 1:31.487 13 - 1:31.247 4 - 1:32.196 9 - 1:31.183 5 - 1:31.904 10 - 1:32.388		

Cars 10/19 - No transponders - please fix
Weather / Track : Cloudy / Dry

PlayStation2 Ginetta GT Junior Championship


LAP ANALYSIS - QUALIFYING - RACE 5

(contd.)

19	Ashley BIRD	Ginetta G20 GT4 Coupe		
1 -	8:22.620	6 -	1:47.695	
2 -	1:44.662	7 -	5:17.694	
3 -	1:43.873	8 -	1:42.019	
4 -	1:42.592	9 -	1:43.178	
5 -	1:43.264	10 -	1:40.920	
44	Michal RZADKIEWICZ	Ginetta G20 GT4 Coupe		
1 -	7:35.339	6 -	1:34.385	11 - 1:59.805
2 -	1:40.898	7 -	1:34.187	12 - 1:32.867
3 -	1:37.131	8 -	1:35.206	13 - 1:50.603
4 -	1:35.986	9 -	1:33.174	
5 -	1:35.866	10 -	1:35.104	
66	Dominic LAKEMAN-PETT	Ginetta G20 GT4 Coupe		
1 -	8:24.606	6 -	1:37.072	11 - 1:34.261
2 -	1:43.165	7 -	1:34.881	12 - 1:46.876
3 -	1:40.863	8 -	1:37.789	
4 -	1:49.834	9 -	1:35.525	
5 -	1:38.737	10 -	1:37.625	
91	Fergus WALKINSHAW	Ginetta G20 GT4 Coupe		
1 -	7:42.181	6 -	1:34.049	11 - 1:36.269
2 -	1:34.495	7 -	1:33.559	12 - 1:33.207
3 -	1:34.754	8 -	1:36.277	13 - 1:34.342
4 -	1:34.087	9 -	1:33.435	
5 -	1:36.369	10 -	1:50.477	

PlayStation2 Ginetta GT Junior Championship

GRID - RACE 5

ROW 6	27:56.063	2	TADDEI			
ROW 5	1:34.261	66	LAKEMAN-PETT	1:40.920	19	BIRD
ROW 4	1:32.867	44	RZADKIEWICZ	1:33.207	91	WALKINSHAW
ROW 3	1:31.967	10	SHARP	1:31.993	5	HARRISON
ROW 2	1:31.387	4	GAFFNEY	1:31.949	8	JEFFERSON
ROW 1	1:29.679	7	SURTEES	1:31.085	11	WILLIAMS
	POLE					
						

Cars 10/19 - No transponders - please fix

Weather / Track : Cloudy / Dry

These results are provisional until the conclusion of any judicial and technical matters.

Snetterton

Circuit Length = 1.9520 miles.

Start: 16:03 End: 16:23


Clerk of Course:

Stewards:

Timekeeper:

PlayStation2 Ginetta GT Junior Championship

GRID - RACE 13

ROW 6	27:56.063 2 TADDEI	
ROW 5	1:42.019 19 BIRD	2:04.018 5 HARRISON
ROW 4	1:33.435 91 WALKINSHAW	1:34.881 66 LAKEMAN-PETT
ROW 3	1:32.010 8 JEFFERSON	1:33.174 44 RZADKIEWICZ
ROW 2	1:31.450 4 GAFFNEY	1:31.967 10 SHARP
ROW 1	1:29.932 7 SURTEES	1:31.111 11 WILLIAMS
	POLE	
		

Cars 10/19 - No transponders - please fix

Weather / Track : Cloudy / Dry

These results are provisional until the conclusion of any judicial and technical matters.

Snetterton

Circuit Length = 1.9520 miles.

Start: 16:03 End: 16:23

Clerk of Course:

Stewards:

Timekeeper:

PlayStation2 Ginetta GT Junior Championship

RACE CLASSIFICATION - RACE 5

POS	NO	CL	DRIVER	NAT	CAR	TIME	LAPS	GAP	MPH	BEST
1	7		Henry SURTEES		Ginetta G20 GT4 Coupe	21:10.489	14		77.43	1:29.467
2	5		James HARRISON		Ginetta G20 GT4 Coupe	21:16.385	14	5.896	77.07	1:29.983
3	11		Jordan WILLIAMS		Ginetta G20 GT4 Coupe	21:16.823	14	6.334	77.05	1:30.078
4	4		Robert GAFFNEY		Ginetta G20 GT4 Coupe	21:30.651	14	20.162	76.22	1:30.607
5	10		Tom SHARP		Ginetta G20 GT4 Coupe	21:40.512	14	30.023	75.64	21:40.512
6	44		Michal RZADKIEWICZ		Ginetta G20 GT4 Coupe	21:58.004	14	47.515	74.64	1:30.588
7	8		James JEFFERSON		Ginetta G20 GT4 Coupe	22:12.797	14	1:02.308	73.81	1:31.356
8	2		Steve TADDEI		Ginetta G20 GT4 Coupe	22:18.209	14	1:07.720	73.51	1:32.222
9	66		Dominic LAKEMAN-PETT		Ginetta G20 GT4 Coupe	22:30.942	14	1:20.453	72.82	1:33.423
10	19		Ashley BIRD		Ginetta G20 GT4 Coupe	22:17.680	13	1 LAP	68.29	22:17.680
11	91		Fergus WALKINSHAW		Ginetta G20 GT4 Coupe	22:35.850	13	1 LAP	67.37	1:32.532
FASTEST LAP										
	7		Henry SURTEES		Ginetta G20 GT4 Coupe	1:29.467	6	78.54mph	126.40kph	

Weather / Track : Cloudy / Dry

These results are provisional until the conclusion of any judicial and technical matters.

Snetterton
Circuit Length = 1.9520 miles.
Start: 11:17 End: 11:38

Clerk of Course:	Stewards:	Timekeeper:
------------------	-----------	-------------

PlayStation2 Ginetta GT Junior Championship

RACE 5

Lap 1			Lap 2			Lap 3			Lap 4			Lap 5		
No	Behind	Laptime	No	Behind	Laptime	No	Behind	Laptime	No	Behind	Laptime	No	Behind	Laptime
5		1:38.482	7		1:31.481	7		1:30.814	7		1:29.887	7		1:29.758
4	0.039	1:38.521	4	0.637	1:32.483	4	0.512	1:30.689	4	1.232	1:30.607	5	2.235	1:30.755
7	0.404	1:38.886	5	0.850	1:32.735	5	0.941	1:30.905	5	1.238	1:30.184	11	2.587	1:30.754
11	1.487	1:39.969	11	1.309	1:31.707	11	1.142	1:30.647	11	1.591	1:30.336	4	3.301	1:31.827
91	4.535	1:43.017	91	8.714	1:36.064	91	11.551	1:33.651	91	14.496	1:32.832	91	17.695	1:32.957
66	6.985	1:45.467	66	9.937	1:34.837	66	13.548	1:34.425	66	19.012	1:35.351	66	22.868	1:33.614
44	15.044	1:53.526	44	19.635	1:36.476	44	22.383	1:33.562	8	25.489	1:31.380	8	27.920	1:32.189
2	17.810	1:56.292	8	22.647	1:34.301	8	23.996	1:32.163	44	26.048	1:33.552	44	28.525	1:32.235
8	20.231	1:58.713	2	23.089	1:37.164	2	26.217	1:33.942	2	29.036	1:32.706	2	31.779	1:32.501

Weather / Track : Cloudy / Dry

PlayStation2 Ginetta GT Junior Championship

RACE 5

(contd.)

Lap 6			Lap 7			Lap 8			Lap 9			Lap 10		
No	Behind	Laptime	No	Behind	Laptime	No	Behind	Laptime	No	Behind	Laptime	No	Behind	Laptime
7		1:29.467	7		1:30.080	7		1:29.646	7		1:29.956	7		1:29.598
5	3.070	1:30.302	5	3.409	1:30.419	5	4.855	1:31.092	5	5.548	1:30.649	5	6.240	1:30.290
11	3.325	1:30.205	11	3.738	1:30.493	11	5.168	1:31.076	11	5.871	1:30.659	11	6.467	1:30.194
4	5.304	1:31.470	4	6.363	1:31.139	4	8.312	1:31.595	4	9.842	1:31.486	4	11.916	1:31.672
66	26.824	1:33.423	8	32.389	1:31.925	8	34.742	1:31.999	8	36.142	1:31.356	8	38.260	1:31.716
8	30.544	1:32.091	91	33.163	1:32.532	44	36.105	1:32.218	44	36.737	1:30.588	44	38.575	1:31.436
91	30.711	1:42.483	44	33.533	1:32.270	91	37.013	1:33.496	2	45.056	1:32.988	2	48.965	1:33.507
44	31.343	1:32.285	2	38.658	1:33.316	2	42.024	1:33.012	91	50.007	1:42.950	91	54.232	1:33.823
2	35.422	1:33.110	66	46.773	1:50.029	66	52.234	1:35.107	66	56.921	1:34.643	66	1:02.196	1:34.873

Weather / Track : Cloudy / Dry

msttiming.com

Page 2 of 3

Snetterton
Circuit Length = 1.9520 miles.
Start: 11:17 End: 11:38

Printed - 11:43 Sunday, 02 April 2006

PlayStation2 Ginetta GT Junior Championship

RACE 5

(contd.)

Lap 11			Lap 12			Lap 13			Lap 14			Lap 15		
No	Behind	Laptime	No	Behind	Laptime	No	Behind	Laptime	No	Behind	Laptime	No	Behind	Laptime
7		1:29.978	7		1:29.992	7		1:29.974	7		1:30.972			
5	6.504	1:30.242	5	6.524	1:30.012	5	6.885	1:30.335	5	5.896	1:29.983			
11	6.696	1:30.207	11	6.782	1:30.078	11	7.209	1:30.401	11	6.334	1:30.097			
4	13.686	1:31.748	4	15.969	1:32.275	4	18.009	1:32.014	4	20.162	1:33.125			
8	39.888	1:31.606	44	42.478	1:32.066	44	44.971	1:32.467	44	47.515	1:33.516			
44	40.404	1:31.807	8	42.837	1:32.941	8	1:00.714	1:47.851	8	1:02.308	1:32.566			
2	51.209	1:32.222	2	54.314	1:33.097	2	1:04.982	1:40.642	2	1:07.720	1:33.710			
66	1:07.185	1:34.967	91	1 LAP	3:15.560P	66	1:16.741	1:34.983	66	1:20.453	1:34.684			
			66	1:11.732	1:34.539	91	1 LAP	1:42.381	91	1 LAP	1:34.104			
									10	30.023	21:40.512			
									19	1 LAP	22:17.680			

Weather / Track : Cloudy / Dry

msttiming.com

Page 3 of 3

Snetterton
Circuit Length = 1.9520 miles.
Start: 11:17 End: 11:38

Printed - 11:43 Sunday, 02 April 2006

PlayStation2 Ginetta GT Junior Championship

RACE CLASSIFICATION - RACE 5

POS	NO	CL	DRIVER	NAT	CAR	TIME	LAPS	GAP	MPH	BEST
1	4		Robert GAFFNEY		Ginetta G20 GT4 Coupe	20:18.923	11		63.41	1:47.384
2	7		Henry SURTEES		Ginetta G20 GT4 Coupe	20:27.982	11	9.059	62.94	1:45.423
3	10		Tom SHARP		Ginetta G20 GT4 Coupe	20:28.445	11	9.522	62.92	20:28.445
4	5		James HARRISON		Ginetta G20 GT4 Coupe	20:30.429	11	11.506	62.82	1:47.107
5	2		Steve TADDEI		Ginetta G20 GT4 Coupe	20:44.375	11	25.452	62.11	1:47.564
6	66		Dominic LAKEMAN-PETT		Ginetta G20 GT4 Coupe	21:47.061	11	1:28.138	59.14	1:49.438
7	44		Michal RZADKIEWICZ		Ginetta G20 GT4 Coupe	21:58.972	11	1:40.049	58.60	1:50.923
8	19		Ashley BIRD		Ginetta G20 GT4 Coupe	21:12.586	10	1 LAP	55.22	21:12.586
NOT CLASSIFIED										
	91		Fergus WALKINSHAW		Ginetta G20 GT4 Coupe	19:28.762	10	D.N.F.	60.12	1:47.161
	8		James JEFFERSON		Ginetta G20 GT4 Coupe	3:56.272	2	D.N.F.	59.48	1:51.167
	11		Jordan WILLIAMS		Ginetta G20 GT4 Coupe	3:58.654	2	D.N.F.	58.89	1:51.918
FASTEST LAP										
	7		Henry SURTEES		Ginetta G20 GT4 Coupe	1:45.423	9	66.65mph		107.27kph

Weather / Track : Cloudy / Dry

These results are provisional until the conclusion of any judicial and technical matters.

Snetterton
Circuit Length = 1.9520 miles.
Start: 17:15 End: 17:36

Clerk of Course:	Stewards:	Timekeeper:
------------------	-----------	-------------

PlayStation2 Ginetta GT Junior Championship

RACE 13

Lap 1			Lap 2			Lap 3			Lap 4			Lap 5		
No	Behind	Laptime	No	Behind	Laptime	No	Behind	Laptime	No	Behind	Laptime	No	Behind	Laptime
4		2:01.466	4		1:53.164	4		1:49.628	4		1:50.512	4		1:49.678
7	2.030	2:03.496	7	0.616	1:51.750	5	8.248	1:50.772	5	8.455	1:50.719	5	8.528	1:49.751
8	3.639	2:05.105	8	1.642	1:51.167	2	9.433	1:52.842	91	17.312	1:52.567	91	14.795	1:47.161
11	5.270	2:06.736	11	4.024	1:51.918	91	15.257	1:55.989	2	27.266	2:08.345	7	25.685	1:46.485
2	6.575	2:08.041	2	6.219	1:52.808	7	18.781	2:07.793	7	28.878	2:00.609	2	27.610	1:50.022
5	7.685	2:09.151	5	7.104	1:52.583	66	27.363	2:01.110	44	42.993	1:56.513	66	53.816	1:49.438
44	8.569	2:10.035	91	8.896	1:51.717	44	36.992	2:16.097	66	54.056	2:17.205	44	1:05.629	2:12.314
91	10.343	2:11.809	44	10.523	1:55.118									
66	14.047	2:15.513	66	15.881	1:54.998									

Weather / Track : Cloudy / Dry

PlayStation2 Ginetta GT Junior Championship

RACE 13

(contd.)

Lap 6			Lap 7			Lap 8			Lap 9			Lap 10		
No	Behind	Laptime	No	Behind	Laptime	No	Behind	Laptime	No	Behind	Laptime	No	Behind	Laptime
4		1:48.797	4		1:48.812	4		1:49.795	4		1:47.384	4		1:48.865
5	8.996	1:49.265	5	9.781	1:49.597	5	8.642	1:48.656	5	14.798	1:53.540	5	13.040	1:47.107
7	23.967	1:47.079	7	22.199	1:47.044	7	18.458	1:46.054	7	16.497	1:45.423	7	13.303	1:45.671
2	28.456	1:49.643	2	29.308	1:49.664	2	27.644	1:48.131	2	27.824	1:47.564	2	27.265	1:48.306
91	28.842	2:02.844	91	30.035	1:50.005	91	29.833	1:49.593	91	35.446	1:52.997	91	1:00.661	2:14.080P
66	1:11.036	2:06.017	66	1:11.829	1:49.605	66	1:14.547	1:52.513	66	1:21.598	1:54.435	66	1:26.240	1:53.507
44	1:12.703	1:55.871	44	1:24.942	2:01.051	44	1:30.058	1:54.911	44	1:34.369	1:51.695	44	1:36.427	1:50.923

Weather / Track : Cloudy / Dry

msttiming.com

Page 2 of 3

Snetterton
Circuit Length = 1.9520 miles.
Start: 17:15 End: 17:36

Printed - 17:43 Sunday, 02 April 2006

PlayStation2 Ginetta GT Junior Championship

RACE 13

(contd.)

Lap 11			Lap 12			Lap 13			Lap 14			Lap 15		
No	Behind	Laptime	No	Behind	Laptime	No	Behind	Laptime	No	Behind	Laptime	No	Behind	Laptime
4		1:50.822												
7	9.059	1:46.578												
5	11.506	1:49.288												
2	25.452	1:49.009												
66	1:28.138	1:52.720												
44	1:40.049	1:54.444												
10	10 LAPS	20:28.445												
10	9.522	20:28.445												
19	1 LAP	21:12.586												

Weather / Track : Cloudy / Dry

Mini Se7en/Miglia Testing

FREE PRACTICE

POS	NO	CL	DRIVER	NAT	CAR	TIME	LAPS	GAP	MPH
1	2	MI	Kelly ROGERS		Vickers Mini	1:24.564	9		83.09
2	21	MI	James HALL		Mini Miglia	1:24.980	2	0.416	82.69
3	3	MI	Bill SOLLIS		Bill Built Mini	1:25.130	10	0.566	82.54
4	83	MI	Colin PEACOCK		Mini Miglia	1:26.264	5	1.700	81.46
5	6	MI	Mark SIMS		Mini Miglia	1:26.614	10	2.050	81.13
6	69	MI	Tony LE-MAY		Mini Miglia	1:26.900	3	2.336	80.86
7	15	MI	Gordan POCOCK		Mini Miglia	1:29.081	5	4.517	78.88
8	753	S7	Niven BURGE		Mini Se7en	1:29.217	3	4.653	78.76
9	28	MI	Phil LEE		Mini Miglia	1:30.309	3	5.745	77.81
10	705	S7	Kane ASTIN		Mini Seven	1:31.194	7	6.630	77.05
11	46	MI	Stuart THOMAS		Mini Miglia	1:31.345	2	6.781	76.93
12	9	MI	Sarah MUNNS		Mini Miglia	1:31.821	3	7.257	76.53
13	10	MI	Phil RUDGE		Mini Miglia	1:32.286	8	7.722	76.14
14	34	MI	Keith ALLINGTON		Mini Miglia	1:32.475	9	7.911	75.99
15	33	MI	Paul BAIRD		Mini Miglia	1:32.494	9	7.930	75.97
16	746	S7	Max HUNTER		Mini	1:32.629	9	8.065	75.86
17	7	MI	Ralph SAUNDERS		Mini Miglia	1:33.384	4	8.820	75.25
18	771	S7	Dick HUNTER		Mini Seven	1:33.764	8	9.200	74.94
19	711	S7	Andy BURGE		Mini 7	1:33.855	8	9.291	74.87
20	703	S7	Geoff LETTS		Rover Mini	1:33.893	5	9.329	74.84
21	708	S7	Damon ASTIN		Mini Seven	1:35.051	5	10.487	73.93
22	798	S7	Mark SMITH		Rightline Mini Vickers Seven	1:35.264	7	10.700	73.76
23	13	MI	Phil HARVEY		Motley Mini	1:35.404	8	10.840	73.65
24	724	S7	James BOWERS COULSON		Mini 7	1:36.817	7	12.253	72.58
25	782	S7	Andrew RUTHVEN		Mini Se7en	1:38.973	6	14.409	71.00
26	739	S7	Andy MILLER		Mini 7	1:39.408	9	14.844	70.69
27	720	S7	Darren THOMAS		Mini 7	1:40.190	9	15.626	70.13
28	77	S7	Tristen KNIGHT		Mini 7	1:40.245	7	15.681	70.10
29	702	S7	Andrew DEVINY		Mini Se7en	1:41.227	3	16.663	69.42
30	734	S7	Anthony TOWEY		Mini	1:41.601	3	17.037	69.16
31	722	S7	Graeme DAVIS		Mini Se7en	1:44.014	2	19.450	67.56
32	24	S7	James COULSON		Mini Se7en	19:01.333	1	17:36.769	6.15

Weather / Track : Cloudy / Wet

These results are provisional until the conclusion of any judicial and technical matters.

Snetterton

Circuit Length = 1.9520 miles.

Start: 11:36 End: 11:53

Clerk of Course:	Stewards:	Timekeeper:
------------------	-----------	-------------

Mini Se7en/Miglia Testing

LAP ANALYSIS - FREE PRACTICE

2	Kelly ROGERS	Vickers Mini
1 - X:00.000	6 - 1:25.110	
2 - 1:31.309	7 - 3:57.036	
3 - 1:27.753	8 - 1:57.906	
4 - 1:28.521	9 - 1:26.350	
5 - 1:24.564		
3	Bill SOLLIS	Bill Built Mini
1 - X:00.000	6 - 1:26.814	
2 - 1:37.543	7 - 1:26.225	
3 - 1:29.480	8 - 1:25.130	
4 - 1:29.302	9 - 1:26.460	
5 - 1:27.424	10 - 1:25.299	
6	Mark SIMS	Mini Miglia
1 - X:00.000	6 - 1:27.758	
2 - 1:34.693	7 - 1:27.167	
3 - 1:30.014	8 - 1:27.645	
4 - 1:28.479	9 - 1:26.614	
5 - 1:30.583	10 - 1:27.317	
7	Ralph SAUNDERS	Mini Miglia
1 - X:00.000		
2 - 1:33.384		
3 - X:00.000		
4 - 1:37.887		
9	Sarah MUNNS	Mini Miglia
1 - 9:54.475		
2 - 1:34.718		
3 - 1:31.821		
10	Phil RUDGE	Mini Miglia
1 - X:00.000	6 - 1:36.992	
2 - 1:44.815	7 - 4:59.419	
3 - 1:34.295	8 - 1:37.061	
4 - 1:32.286		
5 - 1:36.166		
13	Phil HARVEY	Motley Mini
1 - X:00.000	6 - 1:35.404	
2 - 1:40.863	7 - 1:35.593	
3 - 1:39.009	8 - 1:35.716	
4 - 1:39.168		
5 - 1:36.522		

Weather / Track : Cloudy / Wet

Mini Se7en/Miglia Testing

LAP ANALYSIS - FREE PRACTICE

(contd.)

15	Gordan POCOCK	Mini Miglia
1 - X:00.000 2 - 5:19.009 3 - 1:30.979 4 - 1:29.081 5 - 1:29.134		
21	James HALL	Mini Miglia
1 - X:00.000 2 - 1:24.980		
24	James COULSON	Mini Se7en
1 - X:00.000		
28	Phil LEE	Mini Miglia
1 - X:00.000 2 - 1:30.309 3 - 1:27.586P		
33	Paul BAIRD	Mini Miglia
1 - X:00.000 6 - 1:34.428 2 - 1:51.595 7 - 1:35.015 3 - 1:37.668 8 - 1:33.549 4 - 1:32.494 9 - 1:34.330 5 - 1:33.245		
34	Keith ALLINGTON	Mini Miglia
1 - X:00.000 6 - 1:34.123 2 - 1:41.987 7 - 1:34.419 3 - 2:26.694 8 - 1:32.475 4 - 1:40.672 9 - 1:33.925 5 - 1:38.098		
46	Stuart THOMAS	Mini Miglia
1 - X:00.000 2 - 1:31.345		

Weather / Track : Cloudy / Wet

msttiming.com

Page 2 of 5

Snetterton
 Circuit Length = 1.9520 miles.
 Start: 11:36 End: 11:53
 Printed - 11:55 Saturday, 01 April 2006

Mini Se7en/Miglia Testing

LAP ANALYSIS - FREE PRACTICE

(contd.)

69	Tony LE-MAY	Mini Miglia
1 - X:00.000 2 - 1:28.423 3 - 1:26.900		
77	Tristen KNIGHT	Mini 7
1 - X:00.000 6 - 1:40.926 2 - 1:50.938 7 - 1:40.245 3 - 1:49.240 4 - 1:41.655 5 - 5:57.046		
83	Colin PEACOCK	Mini Miglia
1 - X:00.000 2 - 1:28.631 3 - 1:27.152 4 - 1:27.230 5 - 1:26.264		
702	Andrew DEVINY	Mini Se7en
1 - X:00.000 2 - 1:41.227 3 - 3:23.387		
703	Geoff LETTS	Rover Mini
1 - X:00.000 2 - 5:20.157 3 - 1:33.893 4 - 1:34.159 5 - 1:34.805		
705	Kane ASTIN	Mini Seven
1 - X:00.000 6 - 1:31.194 2 - 1:34.339 7 - 1:36.321 3 - 1:35.084 4 - 1:33.489 5 - 1:36.874		
708	Damon ASTIN	Mini Seven
1 - X:00.000 2 - 1:35.288 3 - 4:33.105 4 - 1:35.051 5 - 1:37.206		

Weather / Track : Cloudy / Wet

Mini Se7en/Miglia Testing

LAP ANALYSIS - FREE PRACTICE

(contd.)

711	Andy BURGE	Mini 7
1 - X:00.000	6 - 1:33.855	
2 - 3:27.835	7 - 1:42.528	
3 - 1:35.906	8 - 1:41.173	
4 - 1:34.964		
5 - 1:33.910		
720	Darren THOMAS	Mini 7
1 - X:00.000	6 - 1:40.190	
2 - 1:51.353	7 - 1:40.384	
3 - 1:46.909	8 - 1:40.571	
4 - 1:41.788	9 - 1:40.781	
5 - 1:41.817		
722	Graeme DAVIS	Mini Se7en
1 - X:00.000		
2 - 1:44.014		
724	James BOWERS COULSON	Mini 7
1 - X:00.000	6 - 1:37.974	
2 - 1:44.340	7 - 1:36.817	
3 - 1:41.902		
4 - 1:38.073		
5 - 4:49.875		
734	Anthony TOWEY	Mini
1 - X:00.000		
2 - 1:41.601		
3 - 1:43.322		
739	Andy MILLER	Mini 7
1 - X:00.000	6 - 1:39.741	
2 - 1:42.201	7 - 1:39.526	
3 - 1:43.805	8 - 1:40.032	
4 - 1:40.694	9 - 1:39.408	
5 - 1:41.418		
746	Max HUNTER	Mini
1 - X:00.000	6 - 1:34.632	
2 - 1:53.963	7 - 1:57.165	
3 - 1:58.394	8 - 1:32.629	
4 - 1:34.152	9 - 1:35.110	
5 - 1:34.449		

Weather / Track : Cloudy / Wet

msttiming.com

Page 4 of 5

Snetterton
Circuit Length = 1.9520 miles.
Start: 11:36 End: 11:53

Printed - 11:55 Saturday, 01 April 2006

Mini Se7en/Miglia Testing

LAP ANALYSIS - FREE PRACTICE

(contd.)

753	Niven BURGE	Mini Se7en
1 - X:00.000 2 - 1:29.217 3 - 1:42.697		
771	Dick HUNTER	Mini Seven
1 - X:00.000 6 - 1:33.764 2 - 1:37.846 7 - 1:34.552 3 - 1:35.858 8 - 1:33.962 4 - 1:35.614 5 - 1:35.878		
782	Andrew RUTHVEN	Mini Se7en
1 - X:00.000 6 - 1:46.489 2 - 1:40.281 3 - 1:39.284 4 - 1:39.951 5 - 1:38.973		
798	Mark SMITH	Rightline Mini Vickers Seven
1 - X:00.000 6 - 1:35.264 2 - 1:41.376 7 - 1:35.848 3 - 1:39.343 4 - 1:37.524 5 - 1:37.510		

Mini Se7en Championship

QUALIFYING - RACE 6

POS	NO	CL	DRIVER	NAT	CAR	TIME	LAPS	GAP	MPH
1	2	S7	Andrew DEVINY		Rover Mini	1:30.208	10		77.90
2	46	S7	Max HUNTER		Mini	1:30.312	10	0.104	77.81
3	1	S7	Paul THOMPSON		Rover Mini	1:30.417	10	0.209	77.72
4	5	S7	Kane ASTIN		Mini Seven	1:30.838	10	0.630	77.36
5	53	S7	Niven BURGE		Mini 7	1:30.898	9	0.690	77.30
6	21	S7	Paul CLARK		Mini	1:30.919	10	0.711	77.29
7	22	S7	Graeme DAVIS		Mini 7	1:31.166	10	0.958	77.08
8	3	S7	Geoff LETTS		Rover Mini	1:31.269	10	1.061	76.99
9	11	S7	Andy BURGE		Mini 7	1:31.827	10	1.619	76.52
10	41	S7	Peter BONAS		Rover Mini	1:32.227	10	2.019	76.19
11	7	S7	Alan LETTS		Mini 7	1:32.351	10	2.143	76.09
12	71	S7	Dick HUNTER		Mini Seven	1:32.354	10	2.146	76.09
13	8	S7	Damon ASTIN		Mini Seven	1:32.974	10	2.766	75.58
14	98	S7	Mark SMITH		Rightline Mini Vickers Seven	1:33.052	7	2.844	75.51
15	24	S7	James BOWERS COULSON		Mini 7	1:33.931	9	3.723	74.81
16	35	S7	Paul SPARK		Rover Seven	1:34.479	9	4.271	74.37
17	50	S7	Ian DEVINY		Rover Mini	1:34.662	10	4.454	74.23
18	82	S7	Andrew RUTHVEN		Mini Se7en	1:34.721	5	4.513	74.18
19	60	S7	Malcolm james KEAT		Mini Seven	1:34.774	10	4.566	74.14
20	15	S7	Steven BAKER		Rover Mini	1:34.790	10	4.582	74.13
21	57	S7	Philip GILLIBRAND		Mini	1:34.946	9	4.738	74.01
22	26	S7	Lee JONES		Mini	1:35.052	9	4.844	73.93
23	39	S7	Andy MILLER		Mini 7	1:36.177	9	5.969	73.06
24	34	S7	Anthony TOWEY		Mini	1:36.384	4	6.176	72.90
25	20	S7	Darren THOMAS		Mini 7	1:36.788	9	6.580	72.60
26	77	S7	Tristen KNIGHT		Mini 7	1:37.659	7	7.451	71.95
27	23	S7	Ricky HORNE		Mini	1:38.939	7	8.731	71.02
28	47	S7	Kelvin EDGAR		Morris Mini	1:43.911	9	13.703	67.62

Cars No transponders: 2/ 11/ 23 50/ 77: Car 41 - 2 transponders fitted

Weather / Track : Cloudy / Dry

These results are provisional until the conclusion of any judicial and technical matters.

Snetterton

Circuit Length = 1.9520 miles.

Start: 15:38 End: 15:54

Clerk of Course:	Stewards:	Timekeeper:
------------------	-----------	-------------

Mini Se7en Championship

LAP ANALYSIS - QUALIFYING - RACE 6

1	Paul THOMPSON	Rover Mini
1 -	2:46.906	6 - 1:30.673
2 -	1:32.212	7 - 1:31.138
3 -	1:31.786	8 - 1:31.404
4 -	1:32.140	9 - 1:30.417
5 -	1:31.249	10 - 1:31.003
2	Andrew DEVINY	Rover Mini
1 -	2:42.478	6 - 1:30.963
2 -	1:31.363	7 - 1:31.373
3 -	1:31.062	8 - 1:30.387
4 -	1:31.482	9 - 1:31.349
5 -	1:30.208	10 - 1:31.705
3	Geoff LETTS	Rover Mini
1 -	3:13.326	6 - 1:31.952
2 -	1:31.978	7 - 1:31.405
3 -	1:33.546	8 - 1:31.269
4 -	1:32.024	9 - 1:31.693
5 -	1:32.932	10 - 1:39.244
5	Kane ASTIN	Mini Seven
1 -	2:48.146	6 - 1:31.476
2 -	1:31.913	7 - 1:31.755
3 -	1:31.261	8 - 1:30.838
4 -	1:31.634	9 - 1:30.963
5 -	1:33.008	10 - 1:32.586
7	Alan LETTS	Mini 7
1 -	3:15.304	6 - 1:33.692
2 -	1:35.208	7 - 1:32.910
3 -	1:34.632	8 - 1:32.351
4 -	1:33.671	9 - 1:33.327
5 -	1:34.318	10 - 1:34.505
8	Damon ASTIN	Mini Seven
1 -	3:09.184	6 - 1:33.328
2 -	1:34.512	7 - 1:32.974
3 -	1:35.638	8 - 1:33.234
4 -	1:33.510	9 - 1:41.630
5 -	1:33.319	10 - 1:34.195
11	Andy BURGE	Mini 7
1 -	3:19.980	6 - 1:31.955
2 -	1:35.329	7 - 1:31.827
3 -	1:32.951	8 - 1:32.622
4 -	1:33.210	9 - 1:34.765
5 -	1:33.616	10 - 1:39.043

Cars No transponders: 2/ 11/ 23 50/ 77: Car 41 - 2 transponders fitted
Weather / Track : Cloudy / Dry

Mini Se7en Championship

LAP ANALYSIS - QUALIFYING - RACE 6

(contd.)

15	Steven BAKER	Rover Mini
1 -	3:13.869	6 - 1:35.939
2 -	1:38.080	7 - 1:34.790
3 -	1:36.231	8 - 1:34.993
4 -	1:34.941	9 - 1:36.047
5 -	1:35.951	10 - 1:35.345
20	Darren THOMAS	Mini 7
1 -	3:37.840	6 - 1:37.732
2 -	1:39.429	7 - 1:37.972
3 -	1:38.434	8 - 1:36.788
4 -	1:38.311	9 - 1:37.656
5 -	1:39.857	
21	Paul CLARK	Mini
1 -	3:32.117	6 - 1:34.196
2 -	1:33.151	7 - 1:31.351
3 -	1:33.566	8 - 1:31.755
4 -	1:32.148	9 - 1:33.711
5 -	1:30.919	10 - 1:33.306
22	Graeme DAVIS	Mini 7
1 -	3:34.013	6 - 1:32.100
2 -	1:32.819	7 - 1:31.807
3 -	1:32.823	8 - 1:32.386
4 -	1:31.987	9 - 1:34.636
5 -	1:31.166	10 - 1:31.764
23	Ricky HORNE	Mini
1 -	3:48.616	6 - 1:38.939
2 -	1:44.729	7 - 1:38.971
3 -	1:42.406	
4 -	4:20.817	
5 -	1:40.176	
24	James BOWERS COULSON	Mini 7
1 -	3:25.007	6 - 1:33.931
2 -	1:36.825	7 - 1:33.994
3 -	1:38.811	8 - 1:38.226
4 -	1:35.376	9 - 1:35.197
5 -	1:34.057	
26	Lee JONES	Mini
1 -	3:50.847	6 - 1:37.421
2 -	1:40.103	7 - 1:36.939
3 -	1:39.329	8 - 1:35.052
4 -	1:37.225	9 - 1:36.610
5 -	1:37.420	

Cars No transponders: 2/ 11/ 23 50/ 77: Car 41 - 2 transponders fitted
Weather / Track : Cloudy / Dry

Mini Se7en Championship

LAP ANALYSIS - QUALIFYING - RACE 6

(contd.)

34	Anthony TOWEY	Mini
1 - 3:05.874 2 - 1:37.712 3 - 1:37.712 4 - 1:36.384		
35	Paul SPARK	Rover Seven
1 - 3:38.262 6 - 1:34.756 2 - 1:37.683 7 - 1:34.864 3 - 1:36.578 8 - 1:34.479 4 - 1:35.235 9 - 1:35.931 5 - 1:34.512		
39	Andy MILLER	Mini 7
1 - 3:15.112 6 - 1:36.177 2 - 1:38.946 7 - 1:36.204 3 - 1:40.104 8 - 1:36.879 4 - 1:36.907 9 - 1:36.807 5 - 1:36.662		
41	Peter BONAS	Rover Mini
1 - 3:00.907 6 - 1:35.661 2 - 1:34.939 7 - 1:32.227 3 - 1:35.079 8 - 1:32.555 4 - 1:35.016 9 - 1:34.007 5 - 1:40.427 10 - 1:40.841		
46	Max HUNTER	Mini
1 - 2:58.313 6 - 1:30.873 2 - 1:31.671 7 - 1:30.462 3 - 1:31.846 8 - 1:32.877 4 - 1:31.185 9 - 1:30.312 5 - 1:32.109 10 - 1:30.792		
47	Kelvin EDGAR	Morris Mini
1 - 3:12.136 6 - 1:46.256 2 - 1:48.781 7 - 1:51.902 3 - 1:47.468 8 - 1:44.329 4 - 1:44.556 9 - 1:43.911 5 - 1:44.323		
50	Ian DEVINY	Rover Mini
1 - 2:48.266 6 - 1:35.022 2 - 1:42.811 7 - 1:34.753 3 - 1:38.999 8 - 1:34.662 4 - 1:36.545 9 - 1:35.515 5 - 1:37.718 10 - 1:36.558		

Cars No transponders: 2/ 11/ 23 50/ 77: Car 41 - 2 transponders fitted
 Weather / Track : Cloudy / Dry

Mini Se7en Championship

LAP ANALYSIS - QUALIFYING - RACE 6

(contd.)

53	Niven BURGE	Mini 7
1 - 4:15.759	6 - 1:31.739	
2 - 1:32.888	7 - 1:31.634	
3 - 1:32.550	8 - 1:30.898	
4 - 1:31.896	9 - 1:41.505	
5 - 1:32.960		
57	Philip GILLIBRAND	Mini
1 - 3:17.084	6 - 1:38.116	
2 - 1:38.085	7 - 1:35.090	
3 - 1:37.739	8 - 1:45.690	
4 - 1:36.476	9 - 1:38.247	
5 - 1:34.946		
60	Malcolm james KEAT	Mini Seven
1 - 3:06.871	6 - 1:35.621	
2 - 1:38.250	7 - 1:35.534	
3 - 1:37.358	8 - 1:35.790	
4 - 1:36.265	9 - 1:35.169	
5 - 1:36.245	10 - 1:34.774	
71	Dick HUNTER	Mini Seven
1 - 3:11.903	6 - 1:32.487	
2 - 1:32.929	7 - 1:32.354	
3 - 1:33.680	8 - 1:33.254	
4 - 1:32.628	9 - 1:33.348	
5 - 1:33.312	10 - 1:33.112	
77	Tristen KNIGHT	Mini 7
1 - 3:42.102	6 - 1:38.444	
2 - 1:38.614	7 - 5:08.895	
3 - 1:37.669		
4 - 1:37.659		
5 - 1:38.186		
82	Andrew RUTHVEN	Mini Se7en
1 - 3:18.690		
2 - 1:35.797		
3 - 1:34.721		
4 - 1:35.018		
5 - 6:19.008		
98	Mark SMITH	Rightline Mini Vickers Seven
1 - 3:27.455	6 - 1:33.052	
2 - 1:38.848	7 - 1:33.135	
3 - 1:39.093		
4 - 1:37.714		
5 - 5:24.126		

Cars No transponders: 2/ 11/ 23 50/ 77: Car 41 - 2 transponders fitted
Weather / Track : Cloudy / Dry

Mini Se7en Championship

GRID - RACE 6

ROW 14	1:38.939 23 HORNE	1:43.911 47 EDGAR
ROW 13	1:36.788 20 THOMAS	1:37.659 77 KNIGHT
ROW 12	1:36.177 39 MILLER	1:36.384 34 TOWEY
ROW 11	1:34.946 57 GILLIBRAND	1:35.052 26 JONES
ROW 10	1:34.774 60 KEAT	1:34.790 15 BAKER
ROW 9	1:34.662 50 DEVINY	1:34.721 82 RUTHVEN
ROW 8	1:33.931 24 BOWERS COULSON	1:34.479 35 SPARK
ROW 7	1:32.974 8 ASTIN	1:33.052 98 SMITH
ROW 6	1:32.351 7 LETTS	1:32.354 71 HUNTER
ROW 5	1:31.827 11 BURGE	1:32.227 41 BONAS
ROW 4	1:31.166 22 DAVIS	1:31.269 3 LETTS
ROW 3	1:30.898 53 BURGE	1:30.919 21 CLARK
ROW 2	1:30.417 1 THOMPSON	1:30.838 5 ASTIN
ROW 1	1:30.208 2 DEVINY	1:30.312 46 HUNTER
POLE		

Cars No transponders: 2/ 11/ 23 50/ 77: Car 41 - 2 transponders fitted

Weather / Track : Cloudy / Dry

These results are provisional until the conclusion of any judicial and technical matters.

Snetterton

Circuit Length = 1.9520 miles.

Start: 15:38 End: 15:54

Clerk of Course:

Stewards:

Timekeeper:

Mini Se7en Championship

RACE CLASSIFICATION - RACE 6

POS	NO	CL	DRIVER	NAT	CAR	TIME	LAPS	GAP	MPH	BEST
1	46	S7	Max HUNTER		Mini	18:25.910	12		76.25	1:30.426
2	2	S7	Andrew DEVINY		Rover Mini	18:26.706	12	0.796	76.19	1:30.993
3	1	S7	Paul THOMPSON		Rover Mini	18:26.898	12	0.988	76.18	1:30.659
4	3	S7	Geoff LETTS		Rover Mini	18:27.049	12	1.139	76.17	1:30.918
5	53	S7	Niven BURGE		Mini 7	18:27.891	12	1.981	76.11	1:30.054
6	5	S7	Kane ASTIN		Mini Seven	18:30.619	12	4.709	75.92	1:30.759
7	21	S7	Paul CLARK		Mini	18:42.184	12	16.274	75.14	1:30.124
8	8	S7	Damon ASTIN		Mini Seven	18:49.903	12	23.993	74.63	1:31.420
9	22	S7	Graeme DAVIS		Mini 7	18:50.902	12	24.992	74.56	1:32.012
10	41	S7	Peter BONAS		Rover Mini	18:51.603	12	25.693	74.51	1:31.822
11	98	S7	Mark SMITH		Rightline Mini Vickers Seven	18:55.041	12	29.131	74.29	1:31.618
12	35	S7	Paul SPARK		Rover Seven	19:13.120	12	47.210	73.12	1:33.994
13	34	S7	Anthony TOWEY		Mini	19:16.450	12	50.540	72.91	1:33.298
14	15	S7	Steven BAKER		Rover Mini	19:21.504	12	55.594	72.60	1:34.457
15	20	S7	Darren THOMAS		Mini 7	19:40.131	12	1:14.221	71.45	1:35.240
16	77	S7	Tristen KNIGHT		Mini 7	19:44.552	12	1:18.642	71.18	1:35.916
17	23	S7	Ricky HORNE		Mini	19:45.456	12	1:19.546	71.13	1:35.031
18	57	S7	Philip GILLIBRAND		Mini	19:58.012	12	1:32.102	70.38	1:36.099
19	60	S7	Malcolm james KEAT		Mini Seven	19:11.308	11	1 LAP	67.14	1:34.738
20	47	S7	Kelvin EDGAR		Morris Mini	19:23.357	11	1 LAP	66.44	1:43.666
21	71	S7	Dick HUNTER		Mini Seven	18:59.889	10	2 LAPS	61.64	1:32.771

NOT CLASSIFIED

7	S7	Alan LETTS		Mini 7	17:18.836	11	D.N.F.	74.40	1:33.160
39	S7	Andy MILLER		Mini 7	18:06.082	11	D.N.F.	71.17	1:35.460
11	S7	Andy BURGE		Mini 7	14:25.133	9	D.N.F.	73.10	1:32.975
24	S7	James BOWERS COULSON		Mini 7	13:17.728	8	D.N.F.	70.47	1:33.280
50	S7	Ian DEVINY		Rover Mini	7:58.836	5	D.N.F.	73.37	1:32.128

FASTEST LAP

53	S7	Niven BURGE		Mini 7	1:30.054	12	78.03mph	125.58kph
----	----	-------------	--	--------	----------	----	----------	-----------

Weather / Track : Cloudy / Dry

These results are provisional until the conclusion of any judicial and technical matters.

Snetterton

Circuit Length = 1.9520 miles.

Start: 11:50 End: 12:10

Clerk of Course:	Stewards:	Timekeeper:
------------------	-----------	-------------

Mini Se7en Championship

RACE 6

Lap 1			Lap 2			Lap 3			Lap 4			Lap 5		
No	Behind	Laptime	No	Behind	Laptime	No	Behind	Laptime	No	Behind	Laptime	No	Behind	Laptime
46		1:38.430	2		1:31.013	3		1:31.407	2		1:30.993	2		1:31.361
2	0.604	1:39.034	46	0.119	1:31.736	2	0.202	1:33.052	46	0.149	1:30.952	3	0.151	1:31.063
1	0.890	1:39.320	1	0.375	1:31.102	46	0.392	1:33.123	3	0.449	1:31.644	46	0.371	1:31.583
5	1.511	1:39.941	3	1.443	1:31.163	1	0.768	1:33.243	1	0.603	1:31.030	21	1.271	1:31.687
53	1.682	1:40.112	5	1.744	1:31.850	5	1.066	1:32.172	21	0.945	1:30.124	1	1.389	1:32.147
3	1.897	1:40.327	53	2.445	1:32.380	53	1.652	1:32.057	5	1.999	1:32.128	5	1.397	1:30.759
21	2.061	1:40.491	21	4.247	1:33.803	21	2.016	1:30.619	53	2.159	1:31.702	53	2.499	1:31.701
7	3.528	1:41.958	7	5.167	1:33.256	7	5.544	1:33.227	7	7.759	1:33.410	7	9.969	1:33.571
22	5.095	1:43.525	22	6.719	1:33.241	22	6.505	1:32.636	22	7.929	1:32.619	22	10.420	1:33.852
41	8.421	1:46.851	41	10.582	1:33.778	50	11.214	1:33.343	50	12.616	1:32.597	50	13.383	1:32.128
35	8.550	1:46.980	50	10.721	1:33.097	98	12.064	1:32.488	98	13.175	1:32.306	98	14.101	1:32.287
24	9.131	1:47.561	24	12.122	1:34.608	41	12.688	1:34.956	41	13.315	1:31.822	8	15.135	1:31.978
50	9.241	1:47.671	35	12.139	1:35.206	24	13.381	1:34.109	71	2 LAPS	4:36.170P	41	15.151	1:33.197
11	9.499	1:47.929	98	12.426	1:32.810	8	14.293	1:34.445	8	14.518	1:31.420	11	20.015	1:34.416
15	11.092	1:49.522	8	12.698	1:32.814	11	15.180	1:34.719	24	15.466	1:33.280	24	20.096	1:35.991
98	11.233	1:49.663	11	13.311	1:35.429	35	18.371	1:39.082	11	16.960	1:32.975	71	2 LAPS	1:38.692
8	11.501	1:49.931	15	15.850	1:36.375	15	18.922	1:35.922	35	21.659	1:34.483	35	24.292	1:33.994
60	13.512	1:51.942	60	18.129	1:36.234	60	20.428	1:35.149	15	22.788	1:35.061	15	25.884	1:34.457
23	14.186	1:52.616	23	20.091	1:37.522	34	22.944	1:35.295	60	24.238	1:35.005	60	28.080	1:35.203
71	14.542	1:52.972	34	20.499	1:37.055	23	23.610	1:36.369	34	25.942	1:34.193	34	29.050	1:34.469
34	15.061	1:53.491	77	21.325	1:36.613	77	24.826	1:36.351	23	27.446	1:35.031	23	33.206	1:37.121
39	15.536	1:53.966	39	22.139	1:38.220	39	25.804	1:36.515	77	29.718	1:36.087	77	34.273	1:35.916
77	16.329	1:54.759	20	22.962	1:37.448	20	26.820	1:36.708	39	31.057	1:36.448	39	37.071	1:37.375
20	17.131	1:55.561	57	27.500	1:39.421	57	31.923	1:37.273	20	31.689	1:36.064	20	37.123	1:36.795
47	17.680	1:56.110	47	31.566	1:45.503	47	43.427	1:44.711	57	48.685	1:47.957	57	55.477	1:38.153
57	19.696	1:58.126							47	56.824	1:44.592	47	1:10.273	1:44.810

Weather / Track : Cloudy / Dry

Mini Se7en Championship

RACE 6

(contd.)

Lap 6			Lap 7			Lap 8			Lap 9			Lap 10		
No	Behind	Laptime	No	Behind	Laptime	No	Behind	Laptime	No	Behind	Laptime	No	Behind	Laptime
2		1:31.907	2		1:31.171	1		1:31.402	2		1:31.267	2		1:31.100
3	0.167	1:31.923	3	0.098	1:31.102	46	0.165	1:31.394	1	0.447	1:32.602	46	1.216	1:31.497
1	0.504	1:31.022	1	0.209	1:30.876	2	0.888	1:32.499	3	0.682	1:31.581	3	1.683	1:32.101
46	0.914	1:32.450	46	0.382	1:30.639	3	1.256	1:32.769	46	0.819	1:32.809	1	1.804	1:32.457
5	1.779	1:32.289	21	3.061	1:32.322	5	4.044	1:32.430	53	3.727	1:31.672	53	3.640	1:31.013
21	1.910	1:32.546	5	3.225	1:32.617	53	4.210	1:31.861	5	3.996	1:32.107	5	4.235	1:31.339
53	2.254	1:31.662	53	3.960	1:32.877	47	1 LAP	1:45.326	21	7.216	1:32.756	21	9.260	1:33.144
7	12.036	1:33.974	7	14.494	1:33.629	21	6.615	1:35.165	47	1 LAP	1:44.013	8	21.151	1:32.973
22	12.516	1:34.003	22	14.620	1:33.275	22	16.116	1:33.107	22	18.567	1:34.606	98	21.406	1:33.201
98	15.100	1:32.906	8	16.396	1:31.486	7	16.245	1:33.362	8	19.278	1:34.903	7	22.279	1:33.875
8	16.081	1:32.853	98	16.888	1:32.959	8	16.530	1:31.745	98	19.305	1:34.565	41	22.478	1:34.282
41	16.401	1:33.157	41	17.483	1:32.253	98	16.895	1:31.618	41	19.296	1:33.444	22	23.470	1:36.003
11	21.973	1:33.865	11	24.901	1:34.099	41	18.007	1:32.135	7	19.504	1:35.414	71	2 LAPS	1:33.269
24	22.445	1:34.256	24	24.931	1:33.657	71	2 LAPS	1:33.443	71	2 LAPS	1:33.344	47	1 LAP	1:45.865
71	2 LAPS	1:33.115	71	2 LAPS	1:32.771	11	29.556	1:36.266	11	32.836	1:35.435	35	40.467	1:34.282
35	27.332	1:34.947	35	31.346	1:35.185	35	34.780	1:35.045	35	37.285	1:34.660	34	40.755	1:33.298
15	29.894	1:35.917	15	33.904	1:35.181	34	37.248	1:34.594	34	38.557	1:33.464	15	45.295	1:35.649
60	30.911	1:34.738	34	34.265	1:34.269	15	37.695	1:35.402	15	40.746	1:35.206	23	1:03.433	1:37.377
34	31.167	1:34.024	60	34.886	1:35.146	60	47.722	1:44.447	77	56.893	1:37.144	77	1:03.686	1:37.893
23	38.970	1:37.671	77	45.737	1:37.130	23	51.902	1:36.155	23	57.156	1:37.409	20	1:04.343	1:37.064
77	39.778	1:37.412	23	47.358	1:39.559	39	53.081	1:35.460	39	57.664	1:36.738	39	1:04.914	1:38.350
20	43.255	1:38.039	39	49.232	1:36.918	77	51.904	1:37.778	20	58.379	1:36.997	57	1:21.024	1:36.926
39	43.485	1:38.321	20	49.908	1:37.824	20	53.537	1:35.240	60	1:11.954	1:56.387			
57	1:00.603	1:37.033	57	1:05.531	1:36.099	24	57.586	2:04.266P	57	1:15.198	1:36.947			
47	1:22.032	1:43.666				57	1:10.406	1:36.486						

Weather / Track : Cloudy / Dry

Mini Se7en Championship

RACE 6

(contd.)

Lap 11			Lap 12			Lap 13			Lap 14			Lap 15		
No	Behind	Laptime	No	Behind	Laptime	No	Behind	Laptime	No	Behind	Laptime	No	Behind	Laptime
2		1:31.137	46		1:30.426									
46	0.950	1:30.871	2	0.796	1:32.172									
3	1.597	1:31.051	1	0.988	1:30.659									
1	1.705	1:31.038	3	1.139	1:30.918									
53	3.303	1:30.800	53	1.981	1:30.054									
5	4.583	1:31.485	5	4.709	1:31.502									
21	10.924	1:32.801	21	16.274	1:36.726									
60	1 LAP	2:03.307	8	23.993	1:31.916									
8	23.453	1:33.439	22	24.992	1:32.023									
7	24.302	1:33.160	41	25.693	1:32.747									
22	24.345	1:32.012	98	29.131	1:32.649									
41	24.322	1:32.981	71	2 LAPS	1:33.158									
98	27.858	1:37.589	60	1 LAP	2:03.750									
71	2 LAPS	1:32.955	35	47.210	1:34.789									
35	43.797	1:34.467	34	50.540	1:36.142									
47	1 LAP	1:45.022	15	55.594	1:36.811									
34	45.774	1:36.156	47	1 LAP	1:43.739									
15	50.159	1:36.001	20	1:14.221	1:36.226									
20	1:09.371	1:36.165	77	1:18.642	1:39.203									
77	1:10.815	1:38.266	23	1:19.546	1:39.868									
23	1:11.054	1:38.758	57	1:32.102	1:36.672									
39	1:11.548	1:37.771												
57	1:26.806	1:36.919												

Weather / Track : Cloudy / Dry

Matador Powertec Radical Challenge

QUALIFYING - RACE 1

POS	NO	CL	DRIVER	NAT	CAR	TIME	LAPS	GAP	MPH
1	33	PO	Dominic LESNIEWSKI		Radical Prosport	1:10.550	10		99.60
2	59	PO	Paul THOMAS		Radical Prosport	1:10.755	10	0.205	99.31
3	44	PO	Duncan WILLIAMS		Radical Prosport	1:11.325	10	0.775	98.52
4	36	PO	Tim JONES		Radical Prosport	1:12.617	10	2.067	96.77
5	1	PO	Shaun MIDDLETON		Radical Prosport	1:13.058	12	2.508	96.18
6	21	CL	Phil WAITE		Radical Clubsport	1:14.356	10	3.806	94.50
7	10	PO	Jon ALI		Radical Prosport	1:15.061	10	4.511	93.62
8	77	PO	Mark SUTTERBY		Radical Prosport	1:15.162	6	4.612	93.49
9	93	CL	Marvin MA		Radical Clubsport	1:15.635	10	5.085	92.90
10	7	PO	Glen STOKES		Radical Prosport	1:15.842	12	5.292	92.65
11	95	CL	Richard STABLES		Radical Clubsport	1:19.088	11	8.538	88.85
12	25	CL	Andrew HARWOOD		Radical Clubsport	1:21.183	9	10.633	86.56
13	11	CL	Neil HOPKINS		Radical Clubsport	2:31.272	3	1:20.722	46.45

Car 7 - please check transponders - not working

Weather / Track : Cloudy / Dry

These results are provisional until the conclusion of any judicial and technical matters.

Snetterton

Circuit Length = 1.9520 miles.

Start: 12:00 End: 12:15

Clerk of Course:	Stewards:	Timekeeper:
------------------	-----------	-------------

Matador Powertec Radical Challenge

LAP ANALYSIS - QUALIFYING - RACE 1

1	Shaun MIDDLETON	Radical Prosport
1 -	4:35.237	6 - 1:13.702
2 -	1:22.963	7 - 1:13.386
3 -	1:21.659	8 - 1:13.058
4 -	1:15.212	9 - 1:17.245
5 -	1:14.258	10 - 1:15.322
7	Glen STOKES	Radical Prosport
1 -	4:35.720	6 - 1:17.904
2 -	1:22.618	7 - 1:17.893
3 -	1:20.036	8 - 1:17.224
4 -	1:18.529	9 - 1:16.637
5 -	1:19.814	10 - 1:17.219
10	Jon ALI	Radical Prosport
1 -	4:37.595	6 - 1:15.712
2 -	1:22.086	7 - 4:00.144
3 -	1:20.840	8 - 1:15.353
4 -	1:16.665	9 - 1:15.061
5 -	1:16.784	10 - 1:16.050
11	Neil HOPKINS	Radical Clubsport
1 -	X:00.000	
2 -	2:36.553	
3 -	2:31.272	
21	Phil WAITE	Radical Clubsport
1 -	4:28.953	6 - 1:14.356
2 -	1:17.500	7 - 1:17.479
3 -	1:15.100	8 - 4:34.593
4 -	1:16.088	9 - 1:14.677
5 -	1:14.447	10 - 1:15.777
25	Andrew HARWOOD	Radical Clubsport
1 -	4:51.949	6 - 3:42.796
2 -	1:29.137	7 - 1:38.124
3 -	1:26.287	8 - 1:21.183
4 -	1:24.588	9 - 1:21.212
5 -	1:23.541	
33	Dominic LESNIEWSKI	Radical Prosport
1 -	4:43.712	6 - 1:12.715
2 -	1:14.815	7 - 1:10.550
3 -	1:16.222	8 - 4:35.846
4 -	1:11.231	9 - 1:10.796
5 -	1:12.177	10 - 1:12.843

Car 7 - please check transponders - not working
Weather / Track : Cloudy / Dry

Matador Powertec Radical Challenge

LAP ANALYSIS - QUALIFYING - RACE 1


(contd.)

36	Tim JONES	Radical Prosport	
1 -	4:47.063	6 - 1:14.298	
2 -	1:19.755	7 - 1:15.283	
3 -	1:16.279	8 - 3:22.396	
4 -	1:14.697	9 - 1:14.113	
5 -	1:18.298	10 - 1:12.617	
44	Duncan WILLIAMS	Radical Prosport	
1 -	4:45.613	6 - 1:12.123	
2 -	1:16.050	7 - 1:12.041	
3 -	1:15.607	8 - 3:21.466	
4 -	1:14.775	9 - 1:11.555	
5 -	1:12.260	10 - 1:11.325	
59	Paul THOMAS	Radical Prosport	
1 -	4:44.583	6 - 3:29.461	
2 -	1:15.331	7 - 1:11.204	
3 -	1:16.921	8 - 1:19.933	
4 -	1:12.023	9 - 1:11.311	
5 -	1:11.732	10 - 1:10.755	
77	Mark SUTTERBY	Radical Prosport	
1 -	5:02.206	6 - 1:15.162	
2 -	1:23.074		
3 -	1:21.032		
4 -	1:19.633		
5 -	3:30.442		
93	Marvin MA	Radical Clubsport	
1 -	4:58.681	6 - 1:17.901	
2 -	1:26.624	7 - 1:15.635	
3 -	1:24.903	8 - 1:29.491	
4 -	3:14.248	9 - 1:16.167	
5 -	1:18.663	10 - 1:27.276	
95	Richard STABLES	Radical Clubsport	
1 -	4:45.022	6 - 1:21.575	11 - 1:22.954
2 -	1:28.663	7 - 1:19.088	
3 -	1:24.107	8 - 1:19.517	
4 -	1:21.227	9 - 1:24.887	
5 -	1:20.674	10 - 1:20.562	

Car 7 - please check transponders - not working
Weather / Track : Cloudy / Dry

Matador Powertec Radical Challenge

GRID - RACE 1

ROW 7	2:31.272 11 HOPKINS	
ROW 6	1:19.088 95 STABLES	1:21.183 25 HARWOOD
ROW 5	1:15.635 93 MA	1:15.842 7 STOKES
ROW 4	1:15.061 10 ALI	1:15.162 77 SUTTERBY
ROW 3	1:13.058 1 MIDDLETON	1:14.356 21 WAITE
ROW 2	1:11.325 44 WILLIAMS	1:12.617 36 JONES
ROW 1	1:10.550 33 LESNIEWSKI	1:10.755 59 THOMAS
POLE		
		

Weather / Track : Cloudy / Dry

These results are provisional until the conclusion of any judicial and technical matters.

Snetterton
Circuit Length = 1.9520 miles.
Start: 12:00 End: 12:15

Clerk of Course:

Stewards:

Timekeeper:

Matador Powertec Radical Challenge

RACE CLASSIFICATION - RACE 1

POS	NO	CL	DRIVER	NAT	CAR	TIME	LAPS	GAP	MPH	BEST
1	33	PO	Dominic LESNIEWSKI		Radical Prosport	14:14.937	12		98.63	1:10.292
2	44	PO	Duncan WILLIAMS		Radical Prosport	14:18.957	12	4.020	98.17	1:10.427
3	59	PO	Paul THOMAS		Radical Prosport	14:40.819	12	25.882	95.73	1:10.296
4	1	PO	Shaun MIDDLETON		Radical Prosport	14:44.226	12	29.289	95.36	1:11.658
5	21	CL	Phil WAITE		Radical Clubsport	14:51.575	12	36.638	94.58	1:12.496
6	10	PO	Jon ALI		Radical Prosport	15:07.024	12	52.087	92.97	1:14.182
7	7	PO	Glen STOKES		Radical Prosport	15:10.613	12	55.676	92.60	1:14.622
8	93	CL	Marvin MA		Radical Clubsport	15:11.399	12	56.462	92.52	1:13.964
9	95	CL	Richard STABLES		Radical Clubsport	14:23.675	11	1 LAP	89.50	1:16.761
10	25	CL	Andrew HARWOOD		Radical Clubsport	14:31.348	11	1 LAP	88.71	1:16.939
11	23	CL	Simon TILLING		Radical Clubsport	14:32.935	11	1 LAP	88.55	1:15.776
12	11	CL	Neil HOPKINS		Radical Clubsport	14:17.140	10	2 LAPS	81.98	1:21.316
NOT CLASSIFIED										
36	PO	Tim JONES		Radical Prosport		13:38.981	11	D.N.F.	94.38	1:13.109
77	PO	Mark SUTTERBY		Radical Prosport		5:14.572	4	D.N.F.	89.35	1:13.217
FASTEST LAP										
33	PO	Dominic LESNIEWSKI		Radical Prosport		1:10.292	2	99.97mph	160.88kph	
21	CL	Phil WAITE		Radical Clubsport		1:12.496	6	96.93mph	155.99kph	

Weather / Track : Cloudy / Dry

These results are provisional until the conclusion of any judicial and technical matters.

Snetterton
Circuit Length = 1.9520 miles.
Start: 17:03 End: 17:17

Clerk of Course:	Stewards:	Timekeeper:
------------------	-----------	-------------

Matador Powertec Radical Challenge

RACE 1

Lap 1			Lap 2			Lap 3			Lap 4			Lap 5		
No	Behind	Laptime	No	Behind	Laptime	No	Behind	Laptime	No	Behind	Laptime	No	Behind	Laptime
33		1:16.739	33		1:10.292	33		1:10.954	33		1:11.364	33		1:10.481
44	1.294	1:18.033	44	2.568	1:11.566	44	3.036	1:11.422	44	2.645	1:10.973	44	2.891	1:10.727
21	4.020	1:20.759	59	6.779	1:12.967	59	7.834	1:12.009	59	7.830	1:11.360	59	8.391	1:11.042
59	4.104	1:20.843	21	8.487	1:14.759	36	11.896	1:13.302	36	13.641	1:13.109	1	16.543	1:12.033
10	5.915	1:22.654	36	9.548	1:13.728	21	12.100	1:14.567	21	14.739	1:14.003	36	16.551	1:13.391
36	6.112	1:22.851	1	10.018	1:13.401	1	12.398	1:13.334	1	14.991	1:13.957	21	17.437	1:13.179
1	6.909	1:23.648	10	11.333	1:15.710	10	15.214	1:14.835	10	18.729	1:14.879	10	23.584	1:15.336
7	6.919	1:23.658	7	11.792	1:15.165	7	15.971	1:15.133	7	19.229	1:14.622	7	23.942	1:15.194
93	10.284	1:27.023	93	15.417	1:15.425	93	19.670	1:15.207	93	23.375	1:15.069	93	28.519	1:15.625
23	11.881	1:28.620	77	19.513	1:17.714	77	23.370	1:14.811	77	25.223	1:13.217	23	40.123	1:16.856
95	11.903	1:28.642	95	20.450	1:18.839	95	27.446	1:17.950	23	33.748	1:17.222	95	41.548	1:17.858
77	12.091	1:28.830	23	21.013	1:19.424	23	27.890	1:17.831	95	34.171	1:18.089	25	46.417	1:17.827
25	13.665	1:30.404	25	23.695	1:20.322	25	31.647	1:18.906	25	39.071	1:18.788			
11	22.626	1:39.365	11	38.844	1:26.510	11	53.900	1:26.010	11	1:06.777	1:24.241			

Weather / Track : Cloudy / Dry

Matador Powertec Radical Challenge

RACE 1

(contd.)

Lap 6			Lap 7			Lap 8			Lap 9			Lap 10		
No	Behind	Laptime	No	Behind	Laptime	No	Behind	Laptime	No	Behind	Laptime	No	Behind	Laptime
33		1:11.268	33		1:10.647	33		1:10.595	33		1:10.465	33		1:10.878
44	3.375	1:11.752	44	3.364	1:10.636	44	3.387	1:10.618	44	3.655	1:10.733	25	1 LAP	1:17.921
59	8.414	1:11.291	59	8.307	1:10.540	59	8.548	1:10.836	59	8.511	1:10.428	44	3.204	1:10.427
11	1 LAP	1:26.264	1	19.676	1:13.390	1	21.260	1:12.179	1	24.150	1:13.355	59	7.929	1:10.296
1	16.933	1:11.658	36	22.680	1:14.931	21	25.705	1:13.558	21	28.793	1:13.553	1	25.966	1:12.694
36	18.396	1:13.113	21	22.742	1:14.724	36	26.047	1:13.962	36	29.143	1:13.561	21	31.321	1:13.406
21	18.665	1:12.496	11	1 LAP	1:23.860	11	1 LAP	1:21.917	10	40.147	1:14.502	36	31.795	1:13.530
10	27.226	1:14.910	10	31.628	1:15.049	10	36.110	1:15.077	7	41.244	1:15.043	10	43.451	1:14.182
7	27.676	1:15.002	7	32.123	1:15.094	7	36.666	1:15.138	93	44.088	1:14.143	7	45.217	1:14.851
93	32.501	1:15.250	93	36.550	1:14.696	93	40.410	1:14.455	11	1 LAP	1:24.677	93	47.296	1:14.086
23	44.865	1:16.010	23	50.476	1:16.258	23	56.065	1:16.184	23	1:01.376	1:15.776	11	1 LAP	1:21.316
95	47.774	1:17.494	95	54.239	1:17.112	95	1:00.676	1:17.032	95	1:06.972	1:16.761			
25	52.620	1:17.471	25	58.912	1:16.939	25	1:05.287	1:16.970						

Weather / Track : Cloudy / Dry

Matador Powertec Radical Challenge

RACE 1

(contd.)

Lap 11			Lap 12			Lap 13			Lap 14			Lap 15		
No	Behind	Laptime	No	Behind	Laptime	No	Behind	Laptime	No	Behind	Laptime	No	Behind	Laptime
33		1:10.923	33		1:10.331									
95	1 LAP	1:17.026	11	2 LAPS	1:22.980									
44	3.011	1:10.730	44	4.020	1:11.340									
25	1 LAP	1:17.850	95	1 LAP	1:16.872									
23	1 LAP	1:31.628	25	1 LAP	1:17.950									
59	20.566	1:23.560	23	1 LAP	1:17.126									
1	27.724	1:12.681	59	25.882	1:15.647									
21	33.934	1:13.536	1	29.289	1:11.896									
36	34.375	1:13.503	21	36.638	1:13.035									
10	47.232	1:14.704	10	52.087	1:15.186									
7	49.511	1:15.217	7	55.676	1:16.496									
93	52.829	1:16.456	93	56.462	1:13.964									

Weather / Track : Cloudy / Dry

msttiming.com

Page 3 of 3

Snetterton
Circuit Length = 1.9520 miles.
Start: 17:03 End: 17:17

Printed - 17:20 Saturday, 01 April 2006

York Fitness Post Historic Touring Car Champions

QUALIFYING - RACE 7

POS	NO	CL	DRIVER	NAT	CAR	TIME	LAPS	GAP	MPH
1	55	A	David HOWARD		Jaguar XJ12	1:25.072	10		82.60
2	45	A	Jim UTTING		Ford Mustang 289	1:26.446	10	1.374	81.29
3	4	C	Mark LUCOCK		Ford Escort MK1 RS2000	1:26.681	10	1.609	81.07
4	30	C	Dave NIXON		Mazda RX3 Coupe	1:27.473	10	2.401	80.33
5	1	C	Stephen PRIMETT		Ford Escort	1:27.803	7	2.731	80.03
6	2	C	Jason CHRISTIE		Ford Escort RS	1:28.075	10	3.003	79.78
7	21	C	John WRIGHT		Ford Escort	1:28.908	10	3.836	79.03
8	49	C	Mark OSBORNE		Triumph Dolomite Sprint	1:30.070	8	4.998	78.01
9	50	E	Steven YOUNG		BL Mini Clubman	1:30.397	10	5.325	77.73
10	76	B	Neil BRAY		Ford Capri MK1	1:31.187	10	6.115	77.06
11	39	B	Roger BOWMAN		Jaguar MK1 Saloon	1:31.586	10	6.514	76.72
12	53	B	Ian CLARK		Ford Capri	1:32.886	10	7.814	75.65
13	95	C	Len ALLGOOD		Ford Escort RS2000	1:33.120	10	8.048	75.46
14	20	E	Keith CALVER		Morris Mini Clubman 1275GT	1:33.203	10	8.131	75.39
15	26	A	Allan WEYMAN		Chevrolet Camaro Z28	1:34.123	5	9.051	74.66
16	3	D	James david CHRISTIE		Hillman Avenger	1:35.571	9	10.499	73.52
17	75	C	Keneth john SELFE		Triumph Dolomite Sprint	1:35.864	9	10.792	73.30
18	8	D	Nick JONES		Ford Anglia	1:39.695	9	14.623	70.48

Weather / Track : Cloudy / Dry

These results are provisional until the conclusion of any judicial and technical matters.

Snetterton

Circuit Length = 1.9520 miles.

Start: 12:25 End: 12:41

Clerk of Course:

Stewards:

Timekeeper:

York Fitness Post Historic Touring Car Champions

LAP ANALYSIS - QUALIFYING - RACE 7

1	Stephen PRIMETT	Ford Escort
1 -	6:30.263	6 - 1:28.499
2 -	1:30.013	7 - 1:28.646
3 -	5:46.260	
4 -	1:29.043	
5 -	1:27.803	
2	Jason CHRISTIE	Ford Escort RS
1 -	6:31.712	6 - 1:28.075
2 -	1:31.215	7 - 1:29.207
3 -	1:33.334	8 - 1:30.528
4 -	1:30.080	9 - 1:30.369
5 -	1:28.980	10 - 1:29.351
3	James david CHRISTIE	Hillman Avenger
1 -	6:33.237	6 - 1:40.752
2 -	1:35.571	7 - 1:39.808
3 -	1:41.324	8 - 1:37.061
4 -	1:38.707	9 - 1:39.102
5 -	1:37.509	
4	Mark LUCOCK	Ford Escort MK1 RS2000
1 -	6:20.039	6 - 1:29.069
2 -	1:34.242	7 - 1:39.331
3 -	1:33.429	8 - 1:27.270
4 -	1:31.021	9 - 1:30.118
5 -	1:32.447	10 - 1:26.681
8	Nick JONES	Ford Anglia
1 -	6:14.121	6 - 1:41.836
2 -	1:45.997	7 - 1:40.461
3 -	1:47.217	8 - 1:39.905
4 -	1:42.174	9 - 1:39.695
5 -	1:41.254	
20	Keith CALVER	Morris Mini Clubman 1275GT
1 -	6:30.519	6 - 1:37.162
2 -	1:37.231	7 - 1:33.242
3 -	1:34.542	8 - 1:33.203
4 -	1:33.482	9 - 1:33.613
5 -	1:33.772	10 - 1:37.899
21	John WRIGHT	Ford Escort
1 -	6:14.057	6 - 1:32.887
2 -	1:32.564	7 - 1:31.739
3 -	1:32.148	8 - 1:31.107
4 -	1:35.074	9 - 1:30.110
5 -	1:32.974	10 - 1:28.908

Weather / Track : Cloudy / Dry

York Fitness Post Historic Touring Car Champions LAP ANALYSIS - QUALIFYING - RACE 7

(contd.)

26	Allan WEYMAN	Chevrolet Camaro Z28
1 -	6:17.347	
2 -	1:34.123	
3 -	1:39.124	
4 -	1:35.120	
5 -	1:34.541	
30	Dave NIXON	Mazda RX3 Coupe
1 -	6:15.419	6 - 1:30.774
2 -	1:31.771	7 - 1:31.431
3 -	1:35.535	8 - 1:27.763
4 -	1:35.355	9 - 1:27.687
5 -	1:29.186	10 - 1:27.473
39	Roger BOWMAN	Jaguar MK1 Saloon
1 -	6:08.667	6 - 1:33.475
2 -	1:35.062	7 - 1:34.297
3 -	1:34.230	8 - 1:32.029
4 -	1:35.155	9 - 1:32.518
5 -	1:32.813	10 - 1:31.586
45	Jim UTTING	Ford Mustang 289
1 -	6:09.502	6 - 1:27.276
2 -	1:29.561	7 - 1:27.260
3 -	1:27.312	8 - 1:30.079
4 -	1:27.470	9 - 1:28.413
5 -	1:26.446	10 - 1:28.649
49	Mark OSBORNE	Triumph Dolomite Sprint
1 -	8:41.981	6 - 1:31.500
2 -	1:34.430	7 - 1:30.812
3 -	1:31.443	8 - 1:30.070
4 -	1:30.807	
5 -	1:30.412	
50	Steven YOUNG	BL Mini Clubman
1 -	6:32.671	6 - 1:31.582
2 -	1:31.526	7 - 1:32.348
3 -	1:35.868	8 - 1:31.555
4 -	1:33.341	9 - 1:30.575
5 -	1:31.184	10 - 1:30.397
53	Ian CLARK	Ford Capri
1 -	6:13.802	6 - 1:33.802
2 -	1:35.560	7 - 1:33.102
3 -	1:45.912	8 - 1:32.886
4 -	1:34.158	9 - 1:39.488
5 -	1:35.764	10 - 1:35.664

Weather / Track : Cloudy / Dry

msttiming.com

Page 2 of 3

Snetterton
Circuit Length = 1.9520 miles.
Start: 12:25 End: 12:41

Printed - 12:44 Saturday, 01 April 2006

York Fitness Post Historic Touring Car Champions LAP ANALYSIS - QUALIFYING - RACE 7


(contd.)

55	David HOWARD	Jaguar XJ12
1 -	6:31.774	6 - 1:26.374
2 -	1:26.150	7 - 1:25.767
3 -	1:33.752	8 - 1:25.072
4 -	1:26.742	9 - 1:26.071
5 -	1:28.625	10 - 1:27.511
75	Keneth john SELFE	Triumph Dolomite Sprint
1 -	6:37.266	6 - 1:39.824
2 -	1:35.864	7 - 1:40.296
3 -	1:37.954	8 - 1:37.684
4 -	1:39.066	9 - 1:39.176
5 -	1:38.066	
76	Neil BRAY	Ford Capri MK1
1 -	6:36.404	6 - 1:34.516
2 -	1:32.933	7 - 1:32.153
3 -	1:36.519	8 - 1:31.187
4 -	1:32.737	9 - 1:31.676
5 -	1:31.493	10 - 1:31.436
95	Len ALLGOOD	Ford Escort RS2000
1 -	6:21.731	6 - 1:38.165
2 -	1:35.154	7 - 1:33.657
3 -	1:39.156	8 - 1:33.120
4 -	1:36.048	9 - 1:33.493
5 -	1:35.283	10 - 1:33.998

York Fitness Post Historic Touring Car Champions

GRID - RACE 7

ROW 9	1:35.864 75 SELFE	1:39.695 8 JONES
ROW 8	1:34.123 26 WEYMAN	1:35.571 3 CHRISTIE
ROW 7	1:33.120 95 ALLGOOD	1:33.203 20 CALVER
ROW 6	1:31.586 39 BOWMAN	1:32.886 53 CLARK
ROW 5	1:30.397 50 YOUNG	1:31.187 76 BRAY
ROW 4	1:28.908 21 WRIGHT	1:30.070 49 OSBORNE
ROW 3	1:27.803 1 PRIMETT	1:28.075 2 CHRISTIE
ROW 2	1:26.681 4 LUCOCK	1:27.473 30 NIXON
ROW 1	1:25.072 55 HOWARD	1:26.446 45 UTTING
POLE		



Weather / Track : Cloudy / Dry

These results are provisional until the conclusion of any judicial and technical matters.

Snetterton
Circuit Length = 1.9520 miles.
Start: 12:25 End: 12:41

Clerk of Course:

Stewards:

Timekeeper:

York Fitness Post Historic Touring Car Champions

RACE CLASSIFICATION - RACE 7

POS	NO	CL	DRIVER	NAT	CAR	TIME	LAPS	GAP	MPH	BEST
1	55	A	David HOWARD		Jaguar XJ12	17:43.279	12		79.30	1:26.526
2	4	C	Mark LUCOCK		Ford Escort MK1 RS2000	17:44.998	12	1.719	79.18	1:27.207
3	30	C	Dave NIXON		Mazda RX3 Coupe	17:45.141	12	1.862	79.16	1:26.862
4	1	C	Stephen PRIMETT		Ford Escort	17:45.546	12	2.267	79.13	1:27.176
5	2	C	Jason CHRISTIE		Ford Escort RS	18:03.685	12	20.406	77.81	1:28.412
6	21	C	John WRIGHT		Ford Escort	18:08.914	12	25.635	77.44	1:29.027
7	76	B	Neil BRAY		Ford Capri MK1	18:21.242	12	37.963	76.57	1:29.431
8	53	B	Ian CLARK		Ford Capri	18:39.810	12	56.531	75.30	1:30.389
9	39	B	Roger BOWMAN		Jaguar MK1 Saloon	18:47.994	12	1:04.715	74.75	1:30.782
10	95	C	Len ALLGOOD		Ford Escort RS2000	18:51.068	12	1:07.789	74.55	1:32.554
11	3	D	James david CHRISTIE		Hillman Avenger	19:16.824	12	1:33.545	72.89	1:34.129
12	20	E	Keith CALVER		Morris Mini Clubman 1275GT	19:31.924	12	1:48.645	71.95	1:33.257
13	8	D	Nick JONES		Ford Anglia	18:50.768	11	1 LAP	68.36	1:39.715

NOT CLASSIFIED

50	E	Steven YOUNG		BL Mini Clubman	12:28.153	8	D.N.F.	75.14	1:29.811
45	A	Jim UTTING		Ford Mustang 289	7:29.322	5	D.N.F.	78.19	1:27.480
49	C	Mark OSBORNE		Triumph Dolomite Sprint	7:41.694	5	D.N.F.	76.10	1:29.409
75	C	Keneth john SELFE		Triumph Dolomite Sprint	1:48.906	1	D.N.F.	64.52	1:48.906

FASTEST LAP

55	A	David HOWARD		Jaguar XJ12	1:26.526	8	81.21mph	130.70kph
30	C	Dave NIXON		Mazda RX3 Coupe	1:26.862	10	80.90mph	130.19kph
76	B	Neil BRAY		Ford Capri MK1	1:29.431	7	78.57mph	126.45kph
50	E	Steven YOUNG		BL Mini Clubman	1:29.811	5	78.24mph	125.92kph
3	D	James david CHRISTIE		Hillman Avenger	1:34.129	6	74.65mph	120.14kph

Weather / Track : Cloudy / Dry

These results are provisional until the conclusion of any judicial and technical matters.

Snetterton
Circuit Length = 1.9520 miles.
Start: 12:25 End: 12:44

Clerk of Course:	Stewards:	Timekeeper:
------------------	-----------	-------------

York Fitness Post Historic Touring Car Champions

RACE 7

Lap 1			Lap 2			Lap 3			Lap 4			Lap 5		
No	Behind	Laptime	No	Behind	Laptime	No	Behind	Laptime	No	Behind	Laptime	No	Behind	Laptime
45		1:35.601	55		1:27.993	45		1:27.809	55		1:28.190	55		1:27.878
55	0.088	1:35.689	45	0.925	1:29.006	55	0.150	1:28.884	45	1.086	1:29.426	45	0.688	1:27.480
30	1.540	1:37.141	30	1.842	1:28.383	30	1.463	1:28.355	30	1.372	1:28.249	30	1.248	1:27.754
1	2.041	1:37.642	1	2.337	1:28.377	1	1.991	1:28.388	1	2.323	1:28.672	1	1.621	1:27.176
4	2.541	1:38.142	4	2.802	1:28.342	4	2.899	1:28.831	4	2.957	1:28.398	4	2.676	1:27.597
49	4.133	1:39.734	49	6.423	1:30.371	49	7.920	1:30.231	49	8.989	1:29.409	2	11.799	1:30.184
76	4.758	1:40.359	2	6.790	1:30.093	2	8.348	1:30.292	2	9.493	1:29.485	76	13.037	1:29.867
2	4.778	1:40.379	76	7.532	1:30.855	76	9.227	1:30.429	76	11.048	1:30.161	49	13.060	1:31.949
21	5.469	1:41.070	21	8.123	1:30.735	21	9.669	1:30.280	21	11.140	1:29.811	21	13.726	1:30.464
50	5.658	1:41.259	50	9.514	1:31.937	50	10.853	1:30.073	50	12.991	1:30.478	50	14.924	1:29.811
53	6.849	1:42.450	53	10.603	1:31.835	53	13.440	1:31.571	53	16.872	1:31.772	53	21.178	1:32.184
95	7.425	1:43.026	95	12.161	1:32.817	95	16.393	1:32.966	95	20.929	1:32.876	95	26.663	1:33.612
3	10.215	1:45.816	3	17.338	1:35.204	3	23.161	1:34.557	20	28.533	1:33.257	39	35.288	1:33.124
20	10.491	1:46.092	20	17.588	1:35.178	20	23.616	1:34.762	3	29.328	1:34.507	20	37.012	1:36.357
75	13.305	1:48.906	39	23.668	1:33.445	39	27.600	1:32.666	39	30.042	1:30.782	3	37.755	1:36.305
39	18.304	1:53.905	8	41.506	1:39.992	8	53.314	1:40.542	8	1:05.470	1:40.496	8	1:17.658	1:40.066
8	29.595	2:05.196												

Weather / Track : Cloudy / Dry

York Fitness Post Historic Touring Car Champions RACE 7

(contd.)

Lap 6			Lap 7			Lap 8			Lap 9			Lap 10		
No	Behind	Laptime	No	Behind	Laptime	No	Behind	Laptime	No	Behind	Laptime	No	Behind	Laptime
55		1:28.000	55		1:28.163	55		1:26.526	55		1:27.926	55		1:28.107
30	1.899	1:28.651	30	1.082	1:27.346	30	1.996	1:27.440	1	3.187	1:27.902	30	2.072	1:26.862
1	1.965	1:28.344	4	1.568	1:27.222	4	2.468	1:27.426	4	3.224	1:28.682	4	2.866	1:27.749
4	2.509	1:27.833	1	1.689	1:27.887	1	3.211	1:28.048	30	3.317	1:29.247	1	3.085	1:28.005
2	12.211	1:28.412	8	1 LAP	1:40.536	2	14.939	1:28.418	2	15.919	1:28.906	2	17.192	1:29.380
76	16.354	1:31.317	2	13.047	1:28.999	8	1 LAP	1:39.715	21	21.716	1:29.027	21	23.028	1:29.419
21	16.844	1:31.118	76	17.622	1:29.431	21	20.615	1:29.194	76	25.243	1:31.371	76	28.451	1:31.315
50	18.230	1:31.306	21	17.947	1:29.266	76	21.798	1:30.702	8	1 LAP	1:41.354	8	1 LAP	1:40.075
95	33.384	1:34.721	50	27.887	1:37.820	50	36.830	1:35.469	53	47.280	1:32.179	53	50.497	1:31.324
53	33.539	1:40.361	53	37.618	1:32.242	53	43.027	1:31.935	95	50.623	1:33.282	39	56.261	1:33.549
39	39.727	1:32.439	95	39.239	1:34.018	95	45.267	1:32.554	39	50.819	1:30.877	95	57.823	1:35.307
20	43.054	1:34.042	39	42.640	1:31.076	39	47.868	1:31.754	20	1:05.746	1:36.014	20	1:12.581	1:34.942
3	43.884	1:34.129	20	49.162	1:34.271	20	57.658	1:35.022	3	1:09.389	1:35.662	3	1:17.387	1:36.105
			3	52.654	1:36.933	3	1:01.653	1:35.525						

Weather / Track : Cloudy / Dry

msttiming.com

Page 2 of 3

Snetterton
Circuit Length = 1.9520 miles.
Start: 12:25 End: 12:44
Printed - 12:47 Sunday, 02 April 2006

York Fitness Post Historic Touring Car Champions RACE 7

(contd.)

Lap 11			Lap 12			Lap 13			Lap 14			Lap 15		
No	Behind	Laptime	No	Behind	Laptime	No	Behind	Laptime	No	Behind	Laptime	No	Behind	Laptime
55		1:27.592	55		1:28.331									
30	1.963	1:27.483	4	1.719	1:27.569									
4	2.481	1:27.207	30	1.862	1:28.230									
1	2.907	1:27.414	1	2.267	1:27.691									
2	19.122	1:29.522	2	20.406	1:29.615									
21	24.881	1:29.445	21	25.635	1:29.085									
76	32.866	1:32.007	76	37.963	1:33.428									
53	53.294	1:30.389	53	56.531	1:31.568									
8	1 LAP	1:40.611	39	1:04.715	1:32.896									
39	1:00.150	1:31.481	8	1 LAP	1:42.185									
95	1:02.880	1:32.649	95	1:07.789	1:33.240									
20	1:19.211	1:34.222	3	1:33.545	1:36.369									
3	1:25.507	1:35.712	20	1:48.645	1:57.765P									

Weather / Track : Cloudy / Dry

msttiming.com

Page 3 of 3

Snetterton
Circuit Length = 1.9520 miles.
Start: 12:25 End: 12:44

Printed - 12:47 Sunday, 02 April 2006

IBIS Packaging Solutions Classic Group 1 Touring

QUALIFYING - RACE 10

POS	NO	CL	DRIVER	NAT	CAR	TIME	LAPS	GAP	MPH
1	25	A	Brian STEVENS		Jaguar XJS V12	1:24.664	9		83.00
2	55	A	David j HOWARD		Jaguar XJ12	1:26.037	3	1.373	81.67
3	5	B	Mark FOWLER		Ford Capri	1:26.494	10	1.830	81.24
4	12	C	Jack STANFORD		BMW 2002	1:26.677	10	2.013	81.07
5	11	C	Roger STANFORD		BMW 2002	1:26.683	10	2.019	81.06
6	46	C	David HICKTON		Opel Ascona	1:27.862	10	3.198	79.98
7	7	D	Christopher BRAY		Ford Escort	1:28.298	10	3.634	79.58
8	45	A	Andy GILL		Ford Mustang	1:28.388	10	3.724	79.50
9	99	B	Adrian FULLER		Ford Capri S	1:28.497	10	3.833	79.40
10	15	B	Martin WEST		Ford Capri	1:28.530	10	3.866	79.37
11	64	C	Mark CHOLERTON		Ford Escort RS2000	1:28.562	8	3.898	79.34
12	37	C	Matthew IRONS		BMW 323i	1:30.430	10	5.766	77.70
13	21	B	Alan alec HARPER-BOU		Ford Capri	1:30.787	10	6.123	77.40
14	69	B	Richard LANGEVELD		Ford Capri 3.0s	1:30.964	10	6.300	77.25
15	38	B	Roger BOWMAN		Jaguar MK1 Saloon	1:30.967	10	6.303	77.25
16	43	D	Peter NIXON		VW Golf GTI	1:31.578	10	6.914	76.73
17	1	C	Andre SEVERS		Renault 5 Gordini Turbo	1:31.648	9	6.984	76.67
18	4	B	Tim SCOTT-ANDREWS		Rover Vitesse	1:32.106	10	7.442	76.29
19	59	D	Karl WHITWORTH		Volkswagen Golf GTI	1:33.476	10	8.812	75.17
20	48	D	Don HUGHES		Volkswagon Golf GTI	1:34.351	2	9.687	74.47
21	22	D	Keith SMITH		Volkswagen Golf GTI	1:34.803	7	10.139	74.12
22	29	B	Ceila STEVENS		BMW 7 Series	1:36.293	9	11.629	72.97

Weather / Track : Cloudy / Dry

These results are provisional until the conclusion of any judicial and technical matters.

Snetterton

Circuit Length = 1.9520 miles.

Start: 14:05 End: 14:20

Clerk of Course:	Stewards:	Timekeeper:
------------------	-----------	-------------

IBIS Packaging Solutions Classic Group 1 Touring

LAP ANALYSIS - QUALIFYING - RACE 10

1	Andre SEVERS	Renault 5 Gordini Turbo
1 -	8:07.476	6 - 1:52.561
2 -	1:33.104	7 - 1:32.706
3 -	1:31.648	8 - 1:52.546
4 -	1:33.153	9 - 1:32.270
5 -	1:41.414	
4	Tim SCOTT-ANDREWS	Rover Vitesse
1 -	8:10.952	6 - 1:32.183
2 -	1:36.635	7 - 1:32.106
3 -	1:36.356	8 - 1:32.579
4 -	1:35.983	9 - 1:33.084
5 -	1:33.771	10 - 1:34.359
5	Mark FOWLER	Ford Capri
1 -	8:26.753	6 - 1:26.785
2 -	1:29.058	7 - 1:26.641
3 -	1:29.778	8 - 1:26.494
4 -	1:28.348	9 - 1:28.394
5 -	1:27.641	10 - 1:27.239
7	Christopher BRAY	Ford Esort
1 -	8:26.756	6 - 1:29.636
2 -	1:31.564	7 - 1:28.341
3 -	1:29.918	8 - 1:28.745
4 -	1:37.775	9 - 1:30.838
5 -	1:28.298	10 - 1:30.052
11	Roger STANFORD	BMW 2002
1 -	8:30.713	6 - 1:26.683
2 -	1:27.568	7 - 1:26.998
3 -	1:28.628	8 - 1:26.843
4 -	1:50.602	9 - 1:26.720
5 -	1:26.978	10 - 1:27.920
12	Jack STANFORD	BMW 2002
1 -	7:57.320	6 - 1:26.818
2 -	1:27.843	7 - 1:27.092
3 -	1:26.931	8 - 1:27.066
4 -	1:26.677	9 - 1:28.600
5 -	1:26.868	10 - 1:30.123
15	Martin WEST	Ford Capri
1 -	8:01.442	6 - 1:28.530
2 -	1:33.677	7 - 1:28.831
3 -	1:31.046	8 - 1:28.798
4 -	1:29.508	9 - 1:28.764
5 -	1:29.150	10 - 1:29.001

Weather / Track : Cloudy / Dry

IBIS Packaging Solutions Classic Group 1 Touring LAP ANALYSIS - QUALIFYING - RACE 10

(contd.)

21	Alan alec HARPER-BOU	Ford Capri
1 -	8:12.659	6 - 1:30.787
2 -	1:35.963	7 - 1:31.226
3 -	1:34.421	8 - 1:32.121
4 -	1:32.038	9 - 1:31.606
5 -	1:34.897	10 - 1:30.895
22	Keith SMITH	Volkswagen Golf GTI
1 -	8:33.523	6 - 1:37.879
2 -	1:40.568	7 - 1:43.535
3 -	1:34.803	
4 -	1:34.890	
5 -	1:35.546	
25	Brian STEVENS	Jaguar XJS V12
1 -	7:50.027	6 - 1:25.305
2 -	1:26.223	7 - 1:24.664
3 -	1:24.854	8 - 1:25.969
4 -	1:26.749	9 - 1:25.040
5 -	1:25.676	
29	Ceila STEVENS	BMW 7 Series
1 -	8:14.355	6 - 1:36.293
2 -	1:40.517	7 - 1:36.442
3 -	1:39.284	8 - 1:39.811
4 -	1:36.772	9 - 1:37.843
5 -	1:37.260	
37	Matthew IRONS	BMW 323i
1 -	8:12.103	6 - 1:31.139
2 -	1:34.527	7 - 1:30.430
3 -	1:33.646	8 - 1:32.880
4 -	1:32.200	9 - 1:32.634
5 -	1:30.786	10 - 1:31.398
38	Roger BOWMAN	Jaguar MK1 Saloon
1 -	8:17.547	6 - 1:31.178
2 -	1:32.016	7 - 1:30.967
3 -	1:32.107	8 - 1:31.593
4 -	1:31.877	9 - 1:31.088
5 -	1:32.556	10 - 1:40.199
43	Peter NIXON	VW Golf GTI
1 -	8:11.157	6 - 1:32.344
2 -	1:37.750	7 - 1:32.492
3 -	1:39.771	8 - 1:32.667
4 -	1:33.715	9 - 1:31.717
5 -	1:32.557	10 - 1:31.578

Weather / Track : Cloudy / Dry

msttiming.com

Page 2 of 4

Snetterton
Circuit Length = 1.9520 miles.
Start: 14:05 End: 14:20

Printed - 14:25 Saturday, 01 April 2006

IBIS Packaging Solutions Classic Group 1 Touring LAP ANALYSIS - QUALIFYING - RACE 10

(contd.)

45	Andy GILL	Ford Mustang
1 - 8:23.548	6 - 1:28.840	
2 - 1:31.025	7 - 1:28.388	
3 - 1:31.723	8 - 1:28.624	
4 - 1:32.491	9 - 1:28.759	
5 - 1:30.085	10 - 1:29.301	
46	David HICKTON	Opel Ascona
1 - 8:31.557	6 - 1:28.714	
2 - 1:27.862	7 - 1:29.128	
3 - 1:29.564	8 - 1:29.362	
4 - 1:29.716	9 - 1:27.998	
5 - 1:40.935	10 - 1:28.141	
48	Don HUGHES	Volkswagon Golf GTI
1 - 8:16.829		
2 - 1:34.351		
55	David j HOWARD	Jaguar XJ12
1 - 8:24.162		
2 - 1:26.037		
3 - 1:26.812		
59	Karl WHITWORTH	Volkswagen Golf GTI
1 - 7:59.992	6 - 1:37.632	
2 - 1:41.664	7 - 1:33.649	
3 - 1:36.006	8 - 1:33.476	
4 - 1:34.885	9 - 1:34.901	
5 - 1:41.167	10 - 1:33.548	
64	Mark CHOLERTON	Ford Escort RS2000
1 - 8:02.437	6 - 1:28.562	
2 - 1:33.807	7 - 1:29.068	
3 - 1:31.138	8 - 1:30.510	
4 - 1:31.729		
5 - 1:29.290		
69	Richard LANGEVELD	Ford Capri 3.0s
1 - 8:05.671	6 - 1:33.960	
2 - 1:37.446	7 - 1:31.628	
3 - 1:36.119	8 - 1:32.133	
4 - 1:34.221	9 - 1:30.964	
5 - 1:37.759	10 - 1:31.124	

Weather / Track : Cloudy / Dry

msttiming.com

Page 3 of 4

Snetterton
Circuit Length = 1.9520 miles.
Start: 14:05 End: 14:20

Printed - 14:25 Saturday, 01 April 2006

IBIS Packaging Solutions Classic Group 1 Touring LAP ANALYSIS - QUALIFYING - RACE 10

(contd.)

99	Adrian FULLER	Ford Capri S
1 - 8:36.032	6 - 1:28.497	
2 - 1:32.242	7 - 1:31.463	
3 - 1:30.092	8 - 1:30.293	
4 - 1:31.210	9 - 1:29.144	
5 - 1:30.363	10 - 1:29.613	

Weather / Track : Cloudy / Dry

msttiming.com

Page 4 of 4

Snetterton
Circuit Length = 1.9520 miles.
Start: 14:05 End: 14:20
Printed - 14:25 Saturday, 01 April 2006

IBIS Packaging Solutions Classic Group 1 Touring

GRID - RACE 10

ROW 11	1:34.803 22 SMITH	1:36.293 29 STEVENS
ROW 10	1:33.476 59 WHITWORTH	1:34.351 48 HUGHES
ROW 9	1:31.648 1 SEVERS	1:32.106 4 SCOTT-ANDREWS
ROW 8	1:30.967 38 BOWMAN	1:31.578 43 NIXON
ROW 7	1:30.787 21 HARPER-BOU	1:30.964 69 LANGEVELD
ROW 6	1:28.562 64 CHOLERTON	1:30.430 37 IRONS
ROW 5	1:28.497 99 FULLER	1:28.530 15 WEST
ROW 4	1:28.298 7 BRAY	1:28.388 45 GILL
ROW 3	1:26.683 11 STANFORD	1:27.862 46 HICKTON
ROW 2	1:26.494 5 FOWLER	1:26.677 12 STANFORD
ROW 1	1:24.664 25 STEVENS	1:26.037 55 HOWARD
POLE		

Weather / Track : Cloudy / Dry

These results are provisional until the conclusion of any judicial and technical matters.

Snetterton
Circuit Length = 1.9520 miles.
Start: 14:05 End: 14:20

Clerk of Course:

Stewards:

Timekeeper:

IBIS Packaging Solutions Classic Group One Touri

RACE CLASSIFICATION - RACE 10

POS	NO	CL	DRIVER	NAT	CAR	TIME	LAPS	GAP	MPH	BEST
1	55	A	David j HOWARD		Jaguar XJ12	17:18.525	12		81.19	1:25.153
2	11	C	Roger STANFORD		BMW 2002	17:24.444	12	5.919	80.73	1:25.714
3	5	B	Mark FOWLER		Ford Capri	17:24.655	12	6.130	80.72	1:25.609
4	12	C	Jack STANFORD		BMW 2002	17:43.585	12	25.060	79.28	1:26.020
5	45	A	Andy GILL		Ford Mustang	17:53.303	12	34.778	78.56	1:27.747
6	15	B	Martin WEST		Ford Capri	17:54.032	12	35.507	78.51	1:27.577
7	99	B	Adrian FULLER		Ford Capri S	18:08.371	12	49.846	77.47	1:28.853
8	4	B	Tim SCOTT-ANDREWS		Rover Vitesse	18:09.498	12	50.973	77.39	1:28.276
9	48	D	Don HUGHES		Volkswagon Golf GTI	18:10.690	12	52.165	77.31	1:28.759
10	37	C	Matthew IRONS		BMW 323i	18:13.137	12	54.612	77.14	1:28.941
11	21	B	Alan alec HARPER-BOU		Ford Capri	18:14.227	12	55.702	77.06	1:28.788
12	38	B	Roger BOWMAN		Jaguar MK1 Saloon	18:21.214	12	1:02.689	76.57	1:29.140
13	43	D	Peter NIXON		VW Golf GTI	18:56.032	12	1:37.507	74.22	1:30.598
14	29	B	Ceila STEVENS		BMW 7 Series	18:42.017	11	1 LAP	68.89	1:36.378

NOT CLASSIFIED

25	A	Brian STEVENS		Jaguar XJS V12	16:52.220	11	D.N.F.	76.36	1:25.126
1	C	Andre SEVERS		Renault 5 Gordini Turbo	13:59.981	9	D.N.F.	75.29	1:30.834
64	C	Mark CHOLERTON		Ford Escort RS2000	6:25.220	4	D.N.F.	72.96	1:29.201
59	D	Karl WHITWORTH		Volkswagen Golf GTI	6:32.216	4	D.N.F.	71.66	1:32.657
7	D	Christopher BRAY		Ford Escort	4:33.153	3	D.N.F.	77.17	1:27.710
46	C	David HICKTON		Opel Ascona	1:38.526	1	D.N.F.	71.32	1:38.526

FASTEST LAP

25	A	Brian STEVENS		Jaguar XJS V12	1:25.126	8	82.55mph	132.85kph
5	B	Mark FOWLER		Ford Capri	1:25.609	8	82.08mph	132.10kph
11	C	Roger STANFORD		BMW 2002	1:25.714	8	81.98mph	131.94kph
7	D	Christopher BRAY		Ford Escort	1:27.710	2	80.11mph	128.93kph

Weather / Track : Cloudy / Dry

These results are provisional until the conclusion of any judicial and technical matters.

Snetterton
Circuit Length = 1.9520 miles.
Start: 14:50 End: 15:08

Clerk of Course:	Stewards:	Timekeeper:
------------------	-----------	-------------

IBIS Packaging Solutions Classic Group One Touri

RACE 10

Lap 1			Lap 2			Lap 3			Lap 4			Lap 5		
No	Behind	Laptime	No	Behind	Laptime	No	Behind	Laptime	No	Behind	Laptime	No	Behind	Laptime
25		1:31.833	25		1:25.514	25		1:25.645	25		1:25.338	25		1:25.454
55	0.585	1:32.418	55	0.661	1:25.590	55	0.721	1:25.705	55	0.993	1:25.610	55	0.801	1:25.262
5	2.631	1:34.464	5	3.849	1:26.732	5	5.003	1:26.799	5	5.984	1:26.319	5	6.683	1:26.153
11	3.772	1:35.605	11	4.348	1:26.090	11	5.497	1:26.794	11	6.523	1:26.364	11	7.213	1:26.144
12	4.466	1:36.299	12	5.222	1:26.270	12	6.240	1:26.663	12	7.154	1:26.252	12	7.864	1:26.164
7	5.397	1:37.230	7	7.593	1:27.710	7	10.161	1:28.213	45	18.268	1:29.254	45	21.118	1:28.304
45	5.693	1:37.526	45	10.948	1:30.769	45	14.352	1:29.049	15	19.431	1:28.882	15	22.324	1:28.347
46	6.693	1:38.526	15	12.843	1:31.021	15	15.887	1:28.689	99	20.521	1:29.068	99	24.350	1:29.283
15	7.336	1:39.169	99	13.583	1:31.150	99	16.791	1:28.853	48	24.428	1:29.835	48	28.643	1:29.669
99	7.947	1:39.780	64	14.211	1:31.325	64	17.767	1:29.201	37	25.679	1:30.095	37	30.496	1:30.271
64	8.400	1:40.233	37	15.603	1:31.115	48	19.931	1:29.593	21	27.919	1:30.473	4	32.618	1:28.894
37	10.002	1:41.835	48	15.983	1:31.308	37	20.922	1:30.964	4	29.178	1:30.627	21	34.028	1:31.563
48	10.189	1:42.022	21	17.479	1:31.990	21	22.784	1:30.950	38	30.216	1:32.022	38	34.984	1:30.222
21	11.003	1:42.836	38	18.341	1:31.493	38	23.532	1:30.836	1	33.168	1:30.834	1	39.262	1:31.548
38	12.362	1:44.195	4	19.261	1:31.269	4	23.889	1:30.273	64	36.890	1:44.461P	43	44.197	1:31.458
4	13.506	1:45.339	1	21.608	1:33.065	1	27.672	1:31.709	43	38.193	1:31.889			
1	14.057	1:45.890	59	22.243	1:32.657	43	31.642	1:34.201	59	43.886	1:34.620			
59	15.100	1:46.933	43	23.086	1:32.944	59	34.604	1:38.006	29	1:20.777	1:39.568			
43	15.656	1:47.489	29	53.206	1:41.831	29	1:06.547	1:38.986						
29	36.889	2:08.722												

Weather / Track : Cloudy / Dry

IBIS Packaging Solutions Classic Group One Touri

RACE 10

(contd.)

Lap 6			Lap 7			Lap 8			Lap 9			Lap 10		
No	Behind	Laptime	No	Behind	Laptime	No	Behind	Laptime	No	Behind	Laptime	No	Behind	Laptime
25		1:25.819	25		1:25.652	25		1:25.126	25		1:26.155	25		1:26.443
55	0.918	1:25.936	55	0.677	1:25.411	55	0.704	1:25.153	55	0.837	1:26.288	55	0.276	1:25.882
5	7.084	1:26.220	5	8.166	1:26.734	5	8.649	1:25.609	5	8.505	1:26.011	5	7.995	1:25.933
11	7.745	1:26.351	11	8.418	1:26.325	11	9.006	1:25.714	11	8.931	1:26.080	11	8.306	1:25.818
29	1 LAP	1:38.537	12	8.712	1:26.299	12	11.140	1:27.554	12	11.685	1:26.700	12	11.564	1:26.322
12	8.065	1:26.020	29	1 LAP	1:36.999	15	30.016	1:28.033	15	31.721	1:27.860	15	33.643	1:28.365
45	23.951	1:28.652	45	26.608	1:28.309	45	30.322	1:28.840	45	32.895	1:28.728	45	34.199	1:27.747
15	24.661	1:28.156	15	27.109	1:28.100	29	1 LAP	1:38.258	99	40.281	1:29.925	99	43.514	1:29.676
99	28.656	1:30.125	99	32.481	1:29.477	99	36.511	1:29.156	48	44.579	1:30.667	48	47.173	1:29.037
48	32.443	1:29.619	48	35.550	1:28.759	48	40.067	1:29.643	29	1 LAP	1:40.573	4	48.986	1:28.393
37	34.563	1:29.886	37	38.424	1:29.513	37	42.468	1:29.170	4	47.036	1:30.383	37	51.138	1:29.703
4	36.140	1:29.341	4	39.658	1:29.170	4	42.808	1:28.276	37	47.878	1:31.565	21	52.829	1:29.755
21	38.346	1:30.137	21	42.016	1:29.322	21	46.614	1:29.724	21	49.517	1:29.058	38	55.387	1:31.191
38	39.252	1:30.087	38	43.254	1:29.654	38	47.268	1:29.140	38	50.639	1:29.526	29	1 LAP	1:38.359
1	44.625	1:31.182	1	49.958	1:30.985	1	57.348	1:32.516	1	1:03.445	1:32.252	43	1:11.537	1:33.360
43	49.252	1:30.874	43	54.198	1:30.598	43	59.778	1:30.706	43	1:04.620	1:30.997			

Weather / Track : Cloudy / Dry

msttiming.com

Page 2 of 3

Snetterton
 Circuit Length = 1.9520 miles.
 Start: 14:50 End: 15:08
 Printed - 15:12 Sunday, 02 April 2006

**IBIS Packaging Solutions Classic Group One Touri
RACE 10**

(contd.)

Lap 11			Lap 12			Lap 13			Lap 14			Lap 15		
No	Behind	Laptime	No	Behind	Laptime	No	Behind	Laptime	No	Behind	Laptime	No	Behind	Laptime
55		1:27.608	55		1:27.662									
5	7.117	1:27.006	11	5.919	1:26.090									
11	7.491	1:27.069	5	6.130	1:26.675									
12	10.318	1:26.638	12	25.060	1:42.404									
45	34.579	1:28.264	45	34.778	1:27.861									
15	35.592	1:29.833	15	35.507	1:27.577									
99	47.276	1:31.646	99	49.846	1:30.232									
48	48.957	1:29.668	4	50.973	1:28.952									
4	49.683	1:28.581	48	52.165	1:30.870									
37	53.333	1:30.079	37	54.612	1:28.941									
21	53.733	1:28.788	21	55.702	1:29.631									
38	58.615	1:31.112	38	1:02.689	1:31.736									
25	1:01.357	2:29.241P	29	1 LAP	1:43.806									
29	1 LAP	1:36.378	43	1:37.507	1:46.723									
43	1:18.446	1:34.793												

Weather / Track : Cloudy / Dry

Mini Miglia Championship

QUALIFYING - RACE 8

POS	NO	CL	DRIVER	NAT	CAR	TIME	LAPS	GAP	MPH
1	2	MI	Kelly ROGERS		Vickers Mini	1:22.885	4		84.78
2	21	MI	James HALL		Mini Miglia	1:22.928	11	0.043	84.73
3	3	MI	Bill SOLLIS		Bill Built Mini	1:23.275	10	0.390	84.38
4	83	MI	Colin PEACOCK		Mini Miglia	1:23.701	11	0.816	83.95
5	23	MI	Andrew HACK		Mini Miglia	1:23.895	3	1.010	83.76
6	46	MI	Stuart THOMAS		Mini Miglia	1:24.367	9	1.482	83.29
7	69	MI	Tony LE-MAY		Mini Miglia	1:24.562	11	1.677	83.10
8	8	MI	Tim SIMS		Simmini 2005 Mini Miglia	1:24.740	8	1.855	82.92
9	6	MI	Mark SIMS		Mini Miglia	1:24.923	11	2.038	82.74
10	7	MI	Ralph SAUNDERS		Mini Miglia	1:25.264	5	2.379	82.41
11	42	MI	Paul SIMMONDS		Mini Miglia	1:25.935	10	3.050	81.77
12	15	MI	Gordan POCOCK		Mini Miglia	1:26.296	10	3.411	81.43
13	39	MI	Paul WOODBRIDGE		Mini Miglia	1:26.782	8	3.897	80.97
14	28	MI	Phil LEE		Mini Miglia	1:27.390	10	4.505	80.41
15	55	MI	Michael GREEN		Mini Miglia	1:28.252	4	5.367	79.62
16	10	MI	Phil RUDGE		Mini Miglia	1:28.302	4	5.417	79.58
17	33	MI	Paul BAIRD		Mini Miglia	1:29.148	10	6.263	78.82
18	34	MI	Keith ALLINGTON		Mini Miglia	1:29.268	10	6.383	78.72
19	13	MI	Phil HARVEY		Motley Mini	1:29.987	10	7.102	78.09
20	9	MI	Sarah MUNNS		Mini Miglia	1:31.758	5	8.873	76.58

Weather / Track : Cloudy / Dry

These results are provisional until the conclusion of any judicial and technical matters.

Snetterton

Circuit Length = 1.9520 miles.

Start: 16:29 End: 16:45

Clerk of Course:

Stewards:

Timekeeper:

Mini Miglia Championship

LAP ANALYSIS - QUALIFYING - RACE 8

2	Kelly ROGERS	Vickers Mini
1 - 4:15.835 2 - 1:30.821 3 - 1:22.885 4 - 1:26.103		
3	Bill SOLLIS	Bill Built Mini
1 - 4:37.146 6 - 1:33.031 2 - 1:24.278 7 - 1:23.983 3 - 1:26.622 8 - 1:23.602 4 - 1:39.568 9 - 1:23.577 5 - 1:47.540 10 - 1:23.275		
6	Mark SIMS	Mini Miglia
1 - 4:03.804 6 - 1:26.736 11 - 1:25.050 2 - 1:26.690 7 - 1:25.486 3 - 1:24.923 8 - 1:25.722 4 - 1:27.135 9 - 1:35.233 5 - 1:26.485 10 - 1:26.622		
7	Ralph SAUNDERS	Mini Miglia
1 - 4:04.166 2 - 1:25.470 3 - 1:25.264 4 - 1:27.810 5 - 1:28.291		
8	Tim SIMS	Simmini 2005 Mini Miglia
1 - 4:22.199 6 - 1:25.586 2 - 1:35.831 7 - 1:24.740 3 - 1:26.717 8 - 1:24.744 4 - 1:26.818 5 - 1:26.430		
9	Sarah MUNNS	Mini Miglia
1 - 4:41.938 2 - 1:37.569 3 - 1:31.758 4 - 1:33.059 5 - 1:35.432		
10	Phil RUDGE	Mini Miglia
1 - 4:27.497 2 - 1:35.321 3 - 1:28.302 4 - 4:27.176		

Mini Miglia Championship

LAP ANALYSIS - QUALIFYING - RACE 8

(contd.)

13	Phil HARVEY	Motley Mini
1 - 4:44.465	6 - 1:32.069	
2 - 1:32.586	7 - 1:31.041	
3 - 1:32.610	8 - 1:29.987	
4 - 1:32.221	9 - 1:30.423	
5 - 1:33.123	10 - 1:30.170	
15	Gordan POCOCK	Mini Miglia
1 - 4:22.623	6 - 1:27.701	
2 - 1:30.981	7 - 1:26.917	
3 - 1:26.296	8 - 1:32.378	
4 - 1:26.490	9 - 1:27.183	
5 - 1:27.442	10 - 1:26.595	
21	James HALL	Mini Miglia
1 - 4:15.436	6 - 1:23.976	11 - 1:22.928
2 - 1:24.197	7 - 1:23.948	
3 - 1:23.152	8 - 1:23.397	
4 - 1:23.659	9 - 1:26.528	
5 - 1:23.814	10 - 1:23.898	
23	Andrew HACK	Mini Miglia
1 - 3:54.231		
2 - 1:28.539		
3 - 1:23.895		
28	Phil LEE	Mini Miglia
1 - 4:26.894	6 - 1:29.953	
2 - 1:30.242	7 - 1:28.496	
3 - 1:28.282	8 - 1:29.034	
4 - 1:30.232	9 - 1:28.853	
5 - 1:29.239	10 - 1:27.390	
33	Paul BAIRD	Mini Miglia
1 - 4:23.694	6 - 1:29.944	
2 - 1:35.474	7 - 1:29.939	
3 - 1:30.735	8 - 1:29.258	
4 - 1:29.148	9 - 1:30.242	
5 - 1:29.695	10 - 1:29.803	
34	Keith ALLINGTON	Mini Miglia
1 - 4:26.594	6 - 1:31.799	
2 - 1:33.523	7 - 1:31.837	
3 - 1:30.579	8 - 1:32.683	
4 - 1:29.268	9 - 1:32.478	
5 - 1:30.774	10 - 1:31.196	

Weather / Track : Cloudy / Dry

msttiming.com

Page 2 of 3

Snetterton
 Circuit Length = 1.9520 miles.
 Start: 16:29 End: 16:45
 Printed - 16:47 Saturday, 01 April 2006

Mini Miglia Championship

LAP ANALYSIS - QUALIFYING - RACE 8

(contd.)

39	Paul WOODBRIDGE	Mini Miglia	
1 -	4:10.235	6 - 1:26.782	
2 -	1:32.608	7 - 1:34.443	
3 -	1:30.709	8 - 4:28.278	
4 -	1:27.804		
5 -	1:27.237		
42	Paul SIMMONDS	Mini Miglia	
1 -	4:17.906	6 - 1:34.058	
2 -	1:27.933	7 - 1:28.067	
3 -	1:25.935	8 - 1:28.307	
4 -	1:27.111	9 - 1:34.813	
5 -	1:35.463	10 - 1:30.549	
46	Stuart THOMAS	Mini Miglia	
1 -	3:54.749	6 - 4:17.591	
2 -	1:26.264	7 - 1:25.469	
3 -	1:24.367	8 - 1:25.052	
4 -	1:25.025	9 - 1:28.934	
5 -	1:25.875		
55	Michael GREEN	Mini Miglia	
1 -	4:22.523		
2 -	1:34.531		
3 -	1:32.002		
4 -	1:28.252		
69	Tony LE-MAY	Mini Miglia	
1 -	3:55.549	6 - 1:26.257	11 - 1:24.971
2 -	1:25.180	7 - 1:26.126	
3 -	1:24.562	8 - 1:24.789	
4 -	1:32.009	9 - 1:24.672	
5 -	1:25.653	10 - 1:24.922	
83	Colin PEACOCK	Mini Miglia	
1 -	4:27.999	6 - 1:24.353	11 - 1:23.780
2 -	1:26.005	7 - 1:24.401	
3 -	1:24.003	8 - 1:24.212	
4 -	1:23.701	9 - 1:24.721	
5 -	1:23.773	10 - 1:24.313	

Weather / Track : Cloudy / Dry

msttiming.com


Page 3 of 3

Snetterton
Circuit Length = 1.9520 miles.
Start: 16:29 End: 16:45

Printed - 16:47 Saturday, 01 April 2006

Mini Miglia Championship

GRID - RACE 8

ROW 10	1:29.987 13 HARVEY	1:31.758 9 MUNNS
ROW 9	1:29.148 33 BAIRD	1:29.268 34 ALLINGTON
ROW 8	1:28.252 55 GREEN	1:28.302 10 RUDGE
ROW 7	1:26.782 39 WOODBRIDGE	1:27.390 28 LEE
ROW 6	1:25.935 42 SIMMONDS	1:26.296 15 POCOCK
ROW 5	1:24.923 6 SIMS	1:25.264 7 SAUNDERS
ROW 4	1:24.562 69 LE-MAY	1:24.740 8 SIMS
ROW 3	1:23.895 23 HACK	1:24.367 46 THOMAS
ROW 2	1:23.275 3 SOLLIS	1:23.701 83 PEACOCK
ROW 1	1:22.885 2 ROGERS	1:22.928 21 HALL
POLE		
		

Weather / Track : Cloudy / Dry

These results are provisional until the conclusion of any judicial and technical matters.

Snetterton
Circuit Length = 1.9520 miles.
Start: 16:29 End: 16:45

Clerk of Course:

Stewards:

Timekeeper:

Mini Miglia Championship

RACE CLASSIFICATION - RACE 8

POS	NO	CL	DRIVER	NAT	CAR	TIME	LAPS	GAP	MPH	BEST
1	8	MI	Tim SIMS		Simmini 2005 Mini Miglia	16:48.605	12		83.60	1:22.615
2	21	MI	James HALL		Mini Miglia	16:48.983	12	0.378	83.57	1:22.941
3	3	MI	Bill SOLLIS		Bill Built Mini	16:49.943	12	1.338	83.49	1:22.977
4	83	MI	Colin PEACOCK		Mini Miglia	17:01.841	12	13.236	82.52	1:23.159
5	69	MI	Tony LE-MAY		Mini Miglia	17:02.413	12	13.808	82.47	1:23.632
6	2	MI	Kelly ROGERS		Vickers Mini	17:02.590	12	13.985	82.46	1:22.911
7	6	MI	Mark SIMS		Mini Miglia	17:03.583	12	14.978	82.38	1:23.435
8	42	MI	Paul SIMMONDS		Mini Miglia	17:22.872	12	34.267	80.86	1:25.701
9	9	MI	Sarah MUNNS		Mini Miglia	17:24.226	12	35.621	80.75	1:24.971
10	28	MI	Phil LEE		Mini Miglia	17:38.083	12	49.478	79.69	1:25.200
11	33	MI	Paul BAIRD		Mini Miglia	17:58.537	12	1:09.932	78.18	1:28.113
12	13	MI	Phil HARVEY		Motley Mini	18:02.229	12	1:13.624	77.91	1:28.532
13	34	MI	Keith ALLINGTON		Mini Miglia	18:14.290	12	1:25.685	77.06	1:27.964
14	39	MI	Paul WOODBRIDGE		Mini Miglia	18:14.597	12	1:25.992	77.03	1:25.100

NOT CLASSIFIED

23	MI	Andrew HACK		Mini Miglia	13:37.706	8	D.N.F.	68.75	1:23.807
55	MI	Michael GREEN		Mini Miglia	7:30.382	5	D.N.F.	78.01	1:27.721
7	MI	Ralph SAUNDERS		Mini Miglia	5:53.338	4	D.N.F.	79.55	1:25.922
15	MI	Gordan POCOCK		Mini Miglia	4:29.485	3	D.N.F.	78.22	1:26.233
10	MI	Phil RUDGE		Mini Miglia	5:59.488	3	D.N.F.	58.64	1:34.099
46	MI	Stuart THOMAS		Mini Miglia	3:00.721	2	D.N.F.	77.76	1:28.327

FASTEST LAP

8	MI	Tim SIMS		Simmini 2005 Mini Miglia	1:22.615	12	85.06mph	136.89kph
---	----	----------	--	--------------------------	----------	----	----------	-----------

Weather / Track : Cloudy / Dry

These results are provisional until the conclusion of any judicial and technical matters.

Snetterton
Circuit Length = 1.9520 miles.
Start: 12:54 End: 13:12

Clerk of Course:	Stewards:	Timekeeper:
------------------	-----------	-------------

Mini Miglia Championship

RACE 8

Lap 1			Lap 2			Lap 3			Lap 4			Lap 5		
No	Behind	Laptime	No	Behind	Laptime	No	Behind	Laptime	No	Behind	Laptime	No	Behind	Laptime
2		1:30.350	2		1:23.888	21		1:23.226	21		1:23.670	2		1:23.639
21	0.148	1:30.498	21	0.204	1:23.944	2	0.266	1:23.696	2	0.300	1:23.704	21	0.101	1:24.040
3	1.018	1:31.368	3	0.766	1:23.636	3	0.648	1:23.312	3	1.010	1:24.032	3	0.838	1:23.767
46	2.044	1:32.394	8	1.878	1:23.420	8	1.773	1:23.325	8	1.076	1:22.973	8	0.903	1:23.766
23	2.084	1:32.434	23	3.300	1:25.104	23	4.314	1:24.444	69	5.029	1:24.232	69	5.311	1:24.221
8	2.346	1:32.696	69	4.265	1:24.365	69	4.467	1:23.632	23	5.128	1:24.484	23	5.374	1:24.185
83	2.645	1:32.995	7	5.847	1:25.922	6	9.240	1:26.069	6	10.499	1:24.929	83	10.726	1:24.106
69	3.788	1:34.138	46	6.483	1:28.327	7	9.252	1:26.835	83	10.559	1:24.871	6	11.184	1:24.624
7	3.813	1:34.163	6	6.601	1:26.537	83	9.358	1:25.737	7	12.000	1:26.418	42	14.385	1:26.119
6	3.952	1:34.302	83	7.051	1:28.294	42	9.899	1:25.805	42	12.205	1:25.976	39	19.496	1:27.788
42	4.925	1:35.275	42	7.524	1:26.487	15	11.817	1:26.233	39	15.647	1:26.570	9	22.090	1:26.553
15	6.297	1:36.647	15	9.014	1:26.605	39	12.747	1:26.302	10	1 LAP	2:44.419P	28	22.810	1:27.533
39	7.074	1:37.424	39	9.875	1:26.689	28	15.165	1:27.414	28	19.216	1:27.721	55	25.105	1:27.721
28	7.998	1:38.348	28	11.181	1:27.071	9	15.712	1:27.327	9	19.476	1:27.434	34	30.514	1:29.755
55	8.330	1:38.680	9	11.815	1:27.106	55	17.258	1:28.318	55	21.323	1:27.735	33	33.001	1:28.869
9	8.597	1:38.947	55	12.370	1:27.928	34	19.008	1:28.888	34	24.698	1:29.360	13	34.645	1:28.899
34	9.474	1:39.824	34	13.550	1:27.964	33	22.799	1:29.137	33	28.071	1:28.942			
10	10.620	1:40.970	33	17.092	1:29.548	13	24.376	1:29.683	13	29.685	1:28.979			
33	11.432	1:41.782	13	18.123	1:29.707									
13	12.304	1:42.654	10	20.831	1:34.099									

Weather / Track : Cloudy / Dry

Mini Miglia Championship

RACE 8

(contd.)

Lap 6			Lap 7			Lap 8			Lap 9			Lap 10		
No	Behind	Laptime	No	Behind	Laptime	No	Behind	Laptime	No	Behind	Laptime	No	Behind	Laptime
2		1:22.911	2		1:23.766	21		1:23.175	2		1:22.940	21		1:23.444
21	0.131	1:22.941	21	0.174	1:23.809	2	0.084	1:23.433	21	0.200	1:23.224	2	0.187	1:23.831
3	1.192	1:23.265	3	0.889	1:23.463	3	0.803	1:23.263	3	0.756	1:22.977	3	0.439	1:23.327
8	1.431	1:23.439	8	1.024	1:23.359	8	1.293	1:23.618	8	0.958	1:22.689	8	0.560	1:23.246
23	6.270	1:23.807	23	6.325	1:23.821	69	9.225	1:25.893	69	10.468	1:24.267	69	11.960	1:25.136
69	6.616	1:24.216	69	6.681	1:23.831	83	12.814	1:24.180	83	13.292	1:23.502	83	12.807	1:23.159
83	11.710	1:23.895	83	11.983	1:24.039	6	13.663	1:24.859	6	14.384	1:23.745	6	14.482	1:23.742
6	11.916	1:23.643	6	12.153	1:24.003	42	23.796	1:26.062	42	26.473	1:25.701	42	28.594	1:25.765
42	18.475	1:27.001	42	21.083	1:26.374	9	27.948	1:25.675	9	30.325	1:25.401	9	31.736	1:25.055
39	23.838	1:27.253	9	25.622	1:24.971	28	28.701	1:25.224	39	31.242	1:25.100	39	33.110	1:25.512
9	24.417	1:25.238	39	26.255	1:26.183	39	29.166	1:26.260	28	37.341	1:31.664	28	40.949	1:27.252
28	25.392	1:25.493	28	26.826	1:25.200	33	49.837	1:28.607	33	55.095	1:28.282	33	59.564	1:28.113
34	37.135	1:29.532	33	44.579	1:29.881	13	51.516	1:28.846	13	57.211	1:28.719	13	1:02.357	1:28.790
33	38.464	1:28.374	34	44.675	1:31.306	34	52.675	1:31.349	23	1 LAP	3:39.427P	34	1:10.260	1:31.916
13	41.160	1:29.426	13	46.019	1:28.625				34	1:01.988	1:32.337			

Weather / Track : Cloudy / Dry

msttiming.com

Page 2 of 3

Snetterton
Circuit Length = 1.9520 miles.
Start: 12:54 End: 13:12

Printed - 13:14 Sunday, 02 April 2006

Mini Miglia Championship

RACE 8

(contd.)

Lap 11			Lap 12			Lap 13			Lap 14			Lap 15		
No	Behind	Laptime	No	Behind	Laptime	No	Behind	Laptime	No	Behind	Laptime	No	Behind	Laptime
2		1:23.054	8		1:22.615									
21	0.028	1:23.269	21	0.378	1:23.743									
3	0.673	1:23.475	3	1.338	1:24.058									
8	0.778	1:23.459	83	13.236	1:23.718									
83	12.911	1:23.345	69	13.808	1:24.282									
69	12.919	1:24.200	2	13.985	1:37.378									
6	14.936	1:23.695	6	14.978	1:23.435									
42	31.357	1:26.004	42	34.267	1:26.303									
9	34.033	1:25.538	9	35.621	1:24.981									
28	44.945	1:27.237	28	49.478	1:27.926									
39	47.151	1:37.282	33	1:09.932	1:28.495									
33	1:04.830	1:28.507	13	1:13.624	1:29.369									
13	1:07.648	1:28.532	34	1:25.685	1:30.550									
34	1:18.528	1:31.509	39	1:25.992	2:02.234									

Weather / Track : Cloudy / Dry