



# National Championship Race Meeting

Oulton Park

26th May 2008



Results Provided by Timing Solutions Ltd

[www.tsl-timing.com](http://www.tsl-timing.com)

# MSA British Superkart Championship

## QUALIFYING - RACE 1 - CLASSIFICATION

POS	NO	CL	NAME	ENTRY	TIME	ON	LAPS	GAP	DIFF	KPH
1	12	DV1	Mark OWENS	ADE/DEA	1:22.665	3	3			156.01
2	50	DV1	Carl HULME	Anderson/FPE	1:23.133	6	6	0.468	0.468	155.13
3	70	DV1	Stephen MCADAM	ADE/FPE	1:25.184	3	7	2.519	2.051	151.39
4	00	250	Jason DREDGE	Anderson/Honda	1:25.194	3	3	2.529	0.010	151.37
5	E	250	Gavin BENNETT	Anderson/Honda	1:25.263	9	10	2.598	0.069	151.25
6	4	250	James OREILLY	PVP/Honda	1:25.366	7	7	2.701	0.103	151.07
7	2	DV1	Dave HARVEY	Anderson/FPE	1:25.890	4	4	3.225	0.524	150.15
8	54	DV1	Steve BRIGGS	Raider/TM	1:25.922	8	8	3.257	0.032	150.09
9	69	DV1	Simon HOLLOWAY	PVP/Rotax	1:26.287	6	9	3.622	0.365	149.46
10	41	250	Craig FLEMING	Anderson/Honda	1:26.564	4	5	3.899	0.277	148.98
11	71	250	Don KENNEDY	Anderson/Honda	1:27.377	3	7	4.712	0.813	147.59
12	3	DV1	Neil BAGLEY	PVP/Rotax	1:27.613	3	3	4.948	0.236	147.20
13	20	DV1	Carl KINSEY	Anderson/Rotax	1:28.095	9	9	5.430	0.482	146.39
14	31	250	Sam MOSS	Anderson/Honda	1:28.173	3	4	5.508	0.078	146.26
15	11	250	Kevin WARING	Anderson/Honda	1:28.377	3	4	5.712	0.204	145.92
16	60	250	Roy BENNETT	ADE/Honda	1:28.581	3	7	5.916	0.204	145.59
17	94	DV1	Bob HOSIER	PVP/Rotax	1:28.600	8	9	5.935	0.019	145.56
18	6	250	Dean HAWLEY	Anderson/Honda	1:28.684	4	6	6.019	0.084	145.42
19	46	250	Charles JOHNSON	Anderson/Honda	1:29.490	4	4	6.825	0.806	144.11
20	9	250	Lee SHEPHERD	Anderson/Honda	1:29.838	3	3	7.173	0.348	143.55
21	21	250	Richard SYKES	Anderson/Honda	1:30.348	2	5	7.683	0.510	142.74
22	72	250	Richard DEWART	Anderson/Honda	1:30.965	3	5	8.300	0.617	141.77
23	26	250	Paul FOWLER	Anderson/Honda	1:31.464	4	7	8.799	0.499	141.00
24	86	250	Michael CRAWFORD	Anderson/Rotax	1:31.713	4	4	9.048	0.249	140.61
25	5	250	Nathan FEARON	Anderson/Honda	1:31.777	1	2	9.112	0.064	140.52
26	42	250	Kevin BUSBY	Anderson/Honda	1:31.823	3	3	9.158	0.046	140.45
27	0	DV1	Paul PLATT	F1 TM	1:32.437	5	8	9.772	0.614	139.51
28	14	250	John DICKINSON	Anderson/Honda	1:32.536	6	8	9.871	0.099	139.36
29	88	250	Lionel SIFLEET	Anderson/Honda	1:33.264	5	5	10.599	0.728	138.28
30	99	250	Andrew DEAN	ADE/Honda	1:33.827	5	5	11.162	0.563	137.45
31	58	250	Keith TUCKLEY	Anderson/Honda	1:33.919	3	4	11.254	0.092	137.31
32	32	250	Phil JEMEX-JONES	Anderson/Honda	1:34.167	7	7	11.502	0.248	136.95
33	64	250	Tony LONG	Raider/Honda	1:34.333	8	8	11.668	0.166	136.71
34	77	250	Lee THORNTON	Raider/Honda	1:34.361	2	2	11.696	0.028	136.67
35	52	250	Steve BURTON	Anderson/Honda	1:34.443	7	7	11.778	0.082	136.55
36	193	250	Stuart PARKER	Anderson/Honda	1:34.571	1	1	11.906	0.128	136.36
37	142	250	Peter TILLSON-HAWKE	F1/Honda	1:34.876	3	5	12.211	0.305	135.93
38	24	250	Darren SMITH	Anderson/Honda	1:36.720	5	6	14.055	1.844	133.33
39	27	250	Steve HAIGH	Anderson/Honda	1:37.630	1	1	14.965	0.910	132.09
40	114	250	Charles ELLIOTT	Anderson/Honda	1:37.979	4	8	15.314	0.349	131.62
41	96	DV1	Paul TROALIC	PVP/Yamaha	1:39.235	2	2	16.570	1.256	129.96
42	33	250	Tony GREEN	Anderson/Honda	1:40.013	6	7	17.348	0.778	128.94
43	98	DV1	Andrew SCOTT	Raider/Rotax	1:40.536	2	5	17.871	0.523	128.27
44	35	250	Eddie KOOIKER	Jade/Honda	1:41.584	3	4	18.919	1.048	126.95
45	48	250	Robert TAYLOR	Anderson/KTM	1:44.257	3	6	21.592	2.673	123.70
46	112	250	Richard SANDERS	ADE/Honda	1:47.455	1	2	24.790	3.198	120.01

Oulton Park Island  
Circuit Length = 3582 metres  
Start: 08:50 End: 09:06

Weather / Track : Bright / Dry

These results are provisional until the conclusion of any judicial and technical matters.

Clerk of Course :	Timekeeper :
-------------------	--------------

**MSA British Superkart Championship**  
**QUALIFYING - RACE 1 - LAP ANALYSIS**

<b>0</b>	<b>Paul PLATT</b>		<b>F1 TM</b>			
1 -	1:43.354	+ 10.917	8:53:56.504	5 -	<b>1:32.437</b>	<b>9:00:13.087</b>
2 -	1:36.413	+ 3.976	8:55:32.917	6 -	1:33.564	+ 1.127
3 -	1:33.948	+ 1.511	8:57:06.865	7 -	1:32.472	+ 0.035
4 -	1:33.785	+ 1.348	8:58:40.650	8 -	1:32.476	+ 0.039
<b>00</b>	<b>Jason DREDGE</b>		<b>Anderson/Honda</b>			
1 -	1:26.644	+ 1.450	8:52:58.807	3 -	<b>1:25.194</b>	<b>8:55:49.385</b>
2 -	1:25.384	+ 0.190	8:54:24.191			
<b>E</b>	<b>Gavin BENNETT</b>		<b>Anderson/Honda</b>			
1 -	1:29.495	+ 4.232	8:53:02.356	6 -	1:26.034	+ 0.771
2 -	1:27.570	+ 2.307	8:54:29.926	7 -	1:29.034	+ 3.771
3 -	1:27.981	+ 2.718	8:55:57.907	8 -	1:25.414	+ 0.151
4 -	1:29.527	+ 4.264	8:57:27.434	9 -	<b>1:25.263</b>	<b>9:04:40.596</b>
5 -	1:27.417	+ 2.154	8:58:54.851	10 -	1:25.792	+ 0.529
<b>2</b>	<b>Dave HARVEY</b>		<b>Anderson/FPE</b>			
1 -	1:30.222	+ 4.332	8:53:24.126	3 -	1:26.441	+ 0.551
2 -	1:26.538	+ 0.648	8:54:50.664	4 -	<b>1:25.890</b>	<b>8:57:42.995</b>
<b>3</b>	<b>Neil BAGLEY</b>		<b>PVP/Rotax</b>			
1 -	1:31.436	+ 3.823	8:53:33.414	3 -	<b>1:27.613</b>	<b>8:56:31.775</b>
2 -	1:30.748	+ 3.135	8:55:04.162			
<b>4</b>	<b>James OREILLY</b>		<b>PVP/Honda</b>			
1 -	1:32.223	+ 6.857	8:53:18.281	5 -	1:26.540	+ 1.174
2 -	1:29.808	+ 4.442	8:54:48.089	6 -	1:28.156	+ 2.790
3 -	1:26.676	+ 1.310	8:56:14.765	7 -	<b>1:25.366</b>	<b>9:02:01.243</b>
4 -	1:26.416	+ 1.050	8:57:41.181			
<b>5</b>	<b>Nathan FEARON</b>		<b>Anderson/Honda</b>			
1 -	<b>1:31.777</b>		<b>8:53:06.741</b>	2 -	2:17.303 P	+ 45.526
						<b>8:55:24.044</b>
<b>6</b>	<b>Dean HAWLEY</b>		<b>Anderson/Honda</b>			
1 -	1:33.248	+ 4.564	8:53:19.628	4 -	<b>1:28.684</b>	<b>8:57:46.648</b>
2 -	1:29.154	+ 0.470	8:54:48.782	5 -	1:44.231 P	+ 15.547
3 -	1:29.182	+ 0.498	8:56:17.964	6 -	4:42.869	+ 3:14.185
						<b>9:04:13.748</b>
<b>9</b>	<b>Lee SHEPHERD</b>		<b>Anderson/Honda</b>			
1 -	1:35.218	+ 5.380	8:53:30.998	3 -	<b>1:29.838</b>	<b>8:56:31.714</b>
2 -	1:30.878	+ 1.040	8:55:01.876			
<b>11</b>	<b>Kevin WARING</b>		<b>Anderson/Honda</b>			
1 -	1:31.199	+ 2.822	8:53:07.736	3 -	<b>1:28.377</b>	<b>8:56:05.324</b>
2 -	1:29.211	+ 0.834	8:54:36.947	4 -	1:28.807	+ 0.430
						<b>8:57:34.131</b>
<b>12</b>	<b>Mark OWENS</b>		<b>ADE/DEA</b>			
1 -	1:25.232	+ 2.567	8:53:08.305	3 -	<b>1:22.665</b>	<b>8:55:54.326</b>
2 -	1:23.356	+ 0.691	8:54:31.661			
<b>14</b>	<b>John DICKINSON</b>		<b>Anderson/Honda</b>			
1 -	1:41.523	+ 8.987	8:53:51.354	5 -	1:34.192	+ 1.656
2 -	1:38.347	+ 5.811	8:55:29.701	6 -	<b>1:32.536</b>	<b>9:01:53.204</b>
3 -	1:34.700	+ 2.164	8:57:04.401	7 -	1:32.721	+ 0.185
4 -	1:42.075	+ 9.539	8:58:46.476	8 -	1:33.504	+ 0.968
						<b>9:04:59.429</b>
<b>20</b>	<b>Carl KINSEY</b>		<b>Anderson/Rotax</b>			
1 -	1:33.629	+ 5.534	8:53:24.010	6 -	1:28.122	+ 0.027
2 -	1:28.730	+ 0.635	8:54:52.740	7 -	1:28.877	+ 0.782
3 -	1:28.543	+ 0.448	8:56:21.283	8 -	1:28.771	+ 0.676
4 -	1:29.685	+ 1.590	8:57:50.968	9 -	<b>1:28.095</b>	<b>9:05:14.367</b>

Oulton Park Island  
Circuit Length = 3582 metres  
Start: 08:50 End: 09:06

Weather / Track : Bright / Dry

# MSA British Superkart Championship

## QUALIFYING - RACE 1 - LAP ANALYSIS

5 -	1:29.534	+ 1.439	8:59:20.502			
<b>21</b>	<b>Richard SYKES</b>		Anderson/Honda			
1 -	1:31.136	+ 0.788	8:53:39.182	4 -	1:36.491	+ 6.143
2 -	<b>1:30.348</b>		<b>8:55:09.530</b>	5 -	1:33.671	+ 3.323
3 -	1:32.011	+ 1.663	8:56:41.541			8:58:18.032
						8:59:51.703
<b>24</b>	<b>Darren SMITH</b>		Anderson/Honda			
1 -	1:43.060	+ 6.340	8:54:24.567	4 -	1:52.524	+ 15.804
2 -	1:38.185	+ 1.465	8:56:02.752	5 -	<b>1:36.720</b>	
3 -	1:40.577	+ 3.857	8:57:43.329	6 -	1:36.752	+ 0.032
						8:59:35.853
						<b>9:01:12.573</b>
						9:02:49.325
<b>26</b>	<b>Paul FOWLER</b>		Anderson/Honda			
1 -	1:39.960	+ 8.496	8:55:30.981	5 -	1:35.357	+ 3.893
2 -	1:36.224	+ 4.760	8:57:07.205	6 -	1:32.268	+ 0.804
3 -	1:34.744	+ 3.280	8:58:41.949	7 -	1:31.865	+ 0.401
4 -	<b>1:31.464</b>		<b>9:00:13.413</b>			9:01:48.770
						9:03:21.038
						9:04:52.903
<b>27</b>	<b>Steve HAIGH</b>		Anderson/Honda			
1 -	<b>1:37.630</b>		<b>8:53:36.843</b>			
<b>31</b>	<b>Sam MOSS</b>		Anderson/Honda			
1 -	1:29.886	+ 1.713	8:53:25.164	3 -	<b>1:28.173</b>	
2 -	1:28.642	+ 0.469	8:54:53.806	4 -	1:30.959	+ 2.786
						<b>8:56:21.979</b>
						8:57:52.938
<b>32</b>	<b>Phil JEMEX-JONES</b>		Anderson/Honda			
1 -	1:59.045	+ 24.878	8:54:13.404	5 -	1:35.631	+ 1.464
2 -	1:39.540	+ 5.373	8:55:52.944	6 -	1:35.019	+ 0.852
3 -	1:36.027	+ 1.860	8:57:28.971	7 -	<b>1:34.167</b>	
4 -	1:37.084	+ 2.917	8:59:06.055			9:00:41.686
						9:02:16.705
						<b>9:03:50.872</b>
<b>33</b>	<b>Tony GREEN</b>		Anderson/Honda			
1 -	1:46.748	+ 6.735	8:53:57.547	5 -	1:42.040	+ 2.027
2 -	1:43.194	+ 3.181	8:55:40.741	6 -	<b>1:40.013</b>	
3 -	1:41.194	+ 1.181	8:57:21.935	7 -	1:42.818	+ 2.805
4 -	1:41.146	+ 1.133	8:59:03.081			9:00:45.121
						<b>9:02:25.134</b>
						9:04:07.952
<b>35</b>	<b>Eddie KOOIKER</b>		Jade/Honda			
1 -	1:45.736	+ 4.152	8:54:00.566	3 -	<b>1:41.584</b>	
2 -	1:44.692	+ 3.108	8:55:45.258	4 -	2:16.273	+ 34.689
						<b>8:57:26.842</b>
						8:59:43.115
<b>41</b>	<b>Craig FLEMING</b>		Anderson/Honda			
1 -	1:30.684	+ 4.120	8:53:06.641	4 -	<b>1:26.564</b>	
2 -	1:29.690	+ 3.126	8:54:36.331	5 -	1:41.910	+ 15.346
3 -	1:27.599	+ 1.035	8:56:03.930			<b>8:57:30.494</b>
						8:59:12.404
<b>42</b>	<b>Kevin BUSBY</b>		Anderson/Honda			
1 -	1:43.336	+ 11.513	8:53:53.531	3 -	<b>1:31.823</b>	
2 -	1:34.120	+ 2.297	8:55:27.651			<b>8:56:59.474</b>
<b>46</b>	<b>Charles JOHNSON</b>		Anderson/Honda			
1 -	1:34.445	+ 4.955	8:53:24.089	3 -	1:30.231	+ 0.741
2 -	1:31.103	+ 1.613	8:54:55.192	4 -	<b>1:29.490</b>	
						8:56:25.423
						<b>8:57:54.913</b>
<b>48</b>	<b>Robert TAYLOR</b>		Anderson/KTM			
1 -	1:47.207	+ 2.950	8:53:44.925	4 -	1:44.740	+ 0.483
2 -	1:46.829	+ 2.572	8:55:31.754	5 -	1:47.841	+ 3.584
3 -	<b>1:44.257</b>		<b>8:57:16.011</b>	6 -	1:46.898	+ 2.641
						8:59:00.751
						9:00:48.592
						9:02:35.490
<b>50</b>	<b>Carl HULME</b>		Anderson/FPE			
1 -	1:24.810	+ 1.677	8:52:56.276	4 -	1:26.733	+ 3.600
2 -	1:25.367	+ 2.234	8:54:21.643	5 -	1:24.433	+ 1.300
3 -	1:23.996	+ 0.863	8:55:45.639	6 -	<b>1:23.133</b>	
						8:57:12.372
						8:58:36.805
						<b>8:59:59.938</b>

Oulton Park Island  
Circuit Length = 3582 metres  
Start: 08:50 End: 09:06

Weather / Track : Bright / Dry

**MSA British Superkart Championship**  
**QUALIFYING - RACE 1 - LAP ANALYSIS**

<b>52</b>	<b>Steve BURTON</b>		Anderson/Honda				
1 -	1:41.096	+ 6.653	8:53:50.622	5 -	1:36.008	+ 1.565	9:00:19.731
2 -	1:38.341	+ 3.898	8:55:28.963	6 -	1:35.043	+ 0.600	9:01:54.774
3 -	1:37.375	+ 2.932	8:57:06.338	7 -	<b>1:34.443</b>		<b>9:03:29.217</b>
4 -	1:37.385	+ 2.942	8:58:43.723				
<b>54</b>	<b>Steve BRIGGS</b>		Raider/TM				
1 -	1:38.565	+ 12.643	8:53:50.663	5 -	1:30.041	+ 4.119	8:59:43.854
2 -	1:28.492	+ 2.570	8:55:19.155	6 -	1:31.858	+ 5.936	9:01:15.712
3 -	1:26.855	+ 0.933	8:56:46.010	7 -	1:26.327	+ 0.405	9:02:42.039
4 -	1:27.803	+ 1.881	8:58:13.813	8 -	<b>1:25.922</b>		<b>9:04:07.961</b>
<b>58</b>	<b>Keith TUCKLEY</b>		Anderson/Honda				
1 -	1:38.309	+ 4.390	8:53:34.810	3 -	<b>1:33.919</b>		<b>8:56:45.009</b>
2 -	1:36.280	+ 2.361	8:55:11.090	4 -	2:07.655 P	+ 33.736	8:58:52.664
<b>60</b>	<b>Roy BENNETT</b>		ADE/Honda				
1 -	1:34.182	+ 5.601	8:53:20.493	5 -	1:29.361	+ 0.780	8:59:16.368
2 -	1:29.198	+ 0.617	8:54:49.691	6 -	1:28.899	+ 0.318	9:00:45.267
3 -	<b>1:28.581</b>		<b>8:56:18.272</b>	7 -	1:28.620	+ 0.039	9:02:13.887
4 -	1:28.735	+ 0.154	8:57:47.007				
<b>64</b>	<b>Tony LONG</b>		Raider/Honda				
1 -	1:43.455	+ 9.122	8:53:57.120	5 -	1:34.418	+ 0.085	9:00:23.546
2 -	1:39.173	+ 4.840	8:55:36.293	6 -	1:35.574	+ 1.241	9:01:59.120
3 -	1:37.527	+ 3.194	8:57:13.820	7 -	1:36.829	+ 2.496	9:03:35.949
4 -	1:35.308	+ 0.975	8:58:49.128	8 -	<b>1:34.333</b>		<b>9:05:10.282</b>
<b>69</b>	<b>Simon HOLLOWAY</b>		PVP/Rotax				
1 -	1:32.534	+ 6.247	8:53:32.793	6 -	<b>1:26.287</b>		<b>9:00:53.332</b>
2 -	1:32.084	+ 5.797	8:55:04.877	7 -	1:26.755	+ 0.468	9:02:20.087
3 -	1:27.292	+ 1.005	8:56:32.169	8 -	1:26.395	+ 0.108	9:03:46.482
4 -	1:26.988	+ 0.701	8:57:59.157	9 -	1:26.366	+ 0.079	9:05:12.848
5 -	1:27.888	+ 1.601	8:59:27.045				
<b>70</b>	<b>Stephen MCADAM</b>		ADE/FPE				
1 -	1:27.327	+ 2.143	8:53:08.596	5 -	1:26.529	+ 1.345	8:58:53.012
2 -	1:26.610	+ 1.426	8:54:35.206	6 -	1:26.254	+ 1.070	9:00:19.266
3 -	<b>1:25.184</b>		<b>8:56:00.390</b>	7 -	1:26.306	+ 1.122	9:01:45.572
4 -	1:26.093	+ 0.909	8:57:26.483				
<b>71</b>	<b>Don KENNEDY</b>		Anderson/Honda				
1 -	1:35.000	+ 7.623	8:53:20.076	5 -	1:29.738	+ 2.361	8:59:13.610
2 -	1:28.934	+ 1.557	8:54:49.010	6 -	1:30.684	+ 3.307	9:00:44.294
3 -	<b>1:27.377</b>		<b>8:56:16.387</b>	7 -	1:27.444	+ 0.067	9:02:11.738
4 -	1:27.485	+ 0.108	8:57:43.872				
<b>72</b>	<b>Richard DEWART</b>		Anderson/Honda				
1 -	1:35.160	+ 4.195	8:53:19.360	4 -	1:31.187	+ 0.222	8:57:54.501
2 -	1:32.989	+ 2.024	8:54:52.349	5 -	1:32.353	+ 1.388	8:59:26.854
3 -	<b>1:30.965</b>		<b>8:56:23.314</b>				
<b>77</b>	<b>Lee THORNTON</b>		Raider/Honda				
1 -	1:35.994	+ 1.633	8:53:38.161	2 -	<b>1:34.361</b>		<b>8:55:12.522</b>
<b>86</b>	<b>Michael CRAWFORD</b>		Anderson/Rotax				
1 -	1:36.018	+ 4.305	8:53:41.367	3 -	1:33.160	+ 1.447	8:56:47.247
2 -	1:32.720	+ 1.007	8:55:14.087	4 -	<b>1:31.713</b>		<b>8:58:18.960</b>
<b>88</b>	<b>Lionel SIFLEET</b>		Anderson/Honda				
1 -	1:37.156	+ 3.892	8:53:32.199	4 -	1:36.578	+ 3.314	8:58:19.221
2 -	1:36.284	+ 3.020	8:55:08.483	5 -	<b>1:33.264</b>		<b>8:59:52.485</b>

Oulton Park Island  
Circuit Length = 3582 metres  
Start: 08:50 End: 09:06

Weather / Track : Bright / Dry

**MSA British Superkart Championship**  
**QUALIFYING - RACE 1 - LAP ANALYSIS**

3 -	1:34.160	+ 0.896	8:56:42.643				
<b>94</b>	<b>Bob HOSIER</b>		PVP/Rotax				
1 -	1:34.834	+ 6.234	8:53:32.361	6 -	1:31.861	+ 3.261	9:01:16.647
2 -	1:36.244	+ 7.644	8:55:08.605	7 -	1:30.878	+ 2.278	9:02:47.525
3 -	1:32.308	+ 3.708	8:56:40.913	8 -	<b>1:28.600</b>		<b>9:04:16.125</b>
4 -	1:32.823	+ 4.223	8:58:13.736	9 -	1:30.431	+ 1.831	9:05:46.556
5 -	1:31.050	+ 2.450	8:59:44.786				
<b>96</b>	<b>Paul TROALIC</b>		PVP/Yamaha				
1 -	1:43.878	+ 4.643	8:53:56.025	2 -	<b>1:39.235</b>		<b>8:55:35.260</b>
<b>98</b>	<b>Andrew SCOTT</b>		Raider/Rotax				
1 -	1:42.788	+ 2.252	8:53:53.383	4 -	1:42.252	+ 1.716	8:58:58.846
2 -	<b>1:40.536</b>		<b>8:55:33.919</b>	5 -	1:48.119	+ 7.583	9:00:46.965
3 -	1:42.675	+ 2.139	8:57:16.594				
<b>99</b>	<b>Andrew DEAN</b>		ADE/Honda				
1 -	1:41.213	+ 7.386	8:53:51.771	4 -	1:35.139	+ 1.312	8:58:42.742
2 -	1:37.381	+ 3.554	8:55:29.152	5 -	<b>1:33.827</b>		<b>9:00:16.569</b>
3 -	1:38.451	+ 4.624	8:57:07.603				
<b>112</b>	<b>Richard SANDERS</b>		ADE/Honda				
1 -	<b>1:47.455</b>		<b>8:53:56.654</b>	2 -	1:47.617	+ 0.162	8:55:44.271
<b>114</b>	<b>Charles ELLIOTT</b>		Anderson/Honda				
1 -	1:45.689	+ 7.710	8:53:57.024	5 -	1:47.091	+ 9.112	9:00:48.545
2 -	1:42.908	+ 4.929	8:55:39.932	6 -	1:41.101	+ 3.122	9:02:29.646
3 -	1:43.543	+ 5.564	8:57:23.475	7 -	1:48.550	+ 10.571	9:04:18.196
4 -	<b>1:37.979</b>		<b>8:59:01.454</b>	8 -	1:43.141	+ 5.162	9:06:01.337
<b>142</b>	<b>Peter TILLSON-HAWKE</b>		F1/Honda				
1 -	1:35.871	+ 0.995	8:53:24.730	4 -	1:40.797	+ 5.921	8:58:15.953
2 -	1:35.550	+ 0.674	8:55:00.280	5 -	1:35.598	+ 0.722	8:59:51.551
3 -	<b>1:34.876</b>		<b>8:56:35.156</b>				
<b>193</b>	<b>Stuart PARKER</b>		Anderson/Honda				
1 -	<b>1:34.571</b>		<b>8:53:31.214</b>				

# MSA British Superkart Championship - Group A & B

## RACE 1 RESTART - CLASSIFICATION

POS	NO	CL	NAME	ENTRY	LAPS	TIME	GAP	DIFF	MPH	BEST	ON
1	00	250	Jason DREDGE	Anderson/Honda	6	8:37.514			92.90	1:25.100	3
2	71	250	Don KENNEDY	Anderson/Honda	6	8:39.280	1.766	1.766	92.59	1:25.236	6
3	E	250	Gavin BENNETT	Anderson/Honda	6	8:40.652	3.138	1.372	92.34	1:24.567	3
4	11	250	Kevin WARING	Anderson/Honda	6	8:45.179	7.665	4.527	91.55	1:26.227	6
5	46	250	Charles JOHNSON	Anderson/Honda	6	8:53.795	16.281	8.616	90.07	1:28.071	2
6	193	250	Stuart PARKER	Anderson/Honda	6	8:55.036	17.522	1.241	89.86	1:27.152	4
7	60	250	Roy BENNETT	ADE/Honda	6	9:00.091	22.577	5.055	89.02	1:28.379	2
8	50	DV1	Carl HULME	Anderson/FPE	6	9:03.796	26.282	3.705	88.41	1:22.564	6
9	12	DV1	Mark OWENS	ADE/DEA	6	9:04.179	26.665	0.383	88.35	1:22.546	6
10	5	250	Nathan FEARON	Anderson/Honda	6	9:13.636	36.122	9.457	86.84	1:27.572	2
11	2	DV1	Dave HARVEY	Anderson/FPE	6	9:19.530	42.016	5.894	85.93	1:24.802	2
12	99	250	Andrew DEAN	ADE/Honda	6	9:30.549	53.035	11.019	84.27	1:32.626	6
13	18	250	David MOORE	Anderson/Rotax	6	9:30.613	53.099	0.064	84.26	1:32.312	6
14	52	250	Steve BURTON	Anderson/Honda	6	9:32.025	54.511	1.412	84.05	1:33.198	4
15	27	250	Steve HAIGH	Anderson/Honda	6	9:32.641	55.127	0.616	83.96	1:33.269	5
16	64	250	Tony LONG	Raider/Honda	6	9:33.108	55.594	0.467	83.89	1:32.000	5
17	69	DV1	Simon HOLLOWAY	PVP/Rotax	6	9:33.875	56.361	0.767	83.78	1:25.923	2
18	54	DV1	Steve BRIGGS	Raider/TM	6	9:34.031	56.517	0.156	83.76	1:26.940	3
19	20	DV1	Carl KINSEY	Anderson/Rotax	6	9:40.913	1:03.399	6.882	82.76	1:27.410	5
20	26	250	Paul FOWLER	Anderson/Honda	6	9:42.493	1:04.979	1.580	82.54	1:34.940	4
21	0	DV1	Paul PLATT	F1 TM	6	9:45.101	1:07.587	2.608	82.17	1:32.842	2
22	94	DV1	Bob HOSIER	PVP/Rotax	6	9:49.384	1:11.870	4.283	81.57	1:29.401	2
23	24	250	Darren SMITH	Anderson/Honda	6	10:03.795	1:26.281	14.411	79.63	1:35.946	2
24	35	250	Eddie KOBIKER	Jade/Honda	6	10:05.828	1:28.314	2.033	79.36	1:37.961	3
25	33	250	Tony GREEN	Anderson/Honda	6	10:05.924	1:28.410	0.096	79.35	1:38.694	6
26	3	DV1	Neil BAGLEY	PVP/Rotax	6	10:09.276	1:31.762	3.352	78.91	1:30.469	5
27	98	DV1	Andrew SCOTT	Raider/Rotax	5	9:20.496	1 lap	1 lap	71.48	1:40.677	1

### NOT CLASSIFIED

DNF	41	250	Craig FLEMING	Anderson/Honda	5	7:21.174	1 lap		90.82	1:26.839	4
DNF	88	250	Lionel SIFLEET	Anderson/Honda	4	6:08.099	2 laps	1 lap	87.08	1:27.656	3
DNF	70	DV1	Stephen MCADAM	ADE/FPE	3	4:58.292	3 laps	1 lap	80.59	1:24.091	2
DNF	112	250	Richard SANDERS	ADE/Honda	3	5:23.986	3 laps	25.694	74.20	1:40.266	1

### FASTEST LAP

12	DV1	Mark OWENS	ADE/DEA	6	1:22.546	97.08 mph	156.23 kph
E	250	Gavin BENNETT	Anderson/Honda	3	1:24.567	94.76 mph	152.50 kph

Red Flag after 6 Laps.

Weather / Track : Sunny / Dry

These results are provisional until the conclusion of any judicial and technical matters.

Oulton Park Island  
Circuit Length = 2.2260 miles  
Start: 12:10 End: 12:22

Clerk of Course :		Timekeeper :	
-------------------	--	--------------	--

# MSA British Superkart Championship - Group A & B

## RACE 1 RESTART - LAP CHART

Lap 1			Lap 2			Lap 3			Lap 4			Lap 5		
No	Behind	Laptime	No	Behind	Laptime	No	Behind	Laptime	No	Behind	Laptime	No	Behind	Laptime
00		1:27.947	00		1:25.319	00		1:25.100	00		1:26.451	00		1:25.594
41	1.698	1:29.333	71	2.826	1:26.265	71	3.160	1:25.434	71	2.632	1:25.923	71	2.583	1:25.545
71	1.880	1:29.214	41	3.466	1:27.087	E	4.214	1:24.567	E	2.748	1:24.985	E	4.240	1:27.086
46	3.569	1:30.613	E	4.747	1:25.926	41	5.337	1:26.971	98	1 LAP	1:44.386	11	7.491	1:26.939
11	3.580	1:30.534	11	4.749	1:26.488	11	6.333	1:26.684	41	5.725	1:26.839	41	9.713	1:29.582
E	4.140	1:32.029	46	6.321	1:28.071	5	8.995	1:27.665	11	6.146	1:26.264	46	14.244	1:28.525
5	4.177	1:31.006	5	6.430	1:27.572	46	9.625	1:28.404	46	11.313	1:28.139	193	16.354	1:28.347
88	5.290	1:31.458	88	8.260	1:28.289	88	10.816	1:27.656	5	12.218	1:29.674	60	19.429	1:29.472
60	5.833	1:32.849	60	8.893	1:28.379	193	12.900	1:28.207	193	13.601	1:27.152	98	1 LAP	1:47.026
193	6.787	1:31.476	193	9.793	1:28.325	60	13.258	1:29.465	60	15.551	1:28.744	50	29.771	1:23.242
52	12.002	1:37.034	52	21.575	1:34.892	52	32.030	1:35.555	88	22.232	1:37.867	5	29.967	1:43.343
27	12.146	1:36.612	18	21.926	1:34.729	27	32.466	1:35.608	50	32.123	1:24.356	12	30.172	1:22.679
18	12.516	1:36.252	27	21.958	1:35.131	18	32.569	1:35.743	12	33.087	1:24.276	2	41.816	1:26.676
64	13.372	1:38.051	0	23.141	1:32.842	99	32.844	1:34.617	52	38.777	1:33.198	99	46.462	1:32.690
26	13.464	1:39.397	99	23.327	1:35.033	0	32.900	1:34.859	18	39.243	1:33.125	18	46.840	1:33.191
99	13.613	1:38.316	64	23.907	1:35.854	64	33.652	1:34.845	99	39.366	1:32.973	52	47.101	1:33.918
0	15.618	1:39.035	26	24.550	1:36.405	50	34.218	1:23.420	27	40.122	1:34.107	27	47.797	1:33.269
112	16.233	1:40.266	35	31.466	1:38.794	26	34.644	1:35.194	0	40.219	1:33.770	0	47.818	1:33.193
35	17.991	1:41.403	112	34.054	1:43.140	12	35.262	1:23.691	2	40.734	1:25.990	64	48.177	1:32.000
33	20.434	1:44.305	33	34.235	1:39.120	70	38.876	1:24.127	64	41.771	1:34.570	69	52.110	1:28.752
24	30.551	1:54.620	50	35.898	1:22.598	2	41.195	1:25.091	26	43.133	1:34.940	26	52.751	1:35.212
50	38.619	1:25.590	12	36.671	1:22.879	35	44.327	1:37.961	69	48.952	1:28.671	54	54.189	1:27.001
12	39.111	1:26.105	70	39.849	1:24.091	69	46.732	1:28.453	54	52.782	1:29.251	20	1:00.138	1:27.410
70	41.077	1:27.920	24	41.178	1:35.946	33	48.968	1:39.833	20	58.322	1:31.434	94	1:07.527	1:30.115
2	41.721	1:28.476	2	41.204	1:24.802	54	49.982	1:26.940	35	59.176	1:41.300	35	1:13.131	1:39.549
69	42.775	1:29.396	69	43.379	1:25.923	24	52.082	1:36.004	24	1:01.715	1:36.084	24	1:13.611	1:37.490
20	44.877	1:31.295	20	47.387	1:27.829	20	53.339	1:31.052	33	1:02.325	1:39.808	33	1:15.769	1:39.038
54	45.649	1:32.047	54	48.142	1:27.812	94	57.421	1:31.505	94	1:03.006	1:32.036	3	1:25.872	1:30.469
94	46.934	1:33.206	94	51.016	1:29.401	112	1:04.570	1:55.616	3	1:20.997	1:32.080			
3	53.923	1:39.883	3	1:06.625	1:38.021	3	1:15.368	1:33.843						
98	54.796	1:40.677	98	1:11.164	1:41.687									

**MSA British Superkart Championship - Group A & B**  
**RACE 1 RESTART - LAP CHART**

Lap 6		
No	Behind	Laptime
00		1:26.053
71	1.766	1:25.236
E	3.138	1:24.951
11	7.665	1:26.227
46	16.281	1:28.090
193	17.522	1:27.221
60	22.577	1:29.201
50	26.282	1:22.564
12	26.665	1:22.546
5	36.122	1:32.208
2	42.016	1:26.253
98	1 LAP	1:43.604
99	53.035	1:32.626
18	53.099	1:32.312
52	54.511	1:33.463
27	55.127	1:33.383
64	55.594	1:33.470
69	56.361	1:30.304
54	56.517	1:28.381
20	1:03.399	1:29.314
26	1:04.979	1:38.281
0	1:07.587	1:45.822
94	1:11.870	1:30.396
24	1:26.281	1:38.723
35	1:28.314	1:41.236
33	1:28.410	1:38.694
3	1:31.762	1:31.943

# MSA British Superkart Championship - Group B & C

## RACE 5 - CLASSIFICATION

POS	NO	CL	NAME	ENTRY	LAPS	TIME	GAP	DIFF	MPH	BEST	ON
1	E	250	Gavin BENNETT	Anderson/Honda	10	14:22.350			92.92	1:25.098	3
2	71	250	Don KENNEDY	Anderson/Honda	10	14:29.165	6.815	6.815	92.19	1:25.454	3
3	6	250	Dean HAWLEY	Anderson/Honda	10	14:32.093	9.743	2.928	91.88	1:25.784	4
4	31	250	Sam MOSS	Anderson/Honda	10	14:33.712	11.362	1.619	91.71	1:25.892	3
5	50	DV1	Carl HULME	Anderson/FPE	10	14:34.181	11.831	0.469	91.66	1:22.530	8
6	2	DV1	Dave HARVEY	Anderson/FPE	10	14:48.089	25.739	13.908	90.23	1:24.047	8
7	193	250	Stuart PARKER	Anderson/Honda	10	14:55.123	32.773	7.034	89.52	1:28.007	9
8	69	DV1	Simon HOLLOWAY	PVP/Rotax	10	15:20.832	58.482	25.709	87.02	1:26.584	9
9	20	DV1	Carl KINSEY	PVP/Rotax	10	15:23.729	1:01.379	2.897	86.75	1:26.038	9
10	3	DV1	Neil BAGLEY	PVP/Rotax	10	15:25.273	1:02.923	1.544	86.60	1:27.542	9
11	86	250	Michael CRAWFORD	Anderson/Rotax	10	15:25.843	1:03.493	0.570	86.55	1:31.375	3
12	60	250	Roy BENNETT	ADE/Honda	10	15:29.518	1:07.168	3.675	86.21	1:29.204	5
13	54	DV1	Steve BRIGGS	Raider/TM	10	15:33.489	1:11.139	3.971	85.84	1:27.314	8
14	14	250	John DICKINSON	Anderson/Honda	10	15:36.767	1:14.417	3.278	85.54	1:29.719	4
15	94	DV1	Bob HOSIER	PVP/Rotax	10	15:52.521	1:30.171	15.754	84.13	1:29.715	7
16	77	250	Lee THORNTON	Raider/Honda	10	15:53.463	1:31.113	0.942	84.04	1:33.827	8
17	0	DV1	Paul PLATT	F1 TM	10	15:53.744	1:31.394	0.281	84.02	1:31.404	7
18	26	250	Paul FOWLER	Anderson/Honda	9	14:22.448	1 lap	1 lap	83.62	1:33.170	9
19	27	250	Steve HAIGH	Anderson/Honda	9	14:23.828	1 lap	1.380	83.49	1:33.596	7
20	18	250	David MOORE	Anderson/Rotax	9	14:30.876	1 lap	7.048	82.81	1:34.780	5
21	142	250	Peter TILLSON-HAWKE	F1/Honda	9	14:44.842	1 lap	13.966	81.50	1:34.998	4
22	114	250	Charles ELLIOTT	Anderson/Honda	9	14:45.344	1 lap	0.502	81.46	1:35.007	6
23	35	250	Eddie KOOIKER	Jade/Honda	9	14:53.026	1 lap	7.682	80.76	1:37.001	8
24	48	250	Robert TAYLOR	Anderson/KTM	9	15:35.466	1 lap	42.440	77.09	1:41.726	9
25	98	DV1	Andrew SCOTT	Raider/Rotax	8	14:49.437	2 laps	1 lap	72.07	1:42.150	1

### NOT CLASSIFIED

DNF	4	250	James OREILLY	PVP/Honda	9	13:05.564	1 lap	0.000	91.80	1:25.704	4
DNF	64	250	Tony LONG	Raider/Honda	7	11:11.726	3 laps	2 laps	83.50	1:32.383	6
DNF	70	DV1	Stephen MCADAM	ADE/FPE	6	9:30.827	4 laps	1 lap	84.23	1:24.719	5
DNF	99	250	Andrew DEAN	ADE/Honda	3	4:59.015	7 laps	3 laps	80.39	1:35.569	2
DNF	58	250	Keith TUCKLEY	Anderson/Honda	2	3:11.697	8 laps	1 lap	83.60	1:32.502	2
DNF	21	250	Richard SYKES	Anderson/Honda	1	1:36.215	9 laps	1 lap	83.28	1:33.730	1
DNF	12	DV1	Mark OWENS	ADE/DEA	1	2:01.047	9 laps	24.832	66.20	1:26.322	1
DNS	72	250	Richard DEWART	Anderson/Honda	0						

### FASTEST LAP

E	250	Gavin BENNETT	Anderson/Honda	3	1:25.098	94.16 mph	151.55 kph
50	DV1	Carl HULME	Anderson/FPE	8	1:22.530	97.09 mph	156.26 kph

Weather / Track : Bright / Dry

These results are provisional until the conclusion of any judicial and technical matters.

Oulton Park Island  
Circuit Length = 2.2260 miles  
Start: 15:53 End: 16:09

Clerk of Course :		Timekeeper :	
-------------------	--	--------------	--

# MSA British Superkart Championship - Group B & C

## RACE 5 - LAP CHART

Lap 1			Lap 2			Lap 3			Lap 4			Lap 5		
No	Behind	Laptime	No	Behind	Laptime	No	Behind	Laptime	No	Behind	Laptime	No	Behind	Laptime
E		1:28.618	E		1:25.423	E		1:25.098	E		1:25.358	E		1:26.543
4	0.873	1:29.339	4	1.717	1:26.267	4	2.642	1:26.023	4	2.988	1:25.704	4	3.155	1:26.710
6	1.809	1:30.053	6	2.384	1:25.998	6	3.241	1:25.955	6	3.667	1:25.784	71	3.920	1:25.986
31	2.045	1:30.371	31	2.940	1:26.318	31	3.734	1:25.892	71	4.477	1:25.931	6	4.076	1:26.952
71	2.265	1:30.699	71	3.548	1:26.706	71	3.904	1:25.454	31	5.279	1:26.903	31	5.354	1:26.618
60	4.974	1:33.135	193	10.475	1:29.711	193	14.858	1:29.481	193	18.789	1:29.289	193	21.064	1:28.818
21	6.117	1:33.730	60	10.867	1:31.316	60	16.182	1:30.413	60	20.499	1:29.675	98	1 LAP	1:49.764
193	6.187	1:32.490	14	14.227	1:30.487	14	18.932	1:29.803	14	23.293	1:29.719	60	23.160	1:29.204
86	8.226	1:35.241	86	15.407	1:32.604	86	21.684	1:31.375	86	27.767	1:31.441	50	26.110	1:23.786
58	9.097	1:35.471	58	16.176	1:32.502	50	30.664	1:26.166	50	28.867	1:23.561	14	27.403	1:30.653
14	9.163	1:35.666	77	20.803	1:34.640	77	30.669	1:34.964	2	33.856	1:24.962	2	31.931	1:24.618
26	11.362	1:38.599	26	21.180	1:35.241	26	31.304	1:35.222	70	33.947	1:24.801	70	32.123	1:24.719
77	11.586	1:37.559	18	25.643	1:37.187	2	34.252	1:25.843	77	39.885	1:34.574	86	33.221	1:31.997
18	13.879	1:39.034	64	25.884	1:36.002	70	34.504	1:25.896	26	40.174	1:34.228	3	48.571	1:28.529
64	15.305	1:41.518	27	26.693	1:35.772	27	37.213	1:35.618	0	46.389	1:33.670	77	49.198	1:35.856
27	16.344	1:42.030	99	27.054	1:35.569	64	37.481	1:36.695	27	46.444	1:34.589	26	49.482	1:35.851
35	16.859	1:42.452	0	27.088	1:35.429	0	38.077	1:36.087	64	46.558	1:34.435	69	49.928	1:29.033
99	16.908	1:42.716	142	27.814	1:36.129	18	38.362	1:37.817	3	46.585	1:28.169	64	53.470	1:33.455
0	17.082	1:41.993	50	29.596	1:24.347	99	38.396	1:36.440	69	47.438	1:28.647	27	54.842	1:34.941
142	17.108	1:42.393	35	30.164	1:38.728	142	39.080	1:36.364	18	48.617	1:35.613	0	54.999	1:35.153
48	22.186	1:47.598	2	33.507	1:26.008	35	43.502	1:38.436	142	48.720	1:34.998	20	55.482	1:27.164
114	22.296	1:41.808	70	33.706	1:25.309	3	43.774	1:28.330	20	54.861	1:28.333	18	56.854	1:34.780
50	30.672	1:26.136	114	34.958	1:38.085	69	44.149	1:28.044	35	56.367	1:38.223	142	57.318	1:35.141
12	30.949	1:26.322	3	40.542	1:28.545	54	45.230	1:28.655	114	56.549	1:35.911	54	1:00.638	1:29.643
2	32.922	1:28.112	48	40.545	1:43.782	114	45.996	1:36.136	54	57.538	1:37.666	94	1:07.712	1:32.018
70	33.820	1:28.682	69	41.203	1:28.773	20	51.886	1:28.399	94	1:02.237	1:31.457	35	1:08.906	1:39.082
3	37.420	1:32.324	54	41.673	1:28.688	94	56.138	1:32.774	48	1:16.092	1:43.243	114	1:08.949	1:38.943
69	37.853	1:33.027	94	48.462	1:32.492	48	58.207	1:42.760						
54	38.408	1:33.330	20	48.585	1:28.920	98	1:24.488	1:44.295						
94	41.393	1:36.082	98	1:05.291	1:42.791									
20	45.088	1:40.126												
98	47.923	1:42.150												

# MSA British Superkart Championship - Group B & C

## RACE 5 - LAP CHART

Lap 6			Lap 7			Lap 8			Lap 9			Lap 10		
No	Behind	Laptime	No	Behind	Laptime	No	Behind	Laptime	No	Behind	Laptime	No	Behind	Laptime
E		1:26.096	E		1:25.294	E		1:26.340	E		1:25.725	E		1:26.375
71	3.811	1:25.987	71	6.258	1:27.741	114	1 LAP	1:35.297	98	2 LAPS	1:47.971	26	1 LAP	1:33.170
4	4.447	1:27.388	4	6.468	1:27.315	71	5.564	1:25.646	71	6.517	1:26.678	27	1 LAP	1:34.225
6	5.013	1:27.033	6	6.636	1:26.917	35	1 LAP	1:37.944	142	1 LAP	1:39.848	71	6.815	1:26.673
31	6.349	1:27.091	31	7.385	1:26.330	6	7.235	1:26.939	6	9.060	1:27.550	18	1 LAP	1:35.353
48	1 LAP	1:43.201	50	20.916	1:23.263	4	7.341	1:27.213	4	9.589	1:27.973	6	9.743	1:27.058
50	22.947	1:22.933	48	1 LAP	1:43.543	31	7.523	1:26.478	31	9.801	1:28.003	31	11.362	1:27.936
193	23.966	1:28.998	193	27.094	1:28.422	50	17.106	1:22.530	114	1 LAP	1:37.321	50	11.831	1:23.210
60	27.960	1:30.896	2	29.722	1:24.438	2	27.429	1:24.047	50	14.996	1:23.615	142	1 LAP	1:40.700
2	30.578	1:24.743	60	34.207	1:31.541	193	28.781	1:28.027	35	1 LAP	1:37.001	114	1 LAP	1:36.250
14	32.757	1:31.450	14	37.428	1:29.965	48	1 LAP	1:42.731	2	26.283	1:24.579	2	25.739	1:25.831
86	39.007	1:31.882	86	46.067	1:32.354	14	41.374	1:30.286	193	31.063	1:28.007	98	2 LAPS	1:49.461
98	1 LAP	1:49.796	3	54.128	1:28.956	60	44.202	1:36.335	69	57.263	1:26.584	35	1 LAP	1:39.011
3	50.466	1:27.991	69	54.536	1:27.890	86	52.045	1:32.318	60	57.400	1:38.923	193	32.773	1:28.085
69	51.940	1:28.108	20	59.586	1:26.843	69	56.404	1:28.208	48	1 LAP	1:42.196	69	58.482	1:27.594
70	52.211	1:46.184	54	1:04.470	1:27.423	3	56.685	1:28.897	86	58.033	1:31.713	20	1:01.379	1:26.256
20	58.037	1:28.651	77	1:07.230	1:34.306	20	1:01.185	1:27.939	3	58.502	1:27.542	3	1:02.923	1:30.796
77	58.218	1:35.116	26	1:07.311	1:34.037	54	1:05.444	1:27.314	20	1:01.498	1:26.038	86	1:03.493	1:31.835
26	58.568	1:35.182	64	1:07.816	1:33.353	77	1:14.717	1:33.827	54	1:08.278	1:28.559	60	1:07.168	1:36.143
64	59.757	1:32.383	98	1 LAP	1:47.338	0	1:17.389	1:35.151	14	1:09.149	1:53.500	54	1:11.139	1:29.236
54	1:02.341	1:27.799	0	1:08.578	1:31.404	26	1:19.028	1:38.057	77	1:23.007	1:34.015	48	1 LAP	1:41.726
0	1:02.468	1:33.565	27	1:11.165	1:33.596	27	1:19.353	1:34.528	0	1:23.543	1:31.879	14	1:14.417	1:31.643
27	1:02.863	1:34.117	94	1:16.207	1:29.715	94	1:20.019	1:30.152	94	1:25.538	1:31.244	94	1:30.171	1:31.008
18	1:05.965	1:35.207	18	1:16.304	1:35.633	18	1:25.273	1:35.309				77	1:31.113	1:34.481
142	1:08.606	1:37.384	142	1:20.384	1:37.072							0	1:31.394	1:34.226
94	1:11.786	1:30.170												
114	1:17.860	1:35.007												
35	1:20.454	1:37.644												

# MSA British Superkart Championship - Group A & C

## RACE 9 - CLASSIFICATION

POS	NO	CL	NAME	ENTRY	LAPS	TIME	GAP	DIFF	MPH	BEST	ON
1	4	250	<b>James OREILLY</b>	PVP/Honda	8	12:05.714			88.33	1:27.287	8
2	11	250	<b>Kevin WARING</b>	Anderson/Honda	8	12:18.553	<b>12.839</b>	12.839	86.80	1:28.871	7
3	6	250	<b>Dean HAWLEY</b>	Anderson/Honda	8	12:19.310	<b>13.596</b>	0.757	86.71	1:28.986	2
4	46	250	<b>Charles JOHNSON</b>	Anderson/Honda	8	12:25.469	<b>19.755</b>	6.159	85.99	1:30.125	8
5	41	250	<b>Craig FLEMING</b>	Anderson/Honda	8	12:32.339	<b>26.625</b>	6.870	85.21	1:30.655	8
6	14	250	<b>John DICKINSON</b>	Anderson/Honda	8	12:50.297	<b>44.583</b>	17.958	83.22	1:31.650	4
7	0	DV1	<b>Paul PLATT</b>	F1 TM	8	12:57.520	<b>51.806</b>	7.223	82.45	1:32.512	8
8	88	250	<b>Lionel SIFLEET</b>	Anderson/Honda	8	12:58.729	<b>53.015</b>	1.209	82.32	1:32.150	4
9	86	250	<b>Michael CRAWFORD</b>	Anderson/Rotax	8	13:01.298	<b>55.584</b>	2.569	82.05	1:32.605	2
10	52	250	<b>Steve BURTON</b>	Anderson/Honda	8	13:06.111	<b>1:00.397</b>	4.813	81.55	1:34.553	2
11	00	250	<b>Jason DREDGE</b>	Anderson/Honda	8	13:14.255	<b>1:08.541</b>	8.144	80.71	1:28.929	8
12	114	250	<b>Charles ELLIOTT</b>	Anderson/Honda	8	13:17.876	<b>1:12.162</b>	3.621	80.34	1:33.500	4
13	112	250	<b>Richard SANDERS</b>	ADE/Honda	7	12:24.514	<b>1 lap</b>	1 lap	75.34	1:42.174	4
14	33	250	<b>Tony GREEN</b>	Anderson/Honda	7	12:29.114	<b>1 lap</b>	4.600	74.88	1:41.791	4
15	142	250	<b>Peter TILLSON-HAWKE</b>	F1/Honda	7	12:33.986	<b>1 lap</b>	4.872	74.39	1:43.890	1

### NOT CLASSIFIED

DNF	31	250	<b>Sam MOSS</b>	Anderson/Honda	4	6:02.680	<b>4 laps</b>	3 laps	88.38	1:28.931	4
DNF	58	250	<b>Keith TUCKLEY</b>	Anderson/Honda	4	6:17.802	<b>4 laps</b>	15.122	84.84	1:32.249	4
DNF	77	250	<b>Lee THORNTON</b>	Raider/Honda	4	6:32.641	<b>4 laps</b>	14.839	81.63	1:35.321	4
DNC	72	250	<b>Richard DEWART</b>	Anderson/Honda	3	12:31.478	<b>5 laps</b>	1 lap	31.99	1:29.656	3
DNF	24	250	<b>Darren SMITH</b>	Anderson/Honda	2	3:26.402	<b>6 laps</b>	1 lap	77.65	1:39.510	2
DNF	5	250	<b>Nathan FEARON</b>	Anderson/Honda	2	4:07.230	<b>6 laps</b>	40.828	64.82	1:37.175	1
DNF	21	250	<b>Richard SYKES</b>	Anderson/Honda	1	1:35.511	<b>7 laps</b>	1 lap	83.90	1:33.488	1
DNF	20	DV1	<b>Carl KINSEY</b>	Anderson/Rotax	1	1:43.083	<b>7 laps</b>	7.572	77.73	1:38.386	1
DNF	32	250	<b>Phil JEMEX-JONES</b>	Anderson/Honda	0						
DNF	48	250	<b>Robert TAYLOR</b>	Anderson/KTM	0						

### FASTEST LAP

4	250	<b>James OREILLY</b>	PVP/Honda	8	1:27.287	91.80 mph	147.74 kph
0	DV1	<b>Paul PLATT</b>	F1 TM	8	1:32.512	86.62 mph	139.40 kph

Weather / Track : Bright / Dry

These results are provisional until the conclusion of any judicial and technical matters.

Oulton Park Island  
Circuit Length = 2.2260 miles  
Start: 18:13 End: 18:26

Clerk of Course :

Timekeeper :

# MSA British Superkart Championship - Group A & C

## RACE 9 - LAP CHART

Lap 1			Lap 2			Lap 3			Lap 4			Lap 5		
No	Behind	Laptime	No	Behind	Laptime	No	Behind	Laptime	No	Behind	Laptime	No	Behind	Laptime
00		1:30.390	4		1:28.733	4		1:32.565	4		1:29.180	4		1:35.667
4	0.406	1:30.695	31	0.498	1:28.945	31	0.846	1:32.913	31	0.597	1:28.931	11	7.261	1:39.223
31	0.692	1:30.690	11	1.694	1:29.776	6	2.623	1:33.246	6	2.843	1:29.400	6	9.742	1:42.566
11	1.057	1:30.738	6	1.942	1:28.986	11	3.283	1:34.154	11	3.705	1:29.602	46	14.104	1:39.188
6	2.095	1:31.992	00	5.530	1:34.669	41	8.170	1:35.181	46	10.583	1:31.177	41	17.766	1:42.238
41	3.462	1:33.500	41	5.554	1:31.231	46	8.586	1:33.551	41	11.195	1:32.205	14	22.442	1:43.042
21	4.312	1:33.488	46	7.600	1:31.638	14	12.597	1:34.824	14	15.067	1:31.650	86	24.990	1:42.764
46	5.101	1:34.229	58	10.249	1:32.613	58	12.650	1:34.966	58	15.719	1:32.249	88	33.432	1:52.887
58	6.775	1:35.240	14	10.338	1:32.393	88	13.242	1:34.826	88	16.212	1:32.150	52	35.635	1:46.893
14	7.084	1:35.708	88	10.981	1:32.728	86	14.199	1:35.307	86	17.893	1:32.874	0	36.197	1:42.963
88	7.392	1:35.856	86	11.457	1:32.605	52	18.694	1:35.687	52	24.409	1:34.895	114	48.421	1:53.080
86	7.991	1:36.634	52	15.572	1:34.553	77	24.417	1:37.139	0	28.901	1:33.651	00	1:03.936	1:40.246
5	8.345	1:37.175	77	19.843	1:36.568	0	24.430	1:36.446	77	30.558	1:35.321	112	1:16.357	1:52.809
52	10.158	1:37.399	0	20.549	1:34.889	114	26.688	1:34.672	114	31.008	1:33.500	142	1:21.707	1:51.630
20	11.884	1:38.386	114	24.581	1:37.710	112	46.221	1:42.279	112	59.215	1:42.174	33	1:21.986	1:53.297
77	12.414	1:40.065	24	26.064	1:39.510	142	48.736	1:46.150	00	59.357	1:36.187			
0	14.799	1:41.557	142	35.151	1:47.229	33	51.745	1:45.438	33	1:04.356	1:41.791			
24	15.693	1:42.742	112	36.507	1:45.041	00	52.350	2:19.385 P	142	1:05.744	1:46.188			
114	16.010	1:43.311	33	38.872	1:47.583									
142	17.061	1:43.890	5	1:06.892	2:27.686									
33	20.428	1:46.716												
112	20.605	1:46.928												

**MSA British Superkart Championship - Group A & C**  
**RACE 9 - LAP CHART**

Lap 6			Lap 7			Lap 8		
No	Behind	Laptime	No	Behind	Laptime	No	Behind	Laptime
4		1:32.383	4		1:28.294	4		1:27.287
11	10.082	1:35.204	112	1 LAP	1:47.201	11	12.839	1:29.467
6	10.296	1:32.937	33	1 LAP	1:46.684	6	13.596	1:29.790
46	14.864	1:33.143	142	1 LAP	1:48.789	112	1 LAP	1:43.206
41	20.502	1:35.119	11	10.659	1:28.871	46	19.755	1:30.125
72	5 LAPS	9:27.194	6	11.093	1:29.091	33	1 LAP	1:42.694
14	30.109	1:40.050	46	16.917	1:30.347	72	5 LAPS	1:29.656
86	31.363	1:38.756	41	23.257	1:31.049	41	26.625	1:30.655
88	39.448	1:38.399	72	5 LAPS	1:29.716	142	1 LAP	1:45.740
0	40.007	1:36.193	14	37.443	1:35.628	14	44.583	1:34.427
52	43.038	1:39.786	86	44.630	1:41.561	0	51.806	1:32.512
114	56.616	1:40.578	88	46.206	1:35.052	88	53.015	1:34.096
00	1:04.827	1:33.274	0	46.581	1:34.868	86	55.584	1:38.241
			52	51.673	1:36.929	52	1:00.397	1:36.011
			114	1:03.610	1:35.288	00	1:08.541	1:28.929
			00	1:06.899	1:30.366	114	1:12.162	1:35.839

## 2CVParts.com Championship

### QUALIFYING - RACE 2 - CLASSIFICATION

POS	NO	CL	NAME	ENTRY	TIME	ON	LAPS	GAP	DIFF	KPH
1	10		Keith SHOEBRIDGE	Citroen 2CV	2:09.183	5	6			99.83
2	84		Mark TURNER	Citroen 2CV	2:09.850	3	6	0.667	0.667	99.31
3	1		MYATT/ROBERTSON	Citroen 2CV	2:10.219	4	6	1.036	0.369	99.03
4	2		Wayne COWLING	Citroen 2CV	2:11.629	5	6	2.446	1.410	97.97
5	7		Matthew RILEY	Citroen 2CV	2:11.637	6	6	2.454	0.008	97.97
6	71		Richard HOLLIS	Citroen 2CV	2:11.950	6	6	2.767	0.313	97.73
7	24		THOMPSON/THOMPSON	Citroen 2CV	2:12.026	5	6	2.843	0.076	97.68
8	78		Martin HINDLEY	Citroen 2CV	2:12.201	4	6	3.018	0.175	97.55
9	3		Sammie FRITCHLEY	Citroen 2CV	2:12.395	5	6	3.212	0.194	97.41
10	13		SMITH/CARDELL-WILLIA	Citroen 2CV	2:12.406	4	6	3.223	0.011	97.40
11	28		SPARROW/CALLANDER	Citroen 2CV	2:12.734	4	6	3.551	0.328	97.16
12	12		Aubrey BROCKLEBANK	Citroen 2CV	2:13.668	6	6	4.485	0.934	96.48
13	59		Andrew PIRT	Citroen 2CV	2:13.858	5	6	4.675	0.190	96.34
14	8		Derek COGHILL	Citroen 2CV	2:13.905	6	6	4.722	0.047	96.31
15	6		Steven PANAS	Citroen 2CV	2:13.971	4	5	4.788	0.066	96.26
16	90		Darren BAKER	Citroen 2CV	2:14.831	2	6	5.648	0.860	95.65
17	72		Matthew HOLLIS	Citroen 2CV	2:15.211	4	5	6.028	0.380	95.38
18	43		JAQUES/STRINGER	Citroen 2CV	2:15.834	2	6	6.651	0.623	94.94
19	68		Nick FINCH	Citroen 2CV	2:15.850	5	6	6.667	0.016	94.93
20	9		Helen DEELEY	Citroen 2CV	2:16.082	6	6	6.899	0.232	94.77
21	52		COWELL/SADLER	Citroen 2CV	2:16.234	4	6	7.051	0.152	94.66
22	64		Jack GABRIEL	Citroen 2CV	2:18.479	4	6	9.296	2.245	93.13
23	4		Trevor WILLIAMS	Citroen 2CV	2:19.432	2	3	10.249	0.953	92.49
24	97		Martin HARROLD	Citroen 2CV	2:20.902	2	6	11.719	1.470	91.52

Weather / Track : Sunny / Dry

These results are provisional until the conclusion of any judicial and technical matters.

Oulton Park Island  
Circuit Length = 3582 metres  
Start: 09:20 End: 09:38

Clerk of Course :

Timekeeper :

2CVParts.com Championship  
**QUALIFYING - RACE 2 - LAP ANALYSIS**

<b>1</b>	<b>MYATT/ROBERTSON</b>		Citroen 2CV			
1 -	2:10.911	+ 0.692	9:25:17.655	4 -	<b>2:10.219</b>	<b>9:31:48.867</b>
2 -	2:10.487	+ 0.268	9:27:28.142	5 -	2:18.992	+ 8.773 9:34:07.859
3 -	2:10.506	+ 0.287	9:29:38.648	6 -	2:12.260	+ 2.041 9:36:20.119
<b>2</b>	<b>Wayne COWLING</b>		Citroen 2CV			
1 -	2:14.757	+ 3.128	9:25:42.453	4 -	2:12.149	+ 0.520 9:32:21.348
2 -	2:12.835	+ 1.206	9:27:55.288	5 -	<b>2:11.629</b>	<b>9:34:32.977</b>
3 -	2:13.911	+ 2.282	9:30:09.199	6 -	2:12.505	+ 0.876 9:36:45.482
<b>3</b>	<b>Sammie FRITCHLEY</b>		Citroen 2CV			
1 -	2:14.266	+ 1.871	9:25:21.180	4 -	2:13.104	+ 0.709 9:32:00.034
2 -	2:12.437	+ 0.042	9:27:33.617	5 -	<b>2:12.395</b>	<b>9:34:12.429</b>
3 -	2:13.313	+ 0.918	9:29:46.930	6 -	2:13.316	+ 0.921 9:36:25.745
<b>4</b>	<b>Trevor WILLIAMS</b>		Citroen 2CV			
1 -	2:21.085	+ 1.653	9:25:37.712	3 -	2:29.193 P	+ 9.761 9:30:26.337
2 -	<b>2:19.432</b>		<b>9:27:57.144</b>			
<b>6</b>	<b>Steven PANAS</b>		Citroen 2CV			
1 -	2:30.881	+ 16.910	9:26:12.092	4 -	<b>2:13.971</b>	<b>9:32:55.431</b>
2 -	2:15.028	+ 1.057	9:28:27.120	5 -	2:22.936 P	+ 8.965 9:35:18.367
3 -	2:14.340	+ 0.369	9:30:41.460			
<b>7</b>	<b>Matthew RILEY</b>		Citroen 2CV			
1 -	2:14.006	+ 2.369	9:25:52.860	4 -	2:11.704	+ 0.067 9:32:33.068
2 -	2:13.701	+ 2.064	9:28:06.561	5 -	2:12.338	+ 0.701 9:34:45.406
3 -	2:14.803	+ 3.166	9:30:21.364	6 -	<b>2:11.637</b>	<b>9:36:57.043</b>
<b>8</b>	<b>Derek COGHILL</b>		Citroen 2CV			
1 -	2:17.005	+ 3.100	9:25:32.574	4 -	2:14.965	+ 1.060 9:32:19.048
2 -	2:15.466	+ 1.561	9:27:48.040	5 -	2:14.555	+ 0.650 9:34:33.603
3 -	2:16.043	+ 2.138	9:30:04.083	6 -	<b>2:13.905</b>	<b>9:36:47.508</b>
<b>9</b>	<b>Helen DEELEY</b>		Citroen 2CV			
1 -	2:24.562	+ 8.480	9:26:23.744	4 -	2:17.182	+ 1.100 9:33:18.209
2 -	2:19.632	+ 3.550	9:28:43.376	5 -	2:16.386	+ 0.304 9:35:34.595
3 -	2:17.651	+ 1.569	9:31:01.027	6 -	<b>2:16.082</b>	<b>9:37:50.677</b>
<b>10</b>	<b>Keith SHOEBRIDGE</b>		Citroen 2CV			
1 -	2:11.250	+ 2.067	9:25:36.098	4 -	2:09.776	+ 0.593 9:32:07.150
2 -	2:10.823	+ 1.640	9:27:46.921	5 -	<b>2:09.183</b>	<b>9:34:16.333</b>
3 -	2:10.453	+ 1.270	9:29:57.374	6 -	2:09.547	+ 0.364 9:36:25.880
<b>12</b>	<b>Aubrey BROCKLEBANK</b>		Citroen 2CV			
1 -	2:15.857	+ 2.189	9:25:47.033	4 -	2:14.543	+ 0.875 9:32:35.138
2 -	2:17.454	+ 3.786	9:28:04.487	5 -	2:13.814	+ 0.146 9:34:48.952
3 -	2:16.108	+ 2.440	9:30:20.595	6 -	<b>2:13.668</b>	<b>9:37:02.620</b>
<b>13</b>	<b>SMITH/CARDELL-WILLIA</b>		Citroen 2CV			
1 -	2:17.238	+ 4.832	9:25:37.955	4 -	<b>2:12.406</b>	<b>9:32:16.945</b>
2 -	2:13.153	+ 0.747	9:27:51.108	5 -	2:14.153	+ 1.747 9:34:31.098
3 -	2:13.431	+ 1.025	9:30:04.539	6 -	2:14.800	+ 2.394 9:36:45.898
<b>24</b>	<b>THOMPSON/THOMPSON</b>		Citroen 2CV			
1 -	2:13.929	+ 1.903	9:25:19.784	4 -	2:13.179	+ 1.153 9:32:00.776
2 -	2:13.322	+ 1.296	9:27:33.106	5 -	<b>2:12.026</b>	<b>9:34:12.802</b>
3 -	2:14.491	+ 2.465	9:29:47.597	6 -	2:12.490	+ 0.464 9:36:25.292
<b>28</b>	<b>SPARROW/CALLANDER</b>		Citroen 2CV			
1 -	2:14.580	+ 1.846	9:25:52.638	4 -	<b>2:12.734</b>	<b>9:32:32.870</b>
2 -	2:13.581	+ 0.847	9:28:06.219	5 -	2:13.173	+ 0.439 9:34:46.043

Oulton Park Island  
 Circuit Length = 3582 metres  
 Start: 09:20 End: 09:38

Weather / Track : Sunny / Dry

## 2CVParts.com Championship


### QUALIFYING - RACE 2 - LAP ANALYSIS

3 -	2:13.917	+ 1.183	9:30:20.136	6 -	2:21.020 P	+ 8.286	9:37:07.063
<b>43</b>	<b>JAQUES/STRINGER</b>		Citroen 2CV				
1 -	2:18.777	+ 2.943	9:25:49.430	4 -	2:16.144	+ 0.310	9:32:38.973
2 -	<b>2:15.834</b>		<b>9:28:05.264</b>	5 -	2:16.324	+ 0.490	9:34:55.297
3 -	2:17.565	+ 1.731	9:30:22.829	6 -	2:16.892	+ 1.058	9:37:12.189
<b>52</b>	<b>COWELL/SADLER</b>		Citroen 2CV				
1 -	2:19.343	+ 3.109	9:26:05.829	4 -	<b>2:16.234</b>		<b>9:32:57.502</b>
2 -	2:18.624	+ 2.390	9:28:24.453	5 -	2:16.760	+ 0.526	9:35:14.262
3 -	2:16.815	+ 0.581	9:30:41.268	6 -	2:17.187	+ 0.953	9:37:31.449
<b>59</b>	<b>Andrew PIRT</b>		Citroen 2CV				
1 -	2:21.273	+ 7.415	9:26:02.056	4 -	2:15.685	+ 1.827	9:32:53.279
2 -	2:20.246	+ 6.388	9:28:22.302	5 -	<b>2:13.858</b>		<b>9:35:07.137</b>
3 -	2:15.292	+ 1.434	9:30:37.594	6 -	2:14.979	+ 1.121	9:37:22.116
<b>64</b>	<b>Jack GABRIEL</b>		Citroen 2CV				
1 -	2:20.170	+ 1.691	9:25:52.121	4 -	<b>2:18.479</b>		<b>9:32:52.413</b>
2 -	2:20.483	+ 2.004	9:28:12.604	5 -	2:20.659	+ 2.180	9:35:13.072
3 -	2:21.330	+ 2.851	9:30:33.934	6 -	2:18.760	+ 0.281	9:37:31.832
<b>68</b>	<b>Nick FINCH</b>		Citroen 2CV				
1 -	2:22.213	+ 6.363	9:26:05.528	4 -	2:16.866	+ 1.016	9:32:56.870
2 -	2:18.184	+ 2.334	9:28:23.712	5 -	<b>2:15.850</b>		<b>9:35:12.720</b>
3 -	2:16.292	+ 0.442	9:30:40.004	6 -	2:16.613	+ 0.763	9:37:29.333
<b>71</b>	<b>Richard HOLLIS</b>		Citroen 2CV				
1 -	2:14.590	+ 2.640	9:25:26.536	4 -	2:12.983	+ 1.033	9:32:04.888
2 -	2:12.703	+ 0.753	9:27:39.239	5 -	2:12.465	+ 0.515	9:34:17.353
3 -	2:12.666	+ 0.716	9:29:51.905	6 -	<b>2:11.950</b>		<b>9:36:29.303</b>
<b>72</b>	<b>Matthew HOLLIS</b>		Citroen 2CV				
1 -	2:16.768	+ 1.557	9:28:52.365	4 -	<b>2:15.211</b>		<b>9:35:39.244</b>
2 -	2:15.600	+ 0.389	9:31:07.965	5 -	2:15.348	+ 0.137	9:37:54.592
3 -	2:16.068	+ 0.857	9:33:24.033				
<b>78</b>	<b>Martin HINDLEY</b>		Citroen 2CV				
1 -	2:16.721	+ 4.520	9:25:36.859	4 -	<b>2:12.201</b>		<b>9:32:17.338</b>
2 -	2:14.000	+ 1.799	9:27:50.859	5 -	2:14.398	+ 2.197	9:34:31.736
3 -	2:14.278	+ 2.077	9:30:05.137	6 -	2:25.222 P	+ 13.021	9:36:56.958
<b>84</b>	<b>Mark TURNER</b>		Citroen 2CV				
1 -	2:11.575	+ 1.725	9:25:27.267	4 -	2:10.287	+ 0.437	9:31:57.318
2 -	2:09.914	+ 0.064	9:27:37.181	5 -	2:10.146	+ 0.296	9:34:07.464
3 -	<b>2:09.850</b>		<b>9:29:47.031</b>	6 -	2:11.637	+ 1.787	9:36:19.101
<b>90</b>	<b>Darren BAKER</b>		Citroen 2CV				
1 -	2:18.132	+ 3.301	9:25:42.968	4 -	2:16.165	+ 1.334	9:32:31.523
2 -	<b>2:14.831</b>		<b>9:27:57.799</b>	5 -	2:15.857	+ 1.026	9:34:47.380
3 -	2:17.559	+ 2.728	9:30:15.358	6 -	2:15.631	+ 0.800	9:37:03.011
<b>97</b>	<b>Martin HARROLD</b>		Citroen 2CV				
1 -	2:24.140	+ 3.238	9:25:52.753	4 -	2:21.171	+ 0.269	9:32:55.913
2 -	<b>2:20.902</b>		<b>9:28:13.655</b>	5 -	2:21.010	+ 0.108	9:35:16.923
3 -	2:21.087	+ 0.185	9:30:34.742	6 -	2:21.450	+ 0.548	9:37:38.373

Weather / Track : Sunny / Dry

# 2CVParts.com Championship

## RACE 2 - GRID

ROW 12	2:19.432 4 Trevor WILLIAMS	2:20.902 97 Martin HARROLD
ROW 11	2:16.234 52 COWELL/SADLER	2:18.479 64 Jack GABRIEL
ROW 10	2:15.850 68 Nick FINCH	2:16.082 9 Helen DEELEY
ROW 9	2:15.211 72 Matthew HOLLIS	2:15.834 43 JAQUES/STRINGER
ROW 8	2:13.971 6 Steven PANAS	2:14.831 90 Darren BAKER
ROW 7	2:13.858 59 Andrew PIRT	2:13.905 8 Derek COGHILL
ROW 6	2:12.734 28 SPARROW/CALLANDER	2:13.668 12 Aubrey BROCKLEBANK
ROW 5	2:12.395 3 Sammie FRITCHLEY	2:12.406 13 SMITH/CARDELL-WILLIA
ROW 4	2:12.026 24 THOMPSON/THOMPSON	2:12.201 78 Martin HINDLEY
ROW 3	2:11.637 7 Matthew RILEY	2:11.950 71 Richard HOLLIS
ROW 2	2:10.219 1 MYATT/ROBERTSON	2:11.629 2 Wayne COWLING
ROW 1	2:09.183 10 Keith SHOEBRIDGE	2:09.850 84 Mark TURNER
<b>Pole</b>		
		

Oulton Park Island  
Circuit Length = 3582 metres

**These results are provisional until the conclusion of any judicial and technical matters.**

Clerk of Course :

Timekeeper :

## 2CVParts.com Championship

### QUALIFYING - RACE 8 - CLASSIFICATION

POS	NO	CL	NAME	ENTRY	TIME	ON	LAPS	GAP	DIFF	KPH
1	1		MYATT/ROBERTSON	Citroen 2CV	2:08.861	3	6			100.08
2	84		Mark TURNER	Citroen 2CV	2:09.492	2	6	0.631	0.631	99.59
3	2		Wayne COWLING	Citroen 2CV	2:11.548	6	6	2.687	2.056	98.03
4	71		Richard HOLLIS	Citroen 2CV	2:12.016	5	6	3.155	0.468	97.68
5	7		Matthew RILEY	Citroen 2CV	2:12.059	2	3	3.198	0.043	97.65
6	3		Sammie FRITCHLEY	Citroen 2CV	2:12.227	1	6	3.366	0.168	97.53
7	6		Steven PANAS	Citroen 2CV	2:12.786	5	5	3.925	0.559	97.12
8	13		SMITH/CARDELL-WILLIA	Citroen 2CV	2:13.310	2	6	4.449	0.524	96.74
9	28		SPARROW/CALLANDER	Citroen 2CV	2:13.871	3	5	5.010	0.561	96.33
10	90		Darren BAKER	Citroen 2CV	2:13.963	4	6	5.102	0.092	96.27
11	9		Helen DEELEY	Citroen 2CV	2:14.110	1	4	5.249	0.147	96.16
12	68		Nick FINCH	Citroen 2CV	2:14.316	6	6	5.455	0.206	96.01
13	72		Matthew HOLLIS	Citroen 2CV	2:14.340	6	6	5.479	0.024	96.00
14	78		Martin HINDLEY	Citroen 2CV	2:14.414	1	3	5.553	0.074	95.94
15	43		JAQUES/STRINGER	Citroen 2CV	2:15.198	2	6	6.337	0.784	95.39
16	59		Andrew PIRT	Citroen 2CV	2:15.311	4	6	6.450	0.113	95.31
17	97		Martin HARROLD	Citroen 2CV	2:16.821	6	6	7.960	1.510	94.25
18	10		Keith SHOEBRIDGE	Citroen 2CV	2:16.831	4	4	7.970	0.010	94.25
19	8		Derek COGHILL	Citroen 2CV	2:17.096	5	6	8.235	0.265	94.07
20	64		Jack GABRIEL	Citroen 2CV	2:18.015	2	5	9.154	0.919	93.44
21	24		THOMPSON/THOMPSON	Citroen 2CV	2:20.134	5	6	11.273	2.119	92.03
22	52		COWELL/SADLER	Citroen 2CV	2:22.966	2	5	14.105	2.832	90.20
23	12		Aubrey BROCKLEBANK	Citroen 2CV		0	1			

Weather / Track : Sunny / Dry

These results are provisional until the conclusion of any judicial and technical matters.

Oulton Park Island  
Circuit Length = 3582 metres  
Start: 09:43 End: 10:01

Clerk of Course :		Timekeeper :
-------------------	--	--------------

2CVParts.com Championship  
**QUALIFYING - RACE 8 - LAP ANALYSIS**

<b>1</b>	<b>MYATT/ROBERTSON</b>		Citroen 2CV				
1 -	2:09.535	+ 0.674	9:47:43.325	4 -	2:09.856	+ 0.995	9:54:12.363
2 -	2:10.321	+ 1.460	9:49:53.646	5 -	2:14.460	+ 5.599	9:56:26.823
3 -	<b>2:08.861</b>		<b>9:52:02.507</b>	6 -	2:09.308	+ 0.447	9:58:36.131
<b>2</b>	<b>Wayne COWLING</b>		Citroen 2CV				
1 -	2:12.092	+ 0.544	9:49:12.653	4 -	2:13.749	+ 2.201	9:55:50.901
2 -	2:12.383	+ 0.835	9:51:25.036	5 -	2:12.125	+ 0.577	9:58:03.026
3 -	2:12.116	+ 0.568	9:53:37.152	6 -	<b>2:11.548</b>		<b>10:00:14.574</b>
<b>3</b>	<b>Sammie FRITCHLEY</b>		Citroen 2CV				
1 -	<b>2:12.227</b>		<b>9:47:47.714</b>	4 -	2:13.308	+ 1.081	9:54:43.107
2 -	2:13.028	+ 0.801	9:50:00.742	5 -	2:13.610	+ 1.383	9:56:56.717
3 -	2:29.057	+ 16.830	9:52:29.799	6 -	2:14.196	+ 1.969	9:59:10.913
<b>6</b>	<b>Steven PANAS</b>		Citroen 2CV				
1 -	2:14.522	+ 1.736	9:50:33.249	4 -	2:13.617	+ 0.831	9:57:15.428
2 -	2:14.973	+ 2.187	9:52:48.222	5 -	<b>2:12.786</b>		<b>9:59:28.214</b>
3 -	2:13.589	+ 0.803	9:55:01.811				
<b>7</b>	<b>Matthew RILEY</b>		Citroen 2CV				
1 -	2:13.138	+ 1.079	9:48:18.598	3 -	2:25.537	+ 13.478	9:52:56.194
2 -	<b>2:12.059</b>		<b>9:50:30.657</b>				
<b>8</b>	<b>Derek COGHILL</b>		Citroen 2CV				
1 -	2:22.539	+ 5.443	9:48:47.901	4 -	2:18.845	+ 1.749	9:55:41.624
2 -	2:17.386	+ 0.290	9:51:05.287	5 -	<b>2:17.096</b>		<b>9:57:58.720</b>
3 -	2:17.492	+ 0.396	9:53:22.779	6 -	2:17.596	+ 0.500	10:00:16.316
<b>9</b>	<b>Helen DEELEY</b>		Citroen 2CV				
1 -	<b>2:14.110</b>		<b>9:51:56.103</b>	3 -	2:18.226	+ 4.116	9:56:29.234
2 -	2:14.905	+ 0.795	9:54:11.008	4 -	2:15.120	+ 1.010	9:58:44.354
<b>10</b>	<b>Keith SHOEBRIDGE</b>		Citroen 2CV				
1 -	2:19.137	+ 2.306	9:51:29.096	3 -	2:20.119	+ 3.288	9:56:06.936
2 -	2:17.721	+ 0.890	9:53:46.817	4 -	<b>2:16.831</b>		<b>9:58:23.767</b>
<b>12</b>	<b>Aubrey BROCKLEBANK</b>		Citroen 2CV				
1 -	2:27.888 P	- 03:58:26.888	9:51:33.944				
<b>13</b>	<b>SMITH/CARDELL-WILLIA</b>		Citroen 2CV				
1 -	2:15.311	+ 2.001	9:48:30.761	4 -	2:13.454	+ 0.144	9:55:10.946
2 -	<b>2:13.310</b>		<b>9:50:44.071</b>	5 -	2:14.835	+ 1.525	9:57:25.781
3 -	2:13.421	+ 0.111	9:52:57.492	6 -	2:20.520	+ 7.210	9:59:46.301
<b>24</b>	<b>THOMPSON/THOMPSON</b>		Citroen 2CV				
1 -	2:23.708	+ 3.574	9:48:13.587	4 -	2:21.542	+ 1.408	9:55:18.722
2 -	2:22.121	+ 1.987	9:50:35.708	5 -	<b>2:20.134</b>		<b>9:57:38.856</b>
3 -	2:21.472	+ 1.338	9:52:57.180	6 -	2:21.246	+ 1.112	10:00:00.102
<b>28</b>	<b>SPARROW/CALLANDER</b>		Citroen 2CV				
1 -	2:15.787	+ 1.916	9:50:16.760	4 -	2:14.303	+ 0.432	9:56:59.338
2 -	2:14.404	+ 0.533	9:52:31.164	5 -	2:13.992	+ 0.121	9:59:13.330
3 -	<b>2:13.871</b>		<b>9:54:45.035</b>				
<b>43</b>	<b>JAQUES/STRINGER</b>		Citroen 2CV				
1 -	2:16.377	+ 1.179	9:48:42.310	4 -	2:17.102	+ 1.904	9:55:29.840
2 -	<b>2:15.198</b>		<b>9:50:57.508</b>	5 -	2:15.639	+ 0.441	9:57:45.479
3 -	2:15.230	+ 0.032	9:53:12.738	6 -	2:15.905	+ 0.707	10:00:01.384

Oulton Park Island  
Circuit Length = 3582 metres  
Start: 09:43 End: 10:01

Weather / Track : Sunny / Dry


2CVParts.com Championship  
**QUALIFYING - RACE 8 - LAP ANALYSIS**

<b>52</b>	<b>COWELL/SADLER</b>		Citroen 2CV				
1 -	2:29.172	+ 6.206	9:51:01.377	4 -	2:23.680	+ 0.714	9:58:11.622
2 -	<b>2:22.966</b>		<b>9:53:24.343</b>	5 -	2:24.073	+ 1.107	10:00:35.695
3 -	2:23.599	+ 0.633	9:55:47.942				
<b>59</b>	<b>Andrew PIRT</b>		Citroen 2CV				
1 -	2:16.881	+ 1.570	9:48:24.431	4 -	<b>2:15.311</b>		<b>9:55:13.665</b>
2 -	2:18.314	+ 3.003	9:50:42.745	5 -	2:15.726	+ 0.415	9:57:29.391
3 -	2:15.609	+ 0.298	9:52:58.354	6 -	2:16.112	+ 0.801	9:59:45.503
<b>64</b>	<b>Jack GABRIEL</b>		Citroen 2CV				
1 -	2:19.949	+ 1.934	9:49:08.081	4 -	2:21.044	+ 3.029	9:56:05.691
2 -	<b>2:18.015</b>		<b>9:51:26.096</b>	5 -	2:19.184	+ 1.169	9:58:24.875
3 -	2:18.551	+ 0.536	9:53:44.647				
<b>68</b>	<b>Nick FINCH</b>		Citroen 2CV				
1 -	2:15.870	+ 1.554	9:48:41.325	4 -	2:15.193	+ 0.877	9:55:30.105
2 -	2:18.537	+ 4.221	9:50:59.862	5 -	2:14.429	+ 0.113	9:57:44.534
3 -	2:15.050	+ 0.734	9:53:14.912	6 -	<b>2:14.316</b>		<b>9:59:58.850</b>
<b>71</b>	<b>Richard HOLLIS</b>		Citroen 2CV				
1 -	2:12.357	+ 0.341	9:47:47.394	4 -	2:17.045	+ 5.029	9:54:44.874
2 -	2:13.506	+ 1.490	9:50:00.900	5 -	<b>2:12.016</b>		<b>9:56:56.890</b>
3 -	2:26.929	+ 14.913	9:52:27.829	6 -	2:13.633	+ 1.617	9:59:10.523
<b>72</b>	<b>Matthew HOLLIS</b>		Citroen 2CV				
1 -	2:15.316	+ 0.976	9:48:41.867	4 -	2:17.431	+ 3.091	9:55:30.599
2 -	2:15.210	+ 0.870	9:50:57.077	5 -	2:14.445	+ 0.105	9:57:45.044
3 -	2:16.091	+ 1.751	9:53:13.168	6 -	<b>2:14.340</b>		<b>9:59:59.384</b>
<b>78</b>	<b>Martin HINDLEY</b>		Citroen 2CV				
1 -	<b>2:14.414</b>		<b>9:52:58.098</b>	3 -	2:15.483	+ 1.069	9:57:28.687
2 -	2:15.106	+ 0.692	9:55:13.204				
<b>84</b>	<b>Mark TURNER</b>		Citroen 2CV				
1 -	2:09.843	+ 0.351	9:47:43.147	4 -	2:09.569	+ 0.077	9:54:11.706
2 -	<b>2:09.492</b>		<b>9:49:52.639</b>	5 -	2:14.299	+ 4.807	9:56:26.005
3 -	2:09.498	+ 0.006	9:52:02.137	6 -	2:09.921	+ 0.429	9:58:35.926
<b>90</b>	<b>Darren BAKER</b>		Citroen 2CV				
1 -	2:18.647	+ 4.684	9:48:25.736	4 -	<b>2:13.963</b>		<b>9:55:14.312</b>
2 -	2:20.371	+ 6.408	9:50:46.107	5 -	2:14.586	+ 0.623	9:57:28.898
3 -	2:14.242	+ 0.279	9:53:00.349	6 -	2:16.051	+ 2.088	9:59:44.949
<b>97</b>	<b>Martin HARROLD</b>		Citroen 2CV				
1 -	2:18.542	+ 1.721	9:49:15.183	4 -	2:20.599	+ 3.778	9:55:42.804
2 -	1:46.795 D	+ -30.026	9:51:01.978	5 -	2:17.298	+ 0.477	9:58:00.102
3 -	2:20.227	+ 3.406	9:53:22.205	6 -	<b>2:16.821</b>		<b>10:00:16.923</b>

Weather / Track : Sunny / Dry

# 2CVParts.com Championship

## RACE 8 - GRID

ROW 12	12   Aubrey BROCKLEBANK	4   Trevor WILLIAMS
ROW 11	2:20.134 24   THOMPSON/THOMPSON	2:22.966 52   COWELL/SADLER
ROW 10	2:17.096 8   Derek COGHILL	2:18.015 64   Jack GABRIEL
ROW 9	2:16.821 97   Martin HARROLD	2:16.831 10   Keith SHOEBRIDGE
ROW 8	2:15.198 43   JAQUES/STRINGER	2:15.311 59   Andrew PIRT
ROW 7	2:14.340 72   Matthew HOLLIS	2:14.414 78   Martin HINDLEY
ROW 6	2:14.110 9   Helen DEELEY	2:14.316 68   Nick FINCH
ROW 5	2:13.871 28   SPARROW/CALLANDER	2:13.963 90   Darren BAKER
ROW 4	2:12.786 6   Steven PANAS	2:13.310 13   SMITH/CARDELL-WILLIA
ROW 3	2:12.059 7   Matthew RILEY	2:12.227 3   Sammie FRITCHLEY
ROW 2	2:11.548 2   Wayne COWLING	2:12.016 71   Richard HOLLIS
ROW 1	2:08.861 1   MYATT/ROBERTSON	2:09.492 84   Mark TURNER
<b>Pole</b>		
		

Oulton Park Island  
Circuit Length = 3582 metres

**These results are provisional until the conclusion of any judicial and technical matters.**

Clerk of Course :

Timekeeper :

## 2CVparts.com Championship RACE 2 - CLASSIFICATION

POS	NO	CL	NAME	ENTRY	LAPS	TIME	GAP	DIFF	MPH	BEST	ON
1	84		Mark TURNER	Citroen 2CV	12	26:07.357			61.35	2:08.727	11
2	10		Keith SHOEBRIDGE	Citroen 2CV	12	26:07.642	0.285	0.285	61.34	2:08.929	10
3	2		Wayne COWLING	Citroen 2CV	12	26:37.228	29.871	29.586	60.20	2:10.988	6
4	7		Matthew RILEY	Citroen 2CV	12	26:37.508	30.151	0.280	60.19	2:10.777	8
5	13		SMITH/CARDELL-WILLIA	Citroen 2CV	12	26:37.725	30.368	0.217	60.18	2:10.640	8
6	1		MYATT/ROBERTSON	Citroen 2CV	12	26:39.542	32.185	1.817	60.11	2:08.878	5
7	24		THOMPSON/THOMPSON	Citroen 2CV	12	26:46.848	39.491	7.306	59.84	2:11.723	7
8	3		Sammie FRITCHLEY	Citroen 2CV	12	26:50.848	43.491	4.000	59.69	2:11.760	4
9	59		Andrew PIRT	Citroen 2CV	12	26:50.969	43.612	0.121	59.69	2:12.370	7
10	6		Steven PANAS	Citroen 2CV	12	26:51.197	43.840	0.228	59.68	2:11.707	12
11	12		Aubrey BROCKLEBANK	Citroen 2CV	12	26:51.525	44.168	0.328	59.67	2:12.182	4
12	28		SPARROW/CALLANDER	Citroen 2CV	12	27:02.621	55.264	11.096	59.26	2:12.593	10
13	68		Nick FINCH	Citroen 2CV	12	27:03.210	55.853	0.589	59.24	2:12.589	11
14	71		Richard HOLLIS	Citroen 2CV	12	27:03.217	55.860	0.007	59.24	2:12.192	6
15	9		Helen DEELEY	Citroen 2CV	12	27:03.666	56.309	0.449	59.22	2:12.481	11
16	78		Martin HINDLEY	Citroen 2CV	12	27:12.991	1:05.634	9.325	58.88	2:12.466	4
17	8		Derek COGHILL	Citroen 2CV	12	27:13.741	1:06.384	0.750	58.86	2:12.394	4
18	90		Darren BAKER	Citroen 2CV	12	27:13.816	1:06.459	0.075	58.85	2:13.745	10
19	43		JAQUES/STRINGER	Citroen 2CV	12	27:14.196	1:06.839	0.380	58.84	2:13.661	7
20	72		Matthew HOLLIS	Citroen 2CV	12	27:35.781	1:28.424	21.585	58.07	2:15.677	11
21	52		COWELL/SADLER	Citroen 2CV	12	27:35.946	1:28.589	0.165	58.07	2:15.544	11
22	64		Jack GABRIEL	Citroen 2CV	12	27:52.825	1:45.468	16.879	57.48	2:16.583	3
23	97		Martin HARROLD	Citroen 2CV	12	27:53.697	1:46.340	0.872	57.45	2:16.988	10
24	4		Trevor WILLIAMS	Citroen 2CV	11	27:49.529	1 lap	1 lap	52.79	2:14.105	7

### FASTEST LAP

84	Mark TURNER	Citroen 2CV	11	2:08.727	62.25 mph	100.18 kph
----	-------------	-------------	----	----------	-----------	------------

Weather / Track : Bright / Dry

These results are provisional until the conclusion of any judicial and technical matters.

Oulton Park Island  
Circuit Length = 2.2260 miles  
Start: 13:36 End: 14:04

Clerk of Course :

Timekeeper :

# 2CVparts.com Championship

## RACE 2 - LAP CHART

Lap 1			Lap 2			Lap 3			Lap 4			Lap 5		
No	Behind	Laptime	No	Behind	Laptime	No	Behind	Laptime	No	Behind	Laptime	No	Behind	Laptime
10		2:18.233	10		2:11.227	10		2:09.925	10		2:10.276	10		2:10.876
1	0.620	2:17.196	84	0.247	2:10.612	84	0.445	2:10.123	84	0.552	2:10.383	84	0.275	2:10.599
84	0.862	2:18.052	1	1.884	2:12.491	1	5.882	2:13.923	2	12.340	2:14.958	2	14.448	2:12.984
24	3.921	2:18.554	2	5.125	2:12.086	2	7.658	2:12.458	7	12.551	2:14.352	7	14.697	2:13.022
2	4.266	2:20.593	24	5.414	2:12.720	24	8.181	2:12.692	78	13.382	2:12.466	13	15.298	2:12.368
7	4.608	2:20.229	7	5.668	2:12.287	7	8.475	2:12.732	24	13.541	2:15.636	78	15.886	2:13.380
78	5.299	2:19.837	78	8.049	2:13.977	78	11.192	2:13.068	13	13.806	2:12.602	24	16.202	2:13.537
8	5.322	2:18.198	13	8.412	2:13.629	13	11.480	2:12.993	6	14.462	2:11.771	6	16.622	2:13.036
3	5.942	2:19.833	8	8.824	2:14.729	59	12.449	2:13.060	3	14.911	2:11.760	59	16.779	2:12.435
13	6.010	2:19.633	59	9.314	2:14.432	6	12.967	2:13.146	59	15.220	2:13.047	3	17.638	2:13.603
59	6.109	2:18.642	6	9.746	2:14.073	3	13.427	2:13.353	8	15.898	2:12.394	12	18.003	2:12.844
12	6.363	2:19.347	3	9.999	2:15.284	8	13.780	2:14.881	12	16.035	2:12.182	8	18.168	2:13.146
6	6.900	2:19.078	12	10.228	2:15.092	12	14.129	2:13.826	28	22.603	2:14.090	28	25.792	2:14.065
43	7.209	2:18.292	43	10.568	2:14.586	68	17.856	2:13.663	68	25.067	2:17.487	71	27.860	2:13.502
72	8.615	2:20.060	90	13.538	2:15.750	43	18.155	2:17.512	71	25.234	2:13.233	68	28.250	2:14.059
90	9.015	2:19.966	68	14.118	2:15.888	28	18.789	2:13.354	9	26.094	2:16.694	1	28.571	2:08.878
4	9.286	2:19.411	28	15.360	2:13.890	90	19.054	2:15.441	43	26.331	2:18.452	9	29.586	2:14.368
68	9.457	2:20.142	72	15.384	2:17.996	9	19.676	2:13.787	90	26.685	2:17.907	90	30.787	2:14.978
9	11.120	2:21.435	9	15.814	2:15.921	72	22.146	2:16.687	72	28.694	2:16.824	43	31.184	2:15.729
28	12.697	2:24.743	4	18.869	2:20.810	71	22.277	2:12.510	1	30.569	2:34.963 P	72	35.512	2:17.694
52	13.233	2:23.605	71	19.692	2:14.079	52	28.864	2:18.149	52	35.123	2:16.535	52	40.722	2:16.475
97	14.038	2:23.587	52	20.640	2:18.634	97	29.619	2:18.109	97	38.039	2:18.696	97	47.752	2:20.589
64	14.821	2:25.074	97	21.435	2:18.624	64	30.307	2:16.583	64	39.605	2:19.574	64	48.718	2:19.989
71	16.840	2:26.390	64	23.649	2:20.055				4	1 LAP	4:55.348	4	1 LAP	2:16.497

# 2CVparts.com Championship

## RACE 2 - LAP CHART

Lap 6			Lap 7			Lap 8			Lap 9			Lap 10		
No	Behind	Laptime	No	Behind	Laptime	No	Behind	Laptime	No	Behind	Laptime	No	Behind	Laptime
10		2:10.586	84		2:09.514	84		2:08.945	84		2:09.190	84		2:09.017
84	0.521	2:10.832	10	0.217	2:10.252	10	0.377	2:09.105	10	0.543	2:09.356	10	0.455	2:08.929
2	14.850	2:10.988	2	17.013	2:12.198	13	18.978	2:10.640	2	21.321	2:11.161	2	24.241	2:11.937
7	15.050	2:10.939	13	17.283	2:11.732	2	19.350	2:11.282	7	21.518	2:11.273	7	24.503	2:12.002
13	15.586	2:10.874	7	17.603	2:12.588	7	19.435	2:10.777	13	22.026	2:12.238	13	24.976	2:11.967
24	17.784	2:12.168	24	19.472	2:11.723	24	23.055	2:12.528	24	27.155	2:13.290	1	31.215	2:09.237
6	19.332	2:13.296	6	21.951	2:12.654	6	26.094	2:13.088	1	30.995	2:10.796	24	31.634	2:13.496
59	19.761	2:13.568	59	22.096	2:12.370	59	26.418	2:13.267	59	31.979	2:14.751	3	35.583	2:12.552
3	20.208	2:13.156	3	22.450	2:12.277	12	26.713	2:12.520	3	32.048	2:14.486	59	36.557	2:13.595
12	20.743	2:13.326	12	23.138	2:12.430	3	26.752	2:13.247	12	32.492	2:14.969	6	36.875	2:13.034
78	21.437	2:16.137	8	24.464	2:12.835	8	28.752	2:13.233	8	32.721	2:13.159	12	36.930	2:13.455
8	21.664	2:14.082	78	28.098	2:16.696	1	29.389	2:09.713	6	32.858	2:15.954	8	37.367	2:13.663
1	28.753	2:10.768	1	28.621	2:09.903	78	34.944	2:15.791	71	41.538	2:13.143	71	45.180	2:12.659
28	29.369	2:14.163	71	32.360	2:12.929	28	37.339	2:13.881	28	41.923	2:13.774	28	45.499	2:12.593
71	29.466	2:12.192	28	32.403	2:13.069	71	37.585	2:14.170	78	42.353	2:16.599	68	48.030	2:13.352
68	31.313	2:13.649	68	35.447	2:14.169	9	39.876	2:12.872	68	43.695	2:12.972	9	48.379	2:13.334
9	31.612	2:12.612	9	35.949	2:14.372	68	39.913	2:13.411	9	44.062	2:13.376	78	49.778	2:16.442
90	34.503	2:14.302	90	38.384	2:13.916	43	44.243	2:13.982	43	48.979	2:13.926	43	54.299	2:14.337
43	35.580	2:14.982	43	39.206	2:13.661	90	44.513	2:15.074	90	49.767	2:14.444	90	54.495	2:13.745
72	42.781	2:17.855	52	51.428	2:15.563	52	58.703	2:16.220	52	1:07.041	2:17.528	52	1:14.532	2:16.508
52	45.900	2:15.764	72	51.981	2:19.235	72	59.291	2:16.255	72	1:07.403	2:17.302	72	1:14.828	2:16.442
64	55.433	2:17.301	64	1:02.750	2:17.352	64	1:11.394	2:17.589	64	1:19.915	2:17.711	4	1 LAP	2:17.094
97	56.128	2:18.962	97	1:04.027	2:17.934	97	1:13.956	2:18.874	4	1 LAP	2:14.355	64	1:28.894	2:17.996
4	1 LAP	2:15.323	4	1 LAP	2:15.787	4	1 LAP	2:14.105	97	1:21.861	2:17.095	97	1:29.832	2:16.988

# 2CVparts.com Championship

## RACE 2 - LAP CHART

Lap 11			Lap 12		
No	Behind	Laptime	No	Behind	Laptime
84		2:08.727	84		2:09.616
10	0.859	2:09.131	10	0.285	2:09.042
2	27.726	2:12.212	2	29.871	2:11.761
7	27.887	2:12.111	7	30.151	2:11.880
13	28.183	2:11.934	13	30.368	2:11.801
1	32.480	2:09.992	1	32.185	2:09.321
24	35.682	2:12.775	24	39.491	2:13.425
3	40.472	2:13.616	3	43.491	2:12.635
59	40.616	2:12.786	59	43.612	2:12.612
12	41.161	2:12.958	6	43.840	2:11.707
8	41.513	2:12.873	12	44.168	2:12.623
6	41.749	2:13.601	28	55.264	2:14.806
28	50.074	2:13.302	68	55.853	2:13.577
71	50.231	2:13.778	71	55.860	2:15.245
68	51.892	2:12.589	9	56.309	2:13.792
9	52.133	2:12.481	78	1:05.634	2:17.661
78	57.589	2:16.538	8	1:06.384	2:34.487
90	1:00.669	2:14.901	90	1:06.459	2:15.406
43	1:01.379	2:15.807	43	1:06.839	2:15.076
52	1:21.349	2:15.544	72	1:28.424	2:16.262
72	1:21.778	2:15.677	52	1:28.589	2:16.856
4	1 LAP	2:14.664	4	1 LAP	2:17.323
64	1:37.538	2:17.371	64	1:45.468	2:17.546
97	1:38.173	2:17.068	97	1:46.340	2:17.783

## 2CVParts.com Championship RACE 8 - CLASSIFICATION

POS	NO	CL	NAME	ENTRY	LAPS	TIME	GAP	DIFF	MPH	BEST	ON
1	84		Mark TURNER	Citroen 2CV	10	21:41.960			61.55	2:08.443	8
2	1		MYATT/ROBERTSON	Citroen 2CV	10	21:42.144	0.184	0.184	61.54	2:08.586	8
3	2		Wayne COWLING	Citroen 2CV	10	22:01.888	19.928	19.744	60.62	2:10.316	3
4	71		Richard HOLLIS	Citroen 2CV	10	22:02.254	20.294	0.366	60.60	2:10.626	3
5	7		Matthew RILEY	Citroen 2CV	10	22:02.351	20.391	0.097	60.60	2:10.249	5
6	9		Helen DEELEY	Citroen 2CV	10	22:14.531	32.571	12.180	60.04	2:10.935	6
7	68		Nick FINCH	Citroen 2CV	10	22:15.363	33.403	0.832	60.01	2:10.956	3
8	13		SMITH/CARDELL-WILLIA	Citroen 2CV	10	22:16.950	34.990	1.587	59.93	2:10.429	3
9	6		Steven PANAS	Citroen 2CV	10	22:19.004	37.044	2.054	59.84	2:11.376	8
10	59		Andrew PIRT	Citroen 2CV	10	22:24.886	42.926	5.882	59.58	2:11.760	4
11	43		JAQUES/STRINGER	Citroen 2CV	10	22:25.574	43.614	0.688	59.55	2:12.104	3
12	4		Trevor WILLIAMS	Citroen 2CV	10	22:35.732	53.772	10.158	59.10	2:12.174	7
13	10		Keith SHOEBRIDGE	Citroen 2CV	10	22:36.373	54.413	0.641	59.08	2:12.933	7
14	72		Matthew HOLLIS	Citroen 2CV	10	22:36.546	54.586	0.173	59.07	2:13.262	8
15	78		Martin HINDLEY	Citroen 2CV	10	22:49.531	1:07.571	12.985	58.51	2:10.803	3
16	90		Darren BAKER	Citroen 2CV	10	22:55.259	1:13.299	5.728	58.26	2:12.812	3
17	8		Derek COGHILL	Citroen 2CV	10	23:01.368	1:19.408	6.109	58.01	2:15.244	7
18	64		Jack GABRIEL	Citroen 2CV	10	23:01.859	1:19.899	0.491	57.99	2:15.515	4
19	97		Martin HARROLD	Citroen 2CV	10	23:04.928	1:22.968	3.069	57.86	2:14.982	6
20	12		Aubrey BROCKLEBANK	Citroen 2CV	10	23:06.360	1:24.400	1.432	57.80	2:12.508	4
21	24		THOMPSON/THOMPSON	Citroen 2CV	10	23:48.489	2:06.529	42.129	56.09	2:18.630	7
22	52		COWELL/SADLER	Citroen 2CV	10	23:50.285	2:08.325	1.796	56.02	2:19.943	2

NOT CLASSIFIED

DNF	3		Sammie FRITCHLEY	Citroen 2CV	9	19:59.905	1 lap	1 lap	60.10	2:11.365	4
DNF	28		SPARROW/CALLANDER	Citroen 2CV	7	16:31.484	3 laps	2 laps	56.57	2:12.446	4

FASTEST LAP

84			Mark TURNER	Citroen 2CV	8	2:08.443			62.39 mph	100.40 kph	
----	--	--	-------------	-------------	---	----------	--	--	-----------	------------	--

Weather / Track : Bright / Dry

These results are provisional until the conclusion of any judicial and technical matters.

Oulton Park Island  
Circuit Length = 2.2260 miles  
Start: 17:41 End: 18:05

Clerk of Course :		Timekeeper :	
-------------------	--	--------------	--

# 2CVParts.com Championship

## RACE 8 - LAP CHART

Lap 1			Lap 2			Lap 3			Lap 4			Lap 5		
No	Behind	Laptime	No	Behind	Laptime	No	Behind	Laptime	No	Behind	Laptime	No	Behind	Laptime
84		2:17.060	1		2:09.432	1		2:09.479	1		2:09.063	84		2:09.337
1	0.422	2:17.642	84	0.527	2:10.381	84	0.283	2:09.235	84	0.371	2:09.151	1	0.377	2:10.085
71	1.198	2:16.683	71	2.579	2:11.235	71	3.726	2:10.626	2	5.671	2:10.914	2	7.103	2:11.140
2	2.306	2:17.786	2	2.983	2:10.531	2	3.820	2:10.316	71	6.129	2:11.466	71	7.514	2:11.093
7	2.614	2:17.207	7	3.259	2:10.499	7	6.131	2:12.351	7	7.605	2:10.537	7	8.146	2:10.249
6	4.087	2:18.037	6	6.417	2:12.184	6	9.993	2:13.055	3	12.473	2:11.365	3	14.956	2:12.191
3	5.007	2:19.224	3	6.678	2:11.525	3	10.171	2:12.972	6	12.769	2:11.839	6	15.192	2:12.131
9	6.012	2:18.292	9	7.281	2:11.123	9	10.496	2:12.694	13	13.066	2:11.259	13	15.466	2:12.108
78	7.200	2:18.982	13	9.920	2:12.233	13	10.870	2:10.429	9	13.612	2:12.179	9	16.703	2:12.799
68	7.228	2:19.449	78	10.047	2:12.701	78	11.371	2:10.803	78	13.835	2:11.527	68	17.064	2:12.660
72	7.509	2:19.194	68	10.611	2:13.237	68	12.088	2:10.956	68	14.112	2:11.087	78	17.731	2:13.604
13	7.541	2:20.932	43	11.863	2:13.836	43	14.488	2:12.104	59	18.449	2:11.760	59	21.552	2:12.811
43	7.881	2:18.978	59	13.300	2:14.107	59	15.752	2:11.931	43	19.030	2:13.605	43	22.716	2:13.394
59	9.047	2:19.990	72	13.954	2:16.299	90	17.614	2:12.812	90	22.242	2:13.691	12	26.180	2:12.886
90	10.372	2:23.329	90	14.281	2:13.763	72	18.054	2:13.579	72	22.741	2:13.750	90	26.672	2:14.138
4	11.411	2:20.879	12	16.057	2:14.318	12	19.557	2:12.979	12	23.002	2:12.508	72	27.654	2:14.621
10	11.505	2:22.190	10	16.700	2:15.049	10	20.582	2:13.361	10	25.560	2:14.041	10	29.331	2:13.479
12	11.593	2:20.412	4	18.100	2:16.543	4	24.769	2:16.148	4	29.181	2:13.475	4	32.448	2:12.975
97	12.038	2:22.756	8	19.998	2:16.831	97	26.610	2:15.528	97	32.604	2:15.057	28	38.222	2:14.308
8	13.021	2:23.152	97	20.561	2:18.377	8	27.846	2:17.327	28	33.622	2:12.446	97	38.767	2:15.871
52	15.115	2:24.360	64	22.609	2:17.113	64	29.181	2:16.051	8	34.842	2:16.059	8	41.855	2:16.721
64	15.350	2:25.349	52	25.204	2:19.943	28	30.239	2:13.498	64	35.633	2:15.515	64	42.452	2:16.527
24	20.412	2:29.355	28	26.220	2:13.793	52	36.434	2:20.709	52	48.939	2:21.568	52	1:01.430	2:22.199
28	22.281	2:35.164	24	35.636	2:25.078	24	48.591	2:22.434	24	1:01.442	2:21.914	24	1:14.015	2:22.281

# 2CVParts.com Championship

## RACE 8 - LAP CHART

Lap 6			Lap 7			Lap 8			Lap 9			Lap 10		
No	Behind	Laptime	No	Behind	Laptime	No	Behind	Laptime	No	Behind	Laptime	No	Behind	Laptime
84		2:09.255	84		2:09.013	84		2:08.443	84		2:09.345	84		2:09.678
1	0.354	2:09.232	1	0.292	2:08.951	1	0.435	2:08.586	1	0.338	2:09.248	1	0.184	2:09.524
2	9.344	2:11.496	2	11.576	2:11.245	2	14.804	2:11.671	2	18.021	2:12.562	2	19.928	2:11.585
71	9.662	2:11.403	71	11.802	2:11.153	71	15.359	2:12.000	71	18.398	2:12.384	71	20.294	2:11.574
7	9.845	2:10.954	7	12.015	2:11.183	7	15.434	2:11.862	7	18.409	2:12.320	7	20.391	2:11.660
6	17.489	2:11.552	6	19.898	2:11.422	6	22.831	2:11.376	6	26.917	2:13.431	9	32.571	2:13.059
3	17.693	2:11.992	13	20.030	2:11.136	13	22.956	2:11.369	13	27.106	2:13.495	68	33.403	2:14.317
13	17.907	2:11.696	3	21.192	2:12.512	3	24.333	2:11.584	3	27.623	2:12.635	13	34.990	2:17.562
9	18.383	2:10.935	9	21.443	2:12.073	68	25.639	2:12.295	68	28.764	2:12.470	6	37.044	2:19.805
68	19.464	2:11.655	68	21.787	2:11.336	9	25.960	2:12.960	9	29.190	2:12.575	59	42.926	2:13.860
59	25.383	2:13.086	59	29.104	2:12.734	59	33.094	2:12.433	59	38.744	2:14.995	43	43.614	2:13.744
78	25.603	2:17.127	43	29.771	2:12.818	43	34.336	2:13.008	43	39.548	2:14.557	4	53.772	2:14.960
43	25.966	2:12.505	12	35.308	2:13.305	10	42.076	2:13.015	10	48.142	2:15.411	10	54.413	2:15.949
12	31.016	2:14.091	78	36.679	2:20.089	4	42.361	2:12.243	72	48.376	2:14.719	72	54.586	2:15.888
72	32.951	2:14.552	10	37.504	2:12.933	72	43.002	2:13.262	4	48.490	2:15.474	78	1:07.571	2:20.871
10	33.584	2:13.508	72	38.183	2:14.245	12	45.987	2:19.122	78	56.378	2:19.523	90	1:13.299	2:21.917
90	33.846	2:16.429	4	38.561	2:12.174	78	46.200	2:17.964	90	1:01.060	2:19.232	8	1:19.408	2:18.001
4	35.400	2:12.207	90	43.513	2:18.680	90	51.173	2:16.103	8	1:11.085	2:18.309	64	1:19.899	2:18.117
28	42.362	2:13.395	97	51.787	2:16.306	8	1:02.121	2:15.978	64	1:11.460	2:17.326	97	1:22.968	2:17.793
97	44.494	2:14.982	8	54.586	2:15.244	64	1:03.479	2:15.838	97	1:14.853	2:18.221	12	1:24.400	2:13.455
8	48.355	2:15.755	64	56.084	2:15.888	97	1:05.977	2:22.633	12	1:20.623	2:43.981 P	24	2:06.529	2:20.300
64	49.209	2:16.012	28	1:16.990	2:43.641	52	1:40.788	2:22.729	52	1:55.222	2:23.779	52	2:08.325	2:22.781
52	1:14.099	2:21.924	52	1:26.502	2:21.416	24	1:45.845	2:19.461	24	1:55.907	2:19.407			
24	1:25.210	2:20.450	24	1:34.827	2:18.630									

# Dunlop Mini Se7en Championship

## QUALIFYING - RACE 3 - CLASSIFICATION

POS	NO	CL	NAME	ENTRY	TIME	ON	LAPS	GAP	DIFF	KPH
1	2		<b>Paul THOMPSON</b>	Rover Mini	<b>1:49.696</b>	4	7			117.56
2	11		<b>Kane ASTIN</b>	Mini Seven	<b>1:49.958</b>	6	7	<b>0.262</b>	0.262	117.28
3	1		<b>Max HUNTER</b>	Mini	<b>1:50.287</b>	4	7	<b>0.591</b>	0.329	116.93
4	5		<b>Niven BURGE</b>	Altered Image Vickers Mini 7	<b>1:50.296</b>	7	7	<b>0.600</b>	0.009	116.92
5	4		<b>Ian DEVINY</b>	Rover Mini	<b>1:51.359</b>	5	7	<b>1.663</b>	1.063	115.81
6	35		<b>Paul SPARK</b>	Rover Mini	<b>1:52.427</b>	4	6	<b>2.731</b>	1.068	114.71
7	7		<b>Dick HUNTER</b>	Mini Seven	<b>1:52.506</b>	6	7	<b>2.810</b>	0.079	114.63
8	9		<b>James COULSON</b>	Mini Se7en	<b>1:52.622</b>	5	7	<b>2.926</b>	0.116	114.51
9	28		<b>Neil ROBINS</b>	Austin Mini	<b>1:53.151</b>	6	7	<b>3.455</b>	0.529	113.97
10	82		<b>Andrew RUTHVEN</b>	Mini Se7en	<b>1:53.219</b>	3	3	<b>3.523</b>	0.068	113.90
11	29		<b>Jabez DYER</b>	Mini	<b>1:53.222</b>	2	7	<b>3.526</b>	0.003	113.90
12	52		<b>Nathan BURGE</b>	Altered Image Vickers Mini 7	<b>1:53.318</b>	5	7	<b>3.622</b>	0.096	113.80
13	60		<b>Malcolm james KEAT</b>	Mini Seven	<b>1:53.327</b>	5	7	<b>3.631</b>	0.009	113.80
14	6		<b>Gareth HUNT</b>	Mini Se7en	<b>1:53.561</b>	3	7	<b>3.865</b>	0.234	113.56
15	49		<b>Huw DAVIES</b>	Mini 1000	<b>1:55.250</b>	5	7	<b>5.554</b>	1.689	111.90
16	34		<b>Ano TOWEY</b>	Mini Se7en	<b>1:55.316</b>	6	6	<b>5.620</b>	0.066	111.83
17	58		<b>Evan JONES</b>	Rover Mini	<b>1:59.654</b>	5	7	<b>9.958</b>	4.338	107.78
18	91		<b>Julian AFFLECK</b>	Mini 7	<b>2:02.073</b>	2	5	<b>12.377</b>	2.419	105.64
19	33		<b>Geoff TAYLOR</b>	Mini Se7en	<b>2:04.177</b>	4	6	<b>14.481</b>	2.104	103.85

Weather / Track : Sunny / Dry

These results are provisional until the conclusion of any judicial and technical matters.

Oulton Park Island  
Circuit Length = 3582 metres  
Start: 10:11 End: 10:28

Clerk of Course :		Timekeeper :
-------------------	--	--------------

# Dunlop Mini Se7en Championship

## QUALIFYING - RACE 3 - LAP ANALYSIS

<b>1</b>	<b>Max HUNTER</b> Mini						
1 -	1:52.897	+ 2.610	10:15:42.984	5 -	1:51.021	+ 0.734	10:23:06.762
2 -	1:51.879	+ 1.592	10:17:34.863	6 -	1:51.967	+ 1.680	10:24:58.729
3 -	1:50.591	+ 0.304	10:19:25.454	7 -	1:50.461	+ 0.174	10:26:49.190
4 -	<b>1:50.287</b>		<b>10:21:15.741</b>				
<b>2</b>	<b>Paul THOMPSON</b> Rover Mini						
1 -	1:51.174	+ 1.478	10:15:40.182	5 -	1:50.436	+ 0.740	10:23:03.138
2 -	1:51.029	+ 1.333	10:17:31.211	6 -	1:50.238	+ 0.542	10:24:53.376
3 -	1:51.795	+ 2.099	10:19:23.006	7 -	1:51.954	+ 2.258	10:26:45.330
4 -	<b>1:49.696</b>		<b>10:21:12.702</b>				
<b>4</b>	<b>Ian DEVINY</b> Rover Mini						
1 -	1:54.529	+ 3.170	10:15:48.253	5 -	<b>1:51.359</b>		<b>10:23:15.238</b>
2 -	1:52.046	+ 0.687	10:17:40.299	6 -	1:51.363	+ 0.004	10:25:06.601
3 -	1:51.825	+ 0.466	10:19:32.124	7 -	1:51.359		10:26:57.960
4 -	1:51.755	+ 0.396	10:21:23.879				
<b>5</b>	<b>Niven BURGE</b> Altered Image Vickers Mini 7						
1 -	1:51.309	+ 1.013	10:15:39.505	5 -	1:58.255	+ 7.959	10:23:13.534
2 -	1:52.422	+ 2.126	10:17:31.927	6 -	1:51.173	+ 0.877	10:25:04.707
3 -	1:52.534	+ 2.238	10:19:24.461	7 -	<b>1:50.296</b>		<b>10:26:55.003</b>
4 -	1:50.818	+ 0.522	10:21:15.279				
<b>6</b>	<b>Gareth HUNT</b> Mini Se7en						
1 -	1:56.798	+ 3.237	10:16:00.474	5 -	1:53.608	+ 0.047	10:23:35.696
2 -	1:54.194	+ 0.633	10:17:54.668	6 -	1:53.657	+ 0.096	10:25:29.353
3 -	<b>1:53.561</b>		<b>10:19:48.229</b>	7 -	1:54.169	+ 0.608	10:27:23.522
4 -	1:53.859	+ 0.298	10:21:42.088				
<b>7</b>	<b>Dick HUNTER</b> Mini Seven						
1 -	1:54.798	+ 2.292	10:15:49.129	5 -	1:52.510	+ 0.004	10:23:20.526
2 -	1:53.201	+ 0.695	10:17:42.330	6 -	<b>1:52.506</b>		<b>10:25:13.032</b>
3 -	1:53.051	+ 0.545	10:19:35.381	7 -	1:52.761	+ 0.255	10:27:05.793
4 -	1:52.635	+ 0.129	10:21:28.016				
<b>9</b>	<b>James COULSON</b> Mini Se7en						
1 -	1:56.926	+ 4.304	10:15:44.311	5 -	<b>1:52.622</b>		<b>10:23:17.488</b>
2 -	1:52.940	+ 0.318	10:17:37.251	6 -	1:53.446	+ 0.824	10:25:10.934
3 -	1:53.585	+ 0.963	10:19:30.836	7 -	1:52.885	+ 0.263	10:27:03.819
4 -	1:54.030	+ 1.408	10:21:24.866				
<b>11</b>	<b>Kane ASTIN</b> Mini Seven						
1 -	1:53.281	+ 3.323	10:15:36.642	5 -	1:50.185	+ 0.227	10:23:03.515
2 -	1:53.102	+ 3.144	10:17:29.744	6 -	<b>1:49.958</b>		<b>10:24:53.473</b>
3 -	1:50.365	+ 0.407	10:19:20.109	7 -	1:50.581	+ 0.623	10:26:44.054
4 -	1:53.221	+ 3.263	10:21:13.330				
<b>28</b>	<b>Neil ROBINS</b> Austin Mini						
1 -	2:00.728	+ 7.577	10:16:21.634	5 -	1:53.305	+ 0.154	10:23:59.331
2 -	1:55.455	+ 2.304	10:18:17.089	6 -	<b>1:53.151</b>		<b>10:25:52.482</b>
3 -	1:54.423	+ 1.272	10:20:11.512	7 -	2:04.672	+ 11.521	10:27:57.154
4 -	1:54.514	+ 1.363	10:22:06.026				
<b>29</b>	<b>Jabez DYER</b> Mini						
1 -	1:56.293	+ 3.071	10:15:43.294	5 -	1:54.581	+ 1.359	10:24:16.912
2 -	<b>1:53.222</b>		<b>10:17:36.516</b>	6 -	1:53.810	+ 0.588	10:26:10.722
3 -	2:04.434 P	+ 11.212	10:19:40.950	7 -	1:53.345	+ 0.123	10:28:04.067
4 -	2:41.381	+ 48.159	10:22:22.331				
<b>33</b>	<b>Geoff TAYLOR</b> Mini Se7en						
1 -	2:16.972	+ 12.795	10:16:49.051	4 -	<b>2:04.177</b>		<b>10:23:05.739</b>

Oulton Park Island  
Circuit Length = 3582 metres  
Start: 10:11 End: 10:28

Weather / Track : Sunny / Dry


## Dunlop Mini Se7en Championship

### QUALIFYING - RACE 3 - LAP ANALYSIS

2 -	2:06.148	+ 1.971	10:18:55.199	5 -	2:05.864	+ 1.687	10:25:11.603
3 -	2:06.363	+ 2.186	10:21:01.562	6 -	2:04.340	+ 0.163	10:27:15.943
<b>34</b>	<b>Ano TOWEY</b>		Mini Se7en				
1 -	2:02.069	+ 6.753	10:16:28.459	4 -	1:56.336	+ 1.020	10:22:19.317
2 -	1:57.483	+ 2.167	10:18:25.942	5 -	1:57.986	+ 2.670	10:24:17.303
3 -	1:57.039	+ 1.723	10:20:22.981	6 -	<b>1:55.316</b>		<b>10:26:12.619</b>
<b>35</b>	<b>Paul SPARK</b>		Rover Mini				
1 -	3:02.442	+ 1:10.015	10:17:30.135	4 -	<b>1:52.427</b>		<b>10:23:16.825</b>
2 -	2:00.364	+ 7.937	10:19:30.499	5 -	1:53.629	+ 1.202	10:25:10.454
3 -	1:53.899	+ 1.472	10:21:24.398	6 -	1:53.837	+ 1.410	10:27:04.291
<b>49</b>	<b>Huw DAVIES</b>		Mini 1000				
1 -	2:01.222	+ 5.972	10:16:04.371	5 -	<b>1:55.250</b>		<b>10:23:50.617</b>
2 -	1:58.011	+ 2.761	10:18:02.382	6 -	1:57.365	+ 2.115	10:25:47.982
3 -	1:56.684	+ 1.434	10:19:59.066	7 -	1:55.876	+ 0.626	10:27:43.858
4 -	1:56.301	+ 1.051	10:21:55.367				
<b>52</b>	<b>Nathan BURGE</b>		Altered Image Vickers Mini 7				
1 -	1:58.838	+ 5.520	10:16:01.000	5 -	<b>1:53.318</b>		<b>10:23:43.604</b>
2 -	1:55.820	+ 2.502	10:17:56.820	6 -	1:58.154	+ 4.836	10:25:41.758
3 -	1:54.539	+ 1.221	10:19:51.359	7 -	2:06.636	+ 13.318	10:27:48.394
4 -	1:58.927	+ 5.609	10:21:50.286				
<b>58</b>	<b>Evan JONES</b>		Rover Mini				
1 -	2:04.589	+ 4.935	10:16:14.906	5 -	<b>1:59.654</b>		<b>10:24:18.927</b>
2 -	2:02.045	+ 2.391	10:18:16.951	6 -	2:01.151	+ 1.497	10:26:20.078
3 -	2:01.243	+ 1.589	10:20:18.194	7 -	2:00.223	+ 0.569	10:28:20.301
4 -	2:01.079	+ 1.425	10:22:19.273				
<b>60</b>	<b>Malcolm james KEAT</b>		Mini Seven				
1 -	1:58.518	+ 5.191	10:16:09.523	5 -	<b>1:53.327</b>		<b>10:23:48.276</b>
2 -	1:54.865	+ 1.538	10:18:04.388	6 -	1:53.720	+ 0.393	10:25:41.996
3 -	1:55.114	+ 1.787	10:19:59.502	7 -	1:53.762	+ 0.435	10:27:35.758
4 -	1:55.447	+ 2.120	10:21:54.949				
<b>82</b>	<b>Andrew RUTHVEN</b>		Mini Se7en				
1 -	5:58.881 P	+ 4:05.662	10:20:24.050	3 -	<b>1:53.219</b>		<b>10:27:58.037</b>
2 -	5:40.768	+ 3:47.549	10:26:04.818				
<b>91</b>	<b>Julian AFFLECK</b>		Mini 7				
1 -	2:05.473	+ 3.400	10:16:32.861	4 -	2:05.893	+ 3.820	10:22:45.441
2 -	<b>2:02.073</b>		<b>10:18:34.934</b>	5 -	2:40.263 P	+ 38.190	10:25:25.704
3 -	2:04.614	+ 2.541	10:20:39.548				

# Dunlop Mini Se7en Championship

## RACE 3 - GRID

ROW 10	2:04.177 33 Geoff TAYLOR	
ROW 9	1:59.654 58 Evan JONES	2:02.073 91 Julian AFFLECK
ROW 8	1:55.250 49 Huw DAVIES	1:55.316 34 Ano TOWEY
ROW 7	1:53.327 60 Malcolm james KEAT	1:53.561 6 Gareth HUNT
ROW 6	1:53.222 29 Jabez DYER	1:53.318 52 Nathan BURGE
ROW 5	1:53.151 28 Neil ROBINS	1:53.219 82 Andrew RUTHVEN
ROW 4	1:52.506 7 Dick HUNTER	1:52.622 9 James COULSON
ROW 3	1:51.359 4 Ian DEVINY	1:52.427 35 Paul SPARK
ROW 2	1:50.287 1 Max HUNTER	1:50.296 5 Niven BURGE
ROW 1	1:49.696 2 Paul THOMPSON	1:49.958 11 Kane ASTIN
<b>Pole</b>		
		

Oulton Park Island  
Circuit Length = 3582 metres

**These results are provisional until the conclusion of any judicial and technical matters.**

Clerk of Course :

Timekeeper :

# Dunlop Mini Se7en Championship

## RACE 3 - CLASSIFICATION

POS	NO	CL	NAME	ENTRY	LAPS	TIME	GAP	DIFF	MPH	BEST	ON
1	2		<b>Paul THOMPSON</b>	Rover Mini	10	18:22.454			72.68	1:48.984	4
2	1		<b>Max HUNTER</b>	Mini	10	18:26.191	<b>3.737</b>	3.737	72.44	1:49.179	3
3	5		<b>Niven BURGE</b>	Altered Image Vickers Mini 7	10	18:31.102	<b>8.648</b>	4.911	72.12	1:49.612	3
4	11		<b>Kane ASTIN</b>	Mini Seven	10	18:31.520	<b>9.066</b>	0.418	72.09	1:49.837	2
5	28		<b>Neil ROBINS</b>	Austin Mini	10	18:54.558	<b>32.104</b>	23.038	70.63	1:51.272	2
6	9		<b>James COULSON</b>	Mini Se7en	10	18:54.730	<b>32.276</b>	0.172	70.62	1:51.085	2
7	35		<b>Paul SPARK</b>	Rover Mini	10	18:55.605	<b>33.151</b>	0.875	70.56	1:51.674	8
8	82		<b>Andrew RUTHVEN</b>	Mini Se7en	10	18:55.863	<b>33.409</b>	0.258	70.55	1:51.004	2
9	7		<b>Dick HUNTER</b>	Mini Seven	10	18:56.330	<b>33.876</b>	0.467	70.52	1:51.834	2
10	6		<b>Gareth HUNT</b>	Mini Se7en	10	18:56.460	<b>34.006</b>	0.130	70.51	1:51.551	3
11	60		<b>Malcolm james KEAT</b>	Mini Seven	10	19:02.830	<b>40.376</b>	6.370	70.12	1:52.574	8
12	34		<b>Ano TOWEY</b>	Mini Se7en	10	19:37.844	<b>1:15.390</b>	35.014	68.03	1:54.872	3
13	49		<b>Huw DAVIES</b>	Mini 1000	10	19:39.301	<b>1:16.847</b>	1.457	67.95	1:55.774	2
14	52		<b>Nathan BURGE</b>	Altered Image Vickers Mini 7	10	19:58.994	<b>1:36.540</b>	19.693	66.83	1:52.499	3
15	58		<b>Evan JONES</b>	Rover Mini	10	20:16.147	<b>1:53.693</b>	17.153	65.89	1:59.601	10
16	33		<b>Geoff TAYLOR</b>	Mini Se7en	9	18:50.523	<b>1 lap</b>	1 lap	63.79	2:02.631	9
NOT CLASSIFIED											
DNF	91		<b>Julian AFFLECK</b>	Mini 7	5	10:29.207	<b>5 laps</b>	4 laps	63.68	1:59.545	2
DNF	4		<b>Ian DEVINY</b>	Rover Mini	5	14:11.311	<b>5 laps</b>	3:42.104	47.06	1:51.353	2
DNF	29		<b>Jabez DYER</b>	Mini	4	8:03.309	<b>6 laps</b>	1 lap	66.32	1:53.169	2
FASTEST LAP											
	2		<b>Paul THOMPSON</b>	Rover Mini	4	1:48.984		73.53 mph		118.33 kph	

Weather / Track : Cloudy / Dry

These results are provisional until the conclusion of any judicial and technical matters.

Oulton Park Island  
Circuit Length = 2.2260 miles  
Start: 14:13 End: 14:34

Clerk of Course :

Timekeeper :

# Dunlop Mini Se7en Championship

## RACE 3 - LAP CHART

Lap 1			Lap 2			Lap 3			Lap 4			Lap 5		
No	Behind	Laptime	No	Behind	Laptime	No	Behind	Laptime	No	Behind	Laptime	No	Behind	Laptime
2		1:56.048	2		1:49.499	2		1:49.415	2		1:48.984	2		1:49.346
1	0.437	1:54.811	1	0.484	1:49.546	1	0.248	1:49.179	1	0.810	1:49.546	1	1.338	1:49.874
11	0.874	1:56.780	11	1.212	1:49.837	11	1.824	1:50.027	5	3.574	1:50.377	5	4.423	1:50.195
5	1.584	1:56.355	5	1.984	1:49.899	5	2.181	1:49.612	11	3.927	1:51.087	11	4.642	1:50.061
35	2.577	1:56.437	35	5.097	1:52.019	7	8.387	1:52.471	35	13.244	1:53.425	35	17.011	1:53.113
7	2.996	1:55.968	7	5.331	1:51.834	35	8.803	1:53.121	7	13.374	1:53.971	7	17.224	1:53.196
82	4.228	1:57.029	82	5.733	1:51.004	82	9.042	1:52.724	9	13.512	1:52.990	28	17.329	1:53.079
9	4.367	1:57.492	9	5.953	1:51.085	9	9.506	1:52.968	28	13.596	1:52.989	9	17.357	1:53.191
29	4.896	1:57.308	28	7.013	1:51.272	28	9.591	1:51.993	82	13.895	1:53.837	82	17.708	1:53.159
6	5.009	1:56.806	29	8.566	1:53.169	6	10.704	1:51.551	6	14.108	1:52.388	6	18.338	1:53.576
28	5.240	1:58.003	6	8.568	1:53.058	52	12.514	1:52.499	52	16.426	1:52.896	52	19.723	1:52.643
52	6.211	1:58.510	52	9.430	1:52.718	29	12.892	1:53.741	60	19.230	1:53.878	60	22.869	1:52.985
60	7.122	1:58.781	60	10.983	1:53.360	60	14.336	1:52.768	34	27.148	1:56.491	49	37.682	1:56.837
34	8.198	1:58.973	34	14.184	1:55.485	34	19.641	1:54.872	49	30.191	1:56.083	34	41.575	2:03.773
49	9.956	2:00.527	4	15.409	1:51.353	49	23.092	1:56.276	29	38.439	2:14.531	58	1:00.732	2:00.818
4	13.555	2:03.095	49	16.231	1:55.774	4	25.688	1:59.694	58	49.260	2:00.213	91	1:14.991	2:11.432
58	14.693	2:04.657	91	24.834	1:59.545	91	36.996	2:01.577	91	52.905	2:04.893	33	1:19.441	2:04.874
91	14.788	2:04.329	58	26.540	2:01.346	58	38.031	2:00.906	33	1:03.913	2:05.490			
33	16.883	2:06.850	33	31.328	2:03.944	33	47.407	2:05.494						

# Dunlop Mini Se7en Championship

## RACE 3 - LAP CHART

Lap 6			Lap 7			Lap 8			Lap 9			Lap 10		
No	Behind	Laptime	No	Behind	Laptime	No	Behind	Laptime	No	Behind	Laptime	No	Behind	Laptime
2		1:49.412	2		1:49.878	2		1:49.813	2		1:49.415	2		1:49.720
1	1.620	1:49.694	1	1.928	1:50.186	1	2.037	1:49.922	1	2.901	1:50.279	1	3.737	1:50.556
11	5.405	1:50.175	11	5.719	1:50.192	11	6.110	1:50.204	11	7.743	1:51.048	5	8.648	1:50.235
5	6.641	1:51.630	5	6.856	1:50.093	5	6.700	1:49.657	5	8.133	1:50.848	11	9.066	1:51.043
28	20.095	1:52.178	28	22.689	1:52.472	28	25.995	1:53.119	33	1 LAP	2:04.781	33	1 LAP	2:02.631
7	20.403	1:52.591	7	23.023	1:52.498	9	26.328	1:52.237	28	29.166	1:52.586	28	32.104	1:52.658
9	21.335	1:53.390	9	23.904	1:52.447	7	26.535	1:53.325	35	29.454	1:52.085	9	32.276	1:52.035
35	21.606	1:54.007	35	24.923	1:53.195	35	26.784	1:51.674	9	29.961	1:53.048	35	33.151	1:53.417
82	22.694	1:54.398	82	25.163	1:52.347	82	27.703	1:52.353	82	30.567	1:52.279	82	33.409	1:52.562
6	22.923	1:53.997	6	25.906	1:52.861	6	28.044	1:51.951	7	31.260	1:54.140	7	33.876	1:52.336
52	23.234	1:52.923	60	30.314	1:52.825	60	33.075	1:52.574	6	31.545	1:52.916	6	34.006	1:52.181
60	27.367	1:53.910	49	51.931	1:57.202	49	1:01.083	1:58.965	60	36.771	1:53.111	60	40.376	1:53.325
49	44.607	1:56.337	34	54.753	1:57.320	34	1:01.549	1:56.609	34	1:08.818	1:56.684	34	1:15.390	1:56.292
34	47.311	1:55.148	52	1:12.109	2:38.753	52	1:21.324	1:59.028	49	1:09.256	1:57.588	49	1:16.847	1:57.311
58	1:11.992	2:00.672	4	2 LAPS	1:52.223	58	1:32.961	2:00.341	52	1:28.759	1:56.850	52	1:36.540	1:57.501
4	2 LAPS	6:17.514	58	1:22.433	2:00.319				58	1:43.812	2:00.266	58	1:53.693	1:59.601
33	1:35.055	2:05.026	33	1:49.605	2:04.428									

# Formula Renault BARC Championship

## QUALIFYING - RACE 4 - CLASSIFICATION

POS	NO	CL	NAME	NAT	ENTRY	TIME	ON	LAPS	GAP	DIFF	MPH
1	5	FR2	<b>Menasheh IDAFAR</b>	GBR	Formula Renault 2.0 Hillspeed	<b>1:22.175</b>	5	11			97.51
2	26	FR2	<b>James DIXON</b>	GBR	Formula Renault 2.0 Mark Burdett Motorsp	<b>1:22.704</b>	6	12	<b>0.529</b>	0.529	96.89
3	16	FR2	<b>Nathan COULTER</b>	GBR	Formula Renault 2.0 Triple D	<b>1:22.739</b>	13	13	<b>0.564</b>	0.035	96.85
4	44	FR2	<b>Ollie HANCOCK</b>	GBR	Formula Renault 2.0 Apotex Scorpio Motor	<b>1:22.743</b>	13	13	<b>0.568</b>	0.004	96.84
5	11	FR2	<b>Ash DAVIES</b>	GBR	Formula Renault 2.0 Taro Motorsport	<b>1:22.747</b>	9	12	<b>0.572</b>	0.004	96.84
6	19	FR2	<b>Aaron STEELE</b>	GBR	Formula Renault 2.0 Russell Racing	<b>1:22.793</b>	8	12	<b>0.618</b>	0.046	96.79
7	1	FR2	<b>Ian PEARSON</b>	GBR	Formula Renault 2.0 Pearson Engineering	<b>1:22.817</b>	11	12	<b>0.642</b>	0.024	96.76
8	4	FR2	<b>Ahmad AL HARTHY</b>	OMA	Formula Renault 2.0 Hillspeed	<b>1:22.842</b>	9	12	<b>0.667</b>	0.025	96.73
9	24	FR2	<b>Ross CURNOW</b>	GBR	Formula Renault 2.0	<b>1:22.973</b>	9	13	<b>0.798</b>	0.131	96.58
10	32	FR2	<b>Lee DWYER</b>	GBR	Formula Renault 2.0 SSS Motorsport	<b>1:23.082</b>	10	13	<b>0.907</b>	0.109	96.45
11	27	FR2	<b>Johannes SEIDLITZ</b>	GER	Formula Renault 2.0 Mark Burdett Motorsp	<b>1:23.091</b>	12	12	<b>0.916</b>	0.009	96.44
12	3	FR2	<b>Kenneth ANDREWS</b>	GBR	Formula Renault 2.0 Alpine Motorsport	<b>1:23.152</b>	12	12	<b>0.977</b>	0.061	96.37
13	2	FR2	<b>Brett PARRIS</b>	GBR	Formula Renault 2.0 H S Motorsport Antel	<b>1:23.294</b>	9	12	<b>1.119</b>	0.142	96.20
14	9	FR2	<b>Isa YUSUF</b>	BRN	Formula Renault 2.0 Alpine Motorsport	<b>1:23.309</b>	12	12	<b>1.134</b>	0.015	96.19
15	56	FR2	<b>Michael LYONS</b>	GBR	Formula Renault 2.0 Hillspeed	<b>1:23.499</b>	7	12	<b>1.324</b>	0.190	95.97
16	12	FR2	<b>Jordi WECKX</b>	BEL	Formula Renault 2.0 Alpine Motorsport	<b>1:23.891</b>	9	12	<b>1.716</b>	0.392	95.52
17	15	FR2	<b>Don de GRAAFF</b>	GBR	Formula Renault 2.0 Tempus Sport	<b>1:24.059</b>	12	13	<b>1.884</b>	0.168	95.33
18	14	FR2	<b>Joshua BROOKS</b>	GBR	Formula Renault 2.0 Boulevard Team Racin	<b>1:25.787</b>	9	10	<b>3.612</b>	1.728	93.41
19	88	FR2	<b>Kourash KHANI</b>	IRI	Formula Renault 2.0 Welch Motorsport	<b>1:26.107</b>	12	12	<b>3.932</b>	0.320	93.06
20	18	CLU	<b>Steven DURRANT</b>	GBR	Tatuus RC97 Driver	<b>1:26.141</b>	6	10	<b>3.966</b>	0.034	93.02
21	22	FR2	<b>Ellis HARKINS</b>	IRL	Formula Renault 2.0 Double M Racing	<b>1:26.405</b>	12	12	<b>4.230</b>	0.264	92.74
22	23	FR2	<b>David REES</b>	GBR	Formula Renault 2.0	<b>1:26.644</b>	11	11	<b>4.469</b>	0.239	92.48
23	25	FR2	<b>Roberto TIRONE</b>	GBR	Formula Renault 2.0 Reon Motorsport	<b>1:26.726</b>	7	12	<b>4.551</b>	0.082	92.40
24	41	CLU	<b>Fraser SMART</b>	GBR	Tatuus RC98 Driver	<b>1:26.859</b>	9	11	<b>4.684</b>	0.133	92.25
25	20	CLU	<b>Edward HEINZELMANN</b>	GBR	Tatuus RC98 Heuthsports of Royston	<b>1:26.908</b>	11	12	<b>4.733</b>	0.049	92.20
26	7	FR2	<b>Bob PEARSON</b>	GBR	Formula Renault 2.0 Pearson Engineering	<b>1:27.269</b>	9	12	<b>5.094</b>	0.361	91.82
27	10	CLU	<b>Adrian DIXON</b>	GBR	Tatuus 1998 Driver	<b>1:28.535</b>	11	12	<b>6.360</b>	1.266	90.51
28	31	CLU	<b>Steve HANSELMAN</b>	GBR	Tatuus RC97 Driver	<b>1:31.022</b>	9	11	<b>8.847</b>	2.487	88.04
29	21	CLU	<b>James SIMONS</b>	GBR	Mygale SJ99 Driver	<b>1:33.272</b>	10	11	<b>11.097</b>	2.250	85.91

Weather / Track : Sunny / Dry

These results are provisional until the conclusion of any judicial and technical matters.

Oulton Park Island  
Circuit Length = 2.2260 miles  
Start: 10:31 End: 10:53

Clerk of Course :		Timekeeper :
-------------------	--	--------------

# Formula Renault BARC Championship

## QUALIFYING - RACE 4 - LAP ANALYSIS

<b>1</b>	<b>Ian PEARSON</b>						Formula Renault 2.0 Pearson Engineering								
1 -	1:29.677	+ 6.860	10:35:11.345	7 -	2:19.337	+ 56.520	10:44:36.929	2 -	1:25.218	+ 2.401	10:36:36.563	8 -	1:26.392	+ 3.575	10:46:03.321
3 -	1:25.781	+ 2.964	10:38:02.344	9 -	1:23.879	+ 1.062	10:47:27.200	4 -	1:23.704	+ 0.887	10:39:26.048	10 -	1:23.698	+ 0.881	10:48:50.898
5 -	1:23.543	+ 0.726	10:40:49.591	11 -	<b>1:22.817</b>		<b>10:50:13.715</b>	6 -	1:28.001 P	+ 5.184	10:42:17.592	12 -	1:24.974	+ 2.157	10:51:38.689
<b>2</b>	<b>Brett PARRIS</b>						Formula Renault 2.0 H S Motorsport Antel								
1 -	1:29.161	+ 5.867	10:35:45.700	7 -	1:24.701	+ 1.407	10:44:22.166	2 -	1:26.179	+ 2.885	10:37:11.879	8 -	1:25.574	+ 2.280	10:45:47.740
3 -	1:24.978	+ 1.684	10:38:36.857	9 -	<b>1:23.294</b>		<b>10:47:11.034</b>	4 -	1:24.246	+ 0.952	10:40:01.103	10 -	1:23.442	+ 0.148	10:48:34.476
5 -	1:28.087	+ 4.793	10:41:29.190	11 -	1:23.596	+ 0.302	10:49:58.072	6 -	1:28.275	+ 4.981	10:42:57.465	12 -	1:34.083	+ 10.789	10:51:32.155
<b>3</b>	<b>Kenneth ANDREWS</b>						Formula Renault 2.0 Alpine Motorsport								
1 -	1:37.848	+ 14.696	10:36:06.469	7 -	1:23.986	+ 0.834	10:44:32.914	2 -	1:25.381	+ 2.229	10:37:31.850	8 -	1:23.302	+ 0.150	10:45:56.216
3 -	1:25.604	+ 2.452	10:38:57.454	9 -	1:24.633	+ 1.481	10:47:20.849	4 -	1:24.051	+ 0.899	10:40:21.505	10 -	1:24.791	+ 1.639	10:48:45.640
5 -	1:23.837	+ 0.685	10:41:45.342	11 -	1:23.720	+ 0.568	10:50:09.360	6 -	1:23.586	+ 0.434	10:43:08.928	12 -	<b>1:23.152</b>		<b>10:51:32.512</b>
<b>4</b>	<b>Ahmad AL HARTHY</b>						Formula Renault 2.0 Hillspeed								
1 -	1:29.588	+ 6.746	10:36:02.782	7 -	2:06.800	+ 43.958	10:45:22.693	2 -	1:27.299	+ 4.457	10:37:30.081	8 -	1:25.316	+ 2.474	10:46:48.009
3 -	1:30.675	+ 7.833	10:39:00.756	9 -	<b>1:22.842</b>		<b>10:48:10.851</b>	4 -	1:23.901	+ 1.059	10:40:24.657	10 -	1:24.246	+ 1.404	10:49:35.097
5 -	1:23.589	+ 0.747	10:41:48.246	11 -	1:23.313	+ 0.471	10:50:58.410	6 -	1:27.647 P	+ 4.805	10:43:15.893	12 -	1:23.069	+ 0.227	10:52:21.479
<b>5</b>	<b>Menasheh IDAFAR</b>						Formula Renault 2.0 Hillspeed								
1 -	1:28.822	+ 6.647	10:35:55.019	7 -	1:30.418 P	+ 8.243	10:44:21.919	2 -	1:25.331	+ 3.156	10:37:20.350	8 -	2:46.368	+ 1:24.193	10:47:08.287
3 -	1:22.617	+ 0.442	10:38:42.967	9 -	1:25.881	+ 3.706	10:48:34.168	4 -	1:23.396	+ 1.221	10:40:06.363	10 -	1:28.986	+ 6.811	10:50:03.154
5 -	<b>1:22.175</b>		<b>10:41:28.538</b>	11 -	1:24.317	+ 2.142	10:51:27.471	6 -	1:22.963	+ 0.788	10:42:51.501				
<b>7</b>	<b>Bob PEARSON</b>						Formula Renault 2.0 Pearson Engineering								
1 -	1:34.189	+ 6.920	10:35:27.006	7 -	1:29.765	+ 2.496	10:44:24.237	2 -	1:30.078	+ 2.809	10:36:57.084	8 -	1:28.749	+ 1.480	10:45:52.986
3 -	1:30.408	+ 3.139	10:38:27.492	9 -	<b>1:27.269</b>		<b>10:47:20.255</b>	4 -	1:29.121	+ 1.852	10:39:56.613	10 -	1:32.968	+ 5.699	10:48:53.223
5 -	1:29.138	+ 1.869	10:41:25.751	11 -	1:28.146	+ 0.877	10:50:21.369	6 -	1:28.721	+ 1.452	10:42:54.472	12 -	1:28.462	+ 1.193	10:51:49.831
<b>9</b>	<b>Isa YUSUF</b>						Formula Renault 2.0 Alpine Motorsport								
1 -	1:28.062	+ 4.753	10:36:04.019	7 -	1:30.050	+ 6.741	10:44:45.351	2 -	1:25.494	+ 2.185	10:37:29.513	8 -	1:28.017 P	+ 4.708	10:46:13.368
3 -	1:25.230	+ 1.921	10:38:54.743	9 -	2:12.204	+ 48.895	10:48:25.572	4 -	1:24.721	+ 1.412	10:40:19.464	10 -	1:26.746	+ 3.437	10:49:52.318
5 -	1:31.579	+ 8.270	10:41:51.043	11 -	1:23.598	+ 0.289	10:51:15.916	6 -	1:24.258	+ 0.949	10:43:15.301	12 -	<b>1:23.309</b>		<b>10:52:39.225</b>
<b>10</b>	<b>Adrian DIXON</b>						Tatus 1998 Driver								
1 -	1:34.013	+ 5.478	10:35:18.596	7 -	1:28.757	+ 0.222	10:44:21.920	2 -	1:31.201	+ 2.666	10:36:49.797	8 -	1:33.026	+ 4.491	10:45:54.946
3 -	1:30.282	+ 1.747	10:38:20.079	9 -	1:33.402	+ 4.867	10:47:28.348	4 -	1:30.349	+ 1.814	10:39:50.428	10 -	1:44.127	+ 15.592	10:49:12.475
5 -	1:28.680	+ 0.145	10:41:19.108	11 -	<b>1:28.535</b>		<b>10:50:41.010</b>	6 -	1:34.055	+ 5.520	10:42:53.163	12 -	1:30.694	+ 2.159	10:52:11.704

Oulton Park Island  
Circuit Length = 2.2260 miles  
Start: 10:31 End: 10:53

Weather / Track : Sunny / Dry

# Formula Renault BARC Championship

## QUALIFYING - RACE 4 - LAP ANALYSIS

<b>11</b>	<b>Ash DAVIES</b>		Formula Renault 2.0 Taro Motorsport				
1 -	1:27.630	+ 4.883	10:34:51.100	7 -	1:22.851	+ 0.104	10:43:16.857
2 -	1:24.202	+ 1.455	10:36:15.302	8 -	1:22.925	+ 0.178	10:44:39.782
3 -	1:24.212	+ 1.465	10:37:39.514	9 -	<b>1:22.747</b>		<b>10:46:02.529</b>
4 -	1:24.782	+ 2.035	10:39:04.296	10 -	1:28.384 P	+ 5.637	10:47:30.913
5 -	1:26.950	+ 4.203	10:40:31.246	11 -	2:35.096	+ 1:12.349	10:50:06.009
6 -	1:22.760	+ 0.013	10:41:54.006	12 -	1:23.657	+ 0.910	10:51:29.666
<b>12</b>	<b>Jordi WECKX</b>		Formula Renault 2.0 Alpine Motorsport				
1 -	1:33.372	+ 9.481	10:36:07.911	7 -	1:24.837	+ 0.946	10:45:15.435
2 -	1:32.610	+ 8.719	10:37:40.521	8 -	1:24.076	+ 0.185	10:46:39.511
3 -	1:25.811	+ 1.920	10:39:06.332	9 -	<b>1:23.891</b>		<b>10:48:03.402</b>
4 -	1:29.476	+ 5.585	10:40:35.808	10 -	1:25.083	+ 1.192	10:49:28.485
5 -	1:50.467	+ 26.576	10:42:26.275	11 -	1:32.819	+ 8.928	10:51:01.304
6 -	1:24.323	+ 0.432	10:43:50.598	12 -	1:25.007	+ 1.116	10:52:26.311
<b>14</b>	<b>Joshua BROOKS</b>		Formula Renault 2.0 Boulevard Team Racin				
1 -	1:27.674	+ 1.887	10:35:04.124	6 -	1:26.441	+ 0.654	10:43:58.136
2 -	1:26.369	+ 0.582	10:36:30.493	7 -	1:25.839	+ 0.052	10:45:23.975
3 -	1:25.796	+ 0.009	10:37:56.289	8 -	1:26.178	+ 0.391	10:46:50.153
4 -	1:40.800 P	+ 15.013	10:39:37.089	9 -	<b>1:25.787</b>		<b>10:48:15.940</b>
5 -	2:54.606	+ 1:28.819	10:42:31.695	10 -	1:31.279 P	+ 5.492	10:49:47.219
<b>15</b>	<b>Don de GRAAFF</b>		Formula Renault 2.0 Tempus Sport				
1 -	1:29.547	+ 5.488	10:35:09.006	8 -	1:24.615	+ 0.556	10:45:06.599
2 -	1:27.093	+ 3.034	10:36:36.099	9 -	1:24.271	+ 0.212	10:46:30.870
3 -	1:26.450	+ 2.391	10:38:02.549	10 -	1:24.473	+ 0.414	10:47:55.343
4 -	1:25.515	+ 1.456	10:39:28.064	11 -	1:25.729	+ 1.670	10:49:21.072
5 -	1:24.935	+ 0.876	10:40:52.999	12 -	<b>1:24.059</b>		<b>10:50:45.131</b>
6 -	1:24.613	+ 0.554	10:42:17.612	13 -	1:25.119	+ 1.060	10:52:10.250
7 -	1:24.372	+ 0.313	10:43:41.984				
<b>16</b>	<b>Nathan COULTER</b>		Formula Renault 2.0 Triple D				
1 -	1:25.619	+ 2.880	10:34:56.683	8 -	1:23.121	+ 0.382	10:44:59.873
2 -	1:24.266	+ 1.527	10:36:20.949	9 -	1:23.103	+ 0.364	10:46:22.976
3 -	1:23.773	+ 1.034	10:37:44.722	10 -	1:23.064	+ 0.325	10:47:46.040
4 -	1:23.390	+ 0.651	10:39:08.112	11 -	1:24.936	+ 2.197	10:49:10.976
5 -	1:39.972	+ 17.233	10:40:48.084	12 -	1:23.018	+ 0.279	10:50:33.994
6 -	1:24.235	+ 1.496	10:42:12.319	13 -	<b>1:22.739</b>		<b>10:51:56.733</b>
7 -	1:24.433	+ 1.694	10:43:36.752				
<b>18</b>	<b>Steven DURRANT</b>		Tatuus RC97 Driver				
1 -	1:30.306	+ 4.165	10:35:21.083	6 -	<b>1:26.141</b>		<b>10:42:37.634</b>
2 -	1:29.060	+ 2.919	10:36:50.143	7 -	1:32.137 P	+ 5.996	10:44:09.771
3 -	1:27.480	+ 1.339	10:38:17.623	8 -	3:06.970	+ 1:40.829	10:47:16.741
4 -	1:27.512	+ 1.371	10:39:45.135	9 -	1:34.668 P	+ 8.527	10:48:51.409
5 -	1:26.358	+ 0.217	10:41:11.493	10 -	3:18.764	+ 1:52.623	10:52:10.173
<b>19</b>	<b>Aaron STEELE</b>		Formula Renault 2.0 Russell Racing				
1 -	1:25.182	+ 2.389	10:34:48.444	7 -	1:22.848	+ 0.055	10:44:37.968
2 -	1:23.803	+ 1.010	10:36:12.247	8 -	<b>1:22.793</b>		<b>10:46:00.761</b>
3 -	1:26.434	+ 3.641	10:37:38.681	9 -	1:31.563	+ 8.770	10:47:32.324
4 -	1:31.829 P	+ 9.036	10:39:10.510	10 -	1:23.313	+ 0.520	10:48:55.637
5 -	2:35.397	+ 1:12.604	10:41:45.907	11 -	1:22.800	+ 0.007	10:50:18.437
6 -	1:29.213	+ 6.420	10:43:15.120	12 -	1:23.022	+ 0.229	10:51:41.459
<b>20</b>	<b>Edward HEINZELMANN</b>		Tatuus RC98 Heuthsports of Royston				
1 -	1:59.215	+ 32.307	10:35:49.555	7 -	1:27.518	+ 0.610	10:44:48.164
2 -	1:32.196	+ 5.288	10:37:21.751	8 -	1:27.050	+ 0.142	10:46:15.214
3 -	1:30.076	+ 3.168	10:38:51.827	9 -	1:28.032	+ 1.124	10:47:43.246
4 -	1:30.567	+ 3.659	10:40:22.394	10 -	1:28.657	+ 1.749	10:49:11.903
5 -	1:30.051	+ 3.143	10:41:52.445	11 -	<b>1:26.908</b>		<b>10:50:38.811</b>
6 -	1:28.201	+ 1.293	10:43:20.646	12 -	1:27.807	+ 0.899	10:52:06.618

Oulton Park Island  
Circuit Length = 2.2260 miles  
Start: 10:31 End: 10:53

Weather / Track : Sunny / Dry

# Formula Renault BARC Championship

## QUALIFYING - RACE 4 - LAP ANALYSIS

<b>21</b>	<b>James SIMONS</b>		Mygale SJ99 Driver				
1 -	1:40.265	+ 6.993	10:35:45.779	7 -	1:35.107	+ 1.835	10:45:15.565
2 -	1:36.480	+ 3.208	10:37:22.259	8 -	1:33.637	+ 0.365	10:46:49.202
3 -	1:34.963	+ 1.691	10:38:57.222	9 -	1:33.972	+ 0.700	10:48:23.174
4 -	1:34.280	+ 1.008	10:40:31.502	10 -	<b>1:33.272</b>		<b>10:49:56.446</b>
5 -	1:34.136	+ 0.864	10:42:05.638	11 -	1:34.384	+ 1.112	10:51:30.830
6 -	1:34.820	+ 1.548	10:43:40.458				
<b>22</b>	<b>Ellis HARKINS</b>		Formula Renault 2.0 Double M Racing				
1 -	1:37.613	+ 11.208	10:35:56.101	7 -	1:27.650	+ 1.245	10:44:57.945
2 -	1:31.395	+ 4.990	10:37:27.496	8 -	1:28.641	+ 2.236	10:46:26.586
3 -	1:34.542	+ 8.137	10:39:02.038	9 -	1:27.040	+ 0.635	10:47:53.626
4 -	1:29.987	+ 3.582	10:40:32.025	10 -	1:28.117	+ 1.712	10:49:21.743
5 -	1:30.569	+ 4.164	10:42:02.594	11 -	1:26.957	+ 0.552	10:50:48.700
6 -	1:27.701	+ 1.296	10:43:30.295	12 -	<b>1:26.405</b>		<b>10:52:15.105</b>
<b>23</b>	<b>David REES</b>		Formula Renault 2.0				
1 -	1:34.356	+ 7.712	10:35:40.667	7 -	1:39.040 P	+ 12.396	10:44:43.649
2 -	1:29.892	+ 3.248	10:37:10.559	8 -	3:15.651	+ 1:49.007	10:47:59.300
3 -	1:28.645	+ 2.001	10:38:39.204	9 -	1:27.925	+ 1.281	10:49:27.225
4 -	1:28.923	+ 2.279	10:40:08.127	10 -	1:26.963	+ 0.319	10:50:54.188
5 -	1:28.489	+ 1.845	10:41:36.616	11 -	<b>1:26.644</b>		<b>10:52:20.832</b>
6 -	1:27.993	+ 1.349	10:43:04.609				
<b>24</b>	<b>Ross CURNOW</b>		Formula Renault 2.0				
1 -	1:26.482	+ 3.509	10:34:45.682	8 -	1:23.562	+ 0.589	10:44:34.744
2 -	1:24.229	+ 1.256	10:36:09.911	9 -	<b>1:22.973</b>		<b>10:45:57.717</b>
3 -	1:24.102	+ 1.129	10:37:34.013	10 -	1:25.777	+ 2.804	10:47:23.494
4 -	1:25.585	+ 2.612	10:38:59.598	11 -	1:24.280	+ 1.307	10:48:47.774
5 -	1:24.407	+ 1.434	10:40:24.005	12 -	1:24.369	+ 1.396	10:50:12.143
6 -	1:23.764	+ 0.791	10:41:47.769	13 -	1:23.964	+ 0.991	10:51:36.107
7 -	1:23.413	+ 0.440	10:43:11.182				
<b>25</b>	<b>Roberto TIRONE</b>		Formula Renault 2.0 Reon Motorsport				
1 -	1:31.796	+ 5.070	10:35:11.664	7 -	<b>1:26.726</b>		<b>10:43:57.725</b>
2 -	1:28.360	+ 1.634	10:36:40.024	8 -	1:40.393 P	+ 13.667	10:45:38.118
3 -	1:28.998	+ 2.272	10:38:09.022	9 -	2:30.527	+ 1:03.801	10:48:08.645
4 -	1:27.441	+ 0.715	10:39:36.463	10 -	1:27.576	+ 0.850	10:49:36.221
5 -	1:27.591	+ 0.865	10:41:04.054	11 -	1:26.984	+ 0.258	10:51:03.205
6 -	1:26.945	+ 0.219	10:42:30.999	12 -	1:26.818	+ 0.092	10:52:30.023
<b>26</b>	<b>James DIXON</b>		Formula Renault 2.0 Mark Burdett Motorsp				
1 -	1:30.207	+ 7.503	10:35:57.462	7 -	1:24.172	+ 1.468	10:44:22.323
2 -	1:27.400	+ 4.696	10:37:24.862	8 -	1:24.448	+ 1.744	10:45:46.771
3 -	1:24.721	+ 2.017	10:38:49.583	9 -	1:22.801	+ 0.097	10:47:09.572
4 -	1:22.876	+ 0.172	10:40:12.459	10 -	1:22.856	+ 0.152	10:48:32.428
5 -	1:22.988	+ 0.284	10:41:35.447	11 -	1:23.028	+ 0.324	10:49:55.456
6 -	<b>1:22.704</b>		<b>10:42:58.151</b>	12 -	1:25.781	+ 3.077	10:51:21.237
<b>27</b>	<b>Johannes SEIDLITZ</b>		Formula Renault 2.0 Mark Burdett Motorsp				
1 -	1:28.631	+ 5.540	10:35:59.447	7 -	1:24.122	+ 1.031	10:44:31.938
2 -	1:25.912	+ 2.821	10:37:25.359	8 -	1:23.312	+ 0.221	10:45:55.250
3 -	1:24.795	+ 1.704	10:38:50.154	9 -	1:27.095	+ 4.004	10:47:22.345
4 -	1:23.168	+ 0.077	10:40:13.322	10 -	1:24.245	+ 1.154	10:48:46.590
5 -	1:30.898	+ 7.807	10:41:44.220	11 -	1:24.853	+ 1.762	10:50:11.443
6 -	1:23.596	+ 0.505	10:43:07.816	12 -	<b>1:23.091</b>		<b>10:51:34.534</b>
<b>31</b>	<b>Steve HANSELMAN</b>		Tatuus RC97 Driver				
1 -	1:40.990	+ 9.968	10:35:50.540	7 -	1:31.861	+ 0.839	10:45:18.839
2 -	1:36.592	+ 5.570	10:37:27.132	8 -	1:31.566	+ 0.544	10:46:50.405
3 -	1:37.921	+ 6.899	10:39:05.053	9 -	<b>1:31.022</b>		<b>10:48:21.427</b>
4 -	1:35.098	+ 4.076	10:40:40.151	10 -	1:32.745	+ 1.723	10:49:54.172
5 -	1:33.495	+ 2.473	10:42:13.646	11 -	1:52.699 P	+ 21.677	10:51:46.871

Oulton Park Island  
Circuit Length = 2.2260 miles  
Start: 10:31 End: 10:53

Weather / Track : Sunny / Dry

# Formula Renault BARC Championship

## QUALIFYING - RACE 4 - LAP ANALYSIS

6 -	1:33.332	+ 2.310	10:43:46.978				
<b>32</b>	<b>Lee DWYER</b>		Formula Renault 2.0 SSS Motorsport				
1 -	1:26.406	+ 3.324	10:34:58.596	8 -	1:23.606	+ 0.524	10:45:39.017
2 -	1:24.878	+ 1.796	10:36:23.474	9 -	1:23.711	+ 0.629	10:47:02.728
3 -	1:24.182	+ 1.100	10:37:47.656	10 -	<b>1:23.082</b>		<b>10:48:25.810</b>
4 -	1:30.586 P	+ 7.504	10:39:18.242	11 -	1:25.730	+ 2.648	10:49:51.540
5 -	2:07.065	+ 43.983	10:41:25.307	12 -	1:25.932	+ 2.850	10:51:17.472
6 -	1:25.824	+ 2.742	10:42:51.131	13 -	1:23.354	+ 0.272	10:52:40.826
7 -	1:24.280	+ 1.198	10:44:15.411				
<b>41</b>	<b>Fraser SMART</b>		Tatuus RC98 Driver				
1 -	1:32.871	+ 6.012	10:35:28.145	7 -	1:32.489 P	+ 5.630	10:44:20.566
2 -	1:29.269	+ 2.410	10:36:57.414	8 -	2:57.205	+ 1:30.346	10:47:17.771
3 -	1:28.045	+ 1.186	10:38:25.459	9 -	<b>1:26.859</b>		<b>10:48:44.630</b>
4 -	1:27.673	+ 0.814	10:39:53.132	10 -	1:28.733	+ 1.874	10:50:13.363
5 -	1:27.493	+ 0.634	10:41:20.625	11 -	1:27.050	+ 0.191	10:51:40.413
6 -	1:27.452	+ 0.593	10:42:48.077				
<b>44</b>	<b>Ollie HANCOCK</b>		Formula Renault 2.0 Apotex Scorpio Motor				
1 -	1:26.286	+ 3.543	10:34:44.435	8 -	1:25.735	+ 2.992	10:44:33.998
2 -	1:23.816	+ 1.073	10:36:08.251	9 -	1:22.794	+ 0.051	10:45:56.792
3 -	1:24.010	+ 1.267	10:37:32.261	10 -	1:25.063	+ 2.320	10:47:21.855
4 -	1:24.871	+ 2.128	10:38:57.132	11 -	1:24.218	+ 1.475	10:48:46.073
5 -	1:22.888	+ 0.145	10:40:20.020	12 -	1:24.572	+ 1.829	10:50:10.645
6 -	1:24.535	+ 1.792	10:41:44.555	13 -	<b>1:22.743</b>		<b>10:51:33.388</b>
7 -	1:23.708	+ 0.965	10:43:08.263				
<b>56</b>	<b>Michael LYONS</b>		Formula Renault 2.0 Hillspeed				
1 -	1:26.635	+ 3.136	10:35:02.807	7 -	<b>1:23.499</b>		<b>10:44:49.943</b>
2 -	1:25.440	+ 1.941	10:36:28.247	8 -	1:25.769	+ 2.270	10:46:15.712
3 -	1:24.863	+ 1.364	10:37:53.110	9 -	1:24.284	+ 0.785	10:47:39.996
4 -	1:35.526 P	+ 12.027	10:39:28.636	10 -	1:24.046	+ 0.547	10:49:04.042
5 -	2:33.377	+ 1:09.878	10:42:02.013	11 -	1:24.087	+ 0.588	10:50:28.129
6 -	1:24.431	+ 0.932	10:43:26.444	12 -	1:23.810	+ 0.311	10:51:51.939
<b>88</b>	<b>Kourash KHANI</b>		Formula Renault 2.0 Welch Motorsport				
1 -	1:37.791	+ 11.684	10:35:40.023	7 -	1:26.705	+ 0.598	10:44:25.741
2 -	1:27.861	+ 1.754	10:37:07.884	8 -	1:28.562	+ 2.455	10:45:54.303
3 -	1:28.440	+ 2.333	10:38:36.324	9 -	1:27.014	+ 0.907	10:47:21.317
4 -	1:28.060	+ 1.953	10:40:04.384	10 -	1:28.209	+ 2.102	10:48:49.526
5 -	1:27.367	+ 1.260	10:41:31.751	11 -	1:26.378	+ 0.271	10:50:15.904
6 -	1:27.285	+ 1.178	10:42:59.036	12 -	<b>1:26.107</b>		<b>10:51:42.011</b>

# Formula Renault BARC Championship

## RACE 4 - GRID

ROW 15	1:33.272 21 James SIMONS		
ROW 14		1:28.535 10 Adrian DIXON	1:31.022 31 Steve HANSELMAN
ROW 13	1:26.908 20 Edward HEINZELMANN		1:27.269 7 Bob PEARSON
ROW 12		1:26.726 25 Roberto TIRONE	1:26.859 41 Fraser SMART
ROW 11	1:26.405 22 Ellis HARKINS		1:26.644 23 David REES
ROW 10		1:26.107 88 Kourash KHANI	1:26.141 18 Steven DURRANT
ROW 9	1:24.059 15 Don de GRAAFF		1:25.787 14 Joshua BROOKS
ROW 8		1:23.499 56 Michael LYONS	1:23.891 12 Jordi WECKX
ROW 7	1:23.294 2 Brett PARRIS		1:23.309 9 Isa YUSUF
ROW 6		1:23.091 27 Johannes SEIDLITZ	1:23.152 3 Kenneth ANDREWS
ROW 5	1:22.973 24 Ross CURNOW		1:23.082 32 Lee DWYER
ROW 4		1:22.817 1 Ian PEARSON	1:22.842 4 Ahmad AL HARTHY
ROW 3	1:22.747 11 Ash DAVIES		1:22.793 19 Aaron STEELE
ROW 2		1:22.739 16 Nathan COULTER	1:22.743 44 Ollie HANCOCK
ROW 1	1:22.175 5 Menasheh IDAFAR		1:22.704 26 James DIXON

**Pole**

Oulton Park Island  
Circuit Length = 2.2260 miles

**These results are provisional until the conclusion of any judicial and technical matters.**

Clerk of Course :

Timekeeper :

# Formula Renault BARC Championship

## RACE 4 RESTART AGAIN - CLASSIFICATION

POS	NO	CL	NAME	NAT	ENTRY	LAPS	TIME	GAP	DIFF	MPH	BEST	ON
1	44	FR2	<b>Ollie HANCOCK</b>	GBR	Formula Renault 2.0 Apotex Scorpio Motor	3	4:17.455			93.37	1:23.901	3
2	32	FR2	<b>Lee DWYER</b>	GBR	Formula Renault 2.0 SSS Motorsport	3	4:20.177	<b>2.722</b>	2.722	92.40	1:23.920	2
3	9	FR2	<b>Isa YUSUF</b>	BRN	Formula Renault 2.0 Alpine Motorsport	3	4:22.217	<b>4.762</b>	2.040	91.68	1:24.143	2
4	3	FR2	<b>Kenneth ANDREWS</b>	GBR	Formula Renault 2.0 Alpine Motorsport	3	4:22.795	<b>5.340</b>	0.578	91.48	1:24.548	2
5	27	FR2	<b>Johannes SEIDLITZ</b>	GER	Formula Renault 2.0 Mark Burdett Motorsp	3	4:22.887	<b>5.432</b>	0.092	91.44	1:24.696	3
6	26	FR2	<b>James DIXON</b>	GBR	Formula Renault 2.0 Mark Burdett Motorsp	3	4:24.246	<b>6.791</b>	1.359	90.97	1:24.708	3
7	5	FR2	<b>Menasheh IDAFAR</b>	GBR	Formula Renault 2.0 Hillspeed	3	4:24.378	<b>6.923</b>	0.132	90.93	1:25.037	3
8	56	FR2	<b>Michael LYONS</b>	GBR	Formula Renault 2.0 Hillspeed	3	4:26.989	<b>9.534</b>	2.611	90.04	1:25.746	2
9	2	FR2	<b>Brett PARRIS</b>	GBR	Formula Renault 2.0 H S Motorsport Antel	3	4:27.208	<b>9.753</b>	0.219	89.97	1:25.690	2
10	15	FR2	<b>Don de GRAAFF</b>	GBR	Formula Renault 2.0 Tempus Sport	3	4:27.383	<b>9.928</b>	0.175	89.91	1:25.525	2
11	14	FR2	<b>Joshua BROOKS</b>	GBR	Formula Renault 2.0 Boulevard Team Racii	3	4:28.375	<b>10.920</b>	0.992	89.57	1:25.276	3
12	18	CLU	<b>Steven DURRANT</b>	GBR	Tatuus RC97 Driver	3	4:32.110	<b>14.655</b>	3.735	88.34	1:27.473	2
13	41	CLU	<b>Fraser SMART</b>	GBR	Tatuus RC98 Driver	3	4:33.826	<b>16.371</b>	1.716	87.79	1:27.658	3
14	7	FR2	<b>Bob PEARSON</b>	GBR	Formula Renault 2.0 Pearson Engineering	3	4:35.920	<b>18.465</b>	2.094	87.12	1:28.079	2
15	22	FR2	<b>Ellis HARKINS</b>	IRL	Formula Renault 2.0 Double M Racing	3	4:36.395	<b>18.940</b>	0.475	86.97	1:27.975	3
16	23	FR2	<b>David REES</b>	GBR	Formula Renault 2.0	3	4:36.673	<b>19.218</b>	0.278	86.89	1:27.839	3
17	10	CLU	<b>Adrian DIXON</b>	GBR	Tatuus 1998 Driver	3	4:41.471	<b>24.016</b>	4.798	85.41	1:29.824	2
18	20	CLU	<b>Edward HEINZELMANN</b>	GBR	Tatuus RC98 Heuthsports of Royston	3	4:41.575	<b>24.120</b>	0.104	85.37	1:29.733	3
19	25	FR2	<b>Roberto TIRONE</b>	GBR	Formula Renault 2.0 Reon Motorsport	3	4:43.506	<b>26.051</b>	1.931	84.79	1:27.871	3
20	31	CLU	<b>Steve HANSELMAN</b>	GBR	Tatuus RC97 Driver	3	4:46.663	<b>29.208</b>	3.157	83.86	1:31.107	2
21	21	CLU	<b>James SIMONS</b>	GBR	Mygale SJ99 Driver	3	5:01.488	<b>44.033</b>	14.825	79.74	1:36.650	2
NOT CLASSIFIED												
DNF	16	FR2	<b>Nathan COULTER</b>	GBR	Formula Renault 2.0 Triple D	0						
DNF	11	FR2	<b>Ash DAVIES</b>	GBR	Formula Renault 2.0 Taro Motorsport	0						
FASTEST LAP												
	44	FR2	<b>Ollie HANCOCK</b>	GBR	Formula Renault 2.0 Apotex Scorpio Motor	3	1:23.901		95.51 mph		153.71 kph	
	18	CLU	<b>Steven DURRANT</b>	GBR	Tatuus RC97 Driver	2	1:27.473		91.61 mph		147.43 kph	

Weather / Track : Cloudy / Dry

These results are provisional until the conclusion of any judicial and technical matters.

Oulton Park Island  
Circuit Length = 2.2260 miles  
Start: 15:32 End: 15:39

Clerk of Course :		Timekeeper :
-------------------	--	--------------

**Formula Renault BARC Championship**  
**RACE 4 RESTART AGAIN - LAP CHART**

Lap 1			Lap 2			Lap 3		
No	Behind	Laptime	No	Behind	Laptime	No	Behind	Laptime
44		1:28.809	44		1:24.202	44		1:23.901
32	2.748	1:29.658	32	2.466	1:23.920	32	2.722	1:24.157
9	3.103	1:29.455	9	3.044	1:24.143	9	4.762	1:25.619
3	3.945	1:29.209	3	4.291	1:24.548	3	5.340	1:24.950
27	4.050	1:30.015	27	4.637	1:24.789	27	5.432	1:24.696
5	4.861	1:33.418	5	5.787	1:25.128	26	6.791	1:24.708
26	5.028	1:30.799	26	5.984	1:25.158	5	6.923	1:25.037
56	5.906	1:31.230	56	7.450	1:25.746	56	9.534	1:25.985
2	6.155	1:31.393	2	7.643	1:25.690	2	9.753	1:26.011
15	6.979	1:31.786	15	8.302	1:25.525	15	9.928	1:25.527
18	7.284	1:32.263	14	9.545	1:26.003	14	10.920	1:25.276
14	7.744	1:32.666	18	10.555	1:27.473	18	14.655	1:28.001
41	8.630	1:33.050	41	12.614	1:28.186	41	16.371	1:27.658
7	9.654	1:33.587	7	13.531	1:28.079	7	18.465	1:28.835
22	10.335	1:33.967	22	14.866	1:28.733	22	18.940	1:27.975
23	10.914	1:33.927	23	15.280	1:28.568	23	19.218	1:27.839
10	12.470	1:35.937	10	18.092	1:29.824	10	24.016	1:29.825
20	12.645	1:35.478	20	18.288	1:29.845	20	24.120	1:29.733
31	14.847	1:37.155	31	21.752	1:31.107	25	26.051	1:27.871
25	16.101	1:33.896	25	22.081	1:30.182	31	29.208	1:31.357
21	18.732	1:41.063	21	31.180	1:36.650	21	44.033	1:36.754

**Performance & Economy Chip Tuning Sports / Saloon Championship**  
**QUALIFYING - RACE 6 - CLASSIFICATION**

POS	NO	CL	NAME	ENTRY	TIME	ON	LAPS	GAP	DIFF	MPH
1	123	A	Richard WOOD	Opel Astra V8	1:27.487	7	9			91.59
2	59	B	Alastair CHALMERS	Caterham R400	1:28.999	9	9	1.512	1.512	90.04
3	71	B	Robert PRITCHARD	Caterham Vauxhall	1:29.553	5	6	2.066	0.554	89.48
4	63	B	Robert CHALMERS	Caterham R400	1:31.408	4	9	3.921	1.855	87.66
5	1	D	Paul DOBSON	Mazda RX7	1:31.947	6	8	4.460	0.539	87.15
6	60	C	Iain GORRIE	Darran GT B	1:34.644	8	8	7.157	2.697	84.67
7	58	A	Darren SMITH	TVR Tuscan	1:35.403	6	6	7.916	0.759	83.99
8	44	B	Peter DAVIES	Caterham R400	1:35.753	8	8	8.266	0.350	83.69
9	15	A	Mike SIDGWICK	Morgan +8	1:36.132	1	1	8.645	0.379	83.36
10	12	E	Dennis CROMPTON	BMW E30 M3	1:36.147	7	8	8.660	0.015	83.34
11	38	B	Kevin CRYER	Caterham Seven	1:36.514	8	8	9.027	0.367	83.03
12	23	C	Tim EVANS	Phoenix Honda	1:36.554	6	7	9.067	0.040	82.99
13	90	C	Chris MARIES	MK Indy Busa	1:37.001	1	3	9.514	0.447	82.61
14	28	C	Peter ISHERWOOD	Sylae Phoenix	1:37.824	7	7	10.337	0.823	81.91
15	3	C	Chris ALLANSON	Mini	1:38.222	7	8	10.735	0.398	81.58
16	42	C	Mark PROCTOR	Z-Car Mini	1:38.325	6	6	10.838	0.103	81.50
17	56	D	Duncan AUKLAND	Rover 3500SE	1:38.524	8	8	11.037	0.199	81.33
18	47	C	Rob GOUGH	Mini Z-Cars	1:38.694	7	8	11.207	0.170	81.19
19	62	C	Paul SAMPSON	Suzuki SC100	1:40.096	1	3	12.609	1.402	80.05
20	79	B	Graham TAYLOR	Westfield SEi	1:40.788	4	4	13.301	0.692	79.50
21	93	C	Robert SPENCER	Mini Z-Cars	1:41.147	4	6	13.660	0.359	79.22
22	27	D	Alan COLLINSON	Rover Sdi Vitesse	1:41.357	8	8	13.870	0.210	79.06
23	55	B	Peter WANN	Westfield SE1	1:41.835	6	8	14.348	0.478	78.69
24	35	C	Christopher THOMAS	Z Cars Mini	1:42.780	7	8	15.293	0.945	77.96
25	73	D	Jon ROTHERAM	Lotus Esprit	1:43.032	6	8	15.545	0.252	77.77
26	48	D	David ROBINSON	BMW M3 Saloon	1:43.299	8	8	15.812	0.267	77.57
27	34	B	Anton LANDON	Westfield SE	1:43.783	7	7	16.296	0.484	77.21
28	4	F	Phil HALL	Banks Europa	1:44.371	7	7	16.884	0.588	76.77
29	65	B	Colin ROBINSON	Ford Escort Hart	1:45.507	5	7	18.020	1.136	75.95
30	14	E	Steven HIBBERT	Lotus Sport Elise	1:45.740	7	7	18.253	0.233	75.78
31	95	B	Paul WOOLFITT	Morris Mini	1:46.149	5	7	18.662	0.409	75.49
32	25	B	Bob CLAXTON	Skoda 110R	1:47.472	2	7	19.985	1.323	74.56
33	77	F	Paul INGRAM	Ford Fiesta XR2	1:47.567	7	7	20.080	0.095	74.49
34	85	F	Anthony HAYES	Mini Saloon	1:48.962	7	7	21.475	1.395	73.54
35	40	B	Dave MARIES	Westfield SE1 1800	1:51.145	7	7	23.658	2.183	72.10
36	37	E	Brian ALLEN	Ford Fiesta XR2i	1:52.742	6	7	25.255	1.597	71.07
37	94	D	Tony GLOVER	Nissan 200 SX S13	1:59.613	3	6	32.126	6.871	66.99

Car 85 please fit transponder Car 48 please fit numbers

Weather / Track : Sunny / Dry

These results are provisional until the conclusion of any judicial and technical matters.

Oulton Park Island  
 Circuit Length = 2.2260 miles  
 Start: 10:56 End: 11:13

Clerk of Course :	Timekeeper :
-------------------	--------------

**Performance & Economy Chip Tuning Sports / Saloon Championship**  
**QUALIFYING - RACE 6 - LAP ANALYSIS**

<b>1</b>	<b>Paul DOBSON</b>		<b>Mazda RX7</b>				
1 -	1:34.404	+ 2.457	11:00:10.723	5 -	1:32.138	+ 0.191	11:06:43.494
2 -	1:38.295	+ 6.348	11:01:49.018	6 -	<b>1:31.947</b>		<b>11:08:15.441</b>
3 -	1:33.185	+ 1.238	11:03:22.203	7 -	1:51.887	+ 19.940	11:10:07.328
4 -	1:49.153	+ 17.206	11:05:11.356	8 -	1:31.983	+ 0.036	11:11:39.311
<b>3</b>	<b>Chris ALLANSON</b>		<b>Mini</b>				
1 -	1:40.825	+ 2.603	11:00:17.903	5 -	1:40.080	+ 1.858	11:06:59.473
2 -	1:40.254	+ 2.032	11:01:58.157	6 -	1:39.143	+ 0.921	11:08:38.616
3 -	1:42.460	+ 4.238	11:03:40.617	7 -	<b>1:38.222</b>		<b>11:10:16.838</b>
4 -	1:38.776	+ 0.554	11:05:19.393	8 -	1:53.651 P	+ 15.429	11:12:10.489
<b>4</b>	<b>Phil HALL</b>		<b>Banks Europa</b>				
1 -	1:55.714	+ 11.343	11:01:53.475	5 -	1:46.904	+ 2.533	11:09:01.402
2 -	1:47.914	+ 3.543	11:03:41.389	6 -	1:45.994	+ 1.623	11:10:47.396
3 -	1:46.161	+ 1.790	11:05:27.550	7 -	<b>1:44.371</b>		<b>11:12:31.767</b>
4 -	1:46.948	+ 2.577	11:07:14.498				
<b>12</b>	<b>Dennis CROMPTON</b>		<b>BMW E30 M3</b>				
1 -	1:47.387	+ 11.240	11:01:40.598	5 -	1:38.281	+ 2.134	11:08:11.429
2 -	1:38.883	+ 2.736	11:03:19.481	6 -	1:37.058	+ 0.911	11:09:48.487
3 -	1:36.413	+ 0.266	11:04:55.894	7 -	<b>1:36.147</b>		<b>11:11:24.634</b>
4 -	1:37.254	+ 1.107	11:06:33.148	8 -	1:36.713	+ 0.566	11:13:01.347
<b>14</b>	<b>Steven HIBBERT</b>		<b>Lotus Sport Elise</b>				
1 -	1:52.333	+ 6.593	11:00:49.724	5 -	1:50.121	+ 4.381	11:08:13.259
2 -	1:50.322	+ 4.582	11:02:40.046	6 -	1:48.038	+ 2.298	11:10:01.297
3 -	1:54.424	+ 8.684	11:04:34.470	7 -	<b>1:45.740</b>		<b>11:11:47.037</b>
4 -	1:48.668	+ 2.928	11:06:23.138				
<b>15</b>	<b>Mike SIDGWICK</b>		<b>Morgan +8</b>				
1 -	<b>1:36.132</b>		<b>11:00:18.642</b>				
<b>23</b>	<b>Tim EVANS</b>		<b>Phoenix Honda</b>				
1 -	1:39.576	+ 3.022	11:02:25.313	5 -	1:39.709	+ 3.155	11:08:59.439
2 -	1:38.315	+ 1.761	11:04:03.628	6 -	<b>1:36.554</b>		<b>11:10:35.993</b>
3 -	1:38.342	+ 1.788	11:05:41.970	7 -	1:37.715	+ 1.161	11:12:13.708
4 -	1:37.760	+ 1.206	11:07:19.730				
<b>25</b>	<b>Bob CLAXTON</b>		<b>Skoda 110R</b>				
1 -	1:48.769	+ 1.297	11:01:05.500	5 -	1:48.328	+ 0.856	11:08:22.116
2 -	<b>1:47.472</b>		<b>11:02:52.972</b>	6 -	1:48.312	+ 0.840	11:10:10.428
3 -	1:49.978	+ 2.506	11:04:42.950	7 -	1:47.894	+ 0.422	11:11:58.322
4 -	1:50.838	+ 3.366	11:06:33.788				
<b>27</b>	<b>Alan COLLINSON</b>		<b>Rover Sdi Vitesse</b>				
1 -	1:46.892	+ 5.535	11:01:07.447	5 -	1:44.657	+ 3.300	11:08:04.949
2 -	1:45.015	+ 3.658	11:02:52.462	6 -	1:43.446	+ 2.089	11:09:48.395
3 -	1:43.000	+ 1.643	11:04:35.462	7 -	1:44.684	+ 3.327	11:11:33.079
4 -	1:44.830	+ 3.473	11:06:20.292	8 -	<b>1:41.357</b>		<b>11:13:14.436</b>
<b>28</b>	<b>Peter ISHERWOOD</b>		<b>Sylae Phoenix</b>				
1 -	1:42.641	+ 4.817	11:02:29.392	5 -	1:37.837	+ 0.013	11:09:06.049
2 -	1:39.303	+ 1.479	11:04:08.695	6 -	1:40.691	+ 2.867	11:10:46.740
3 -	1:38.316	+ 0.492	11:05:47.011	7 -	<b>1:37.824</b>		<b>11:12:24.564</b>
4 -	1:41.201	+ 3.377	11:07:28.212				
<b>34</b>	<b>Anton LANDON</b>		<b>Westfield SE</b>				
1 -	1:45.613	+ 1.830	11:01:14.279	5 -	1:44.327	+ 0.544	11:08:14.093
2 -	1:45.373	+ 1.590	11:02:59.652	6 -	1:44.760	+ 0.977	11:09:58.853
3 -	1:44.673	+ 0.890	11:04:44.325	7 -	<b>1:43.783</b>		<b>11:11:42.636</b>
4 -	1:45.441	+ 1.658	11:06:29.766				

Oulton Park Island  
Circuit Length = 2.2260 miles  
Start: 10:56 End: 11:13

Weather / Track : Sunny / Dry

# Performance & Economy Chip Tuning Sports / Saloon Championship

## QUALIFYING - RACE 6 - LAP ANALYSIS

<b>35</b>	<b>Christopher THOMAS</b>			Z Cars Mini			
1 -	1:44.143	+ 1.363	11:00:25.927	5 -	1:45.591	+ 2.811	11:07:27.721
2 -	1:44.539	+ 1.759	11:02:10.466	6 -	1:44.093	+ 1.313	11:09:11.814
3 -	1:45.941	+ 3.161	11:03:56.407	7 -	<b>1:42.780</b>		<b>11:10:54.594</b>
4 -	1:45.723	+ 2.943	11:05:42.130	8 -	1:43.356	+ 0.576	11:12:37.950
<b>37</b>	<b>Brian ALLEN</b>			Ford Fiesta XR2i			
1 -	1:56.170	+ 3.428	11:01:05.376	5 -	1:53.585	+ 0.843	11:08:43.787
2 -	1:55.445	+ 2.703	11:03:00.821	6 -	<b>1:52.742</b>		<b>11:10:36.529</b>
3 -	1:55.530	+ 2.788	11:04:56.351	7 -	1:54.399	+ 1.657	11:12:30.928
4 -	1:53.851	+ 1.109	11:06:50.202				
<b>38</b>	<b>Kevin CRYER</b>			Caterham Seven			
1 -	1:51.508	+ 14.994	11:00:45.487	5 -	1:39.337	+ 2.823	11:07:23.820
2 -	1:41.161	+ 4.647	11:02:26.648	6 -	1:36.773	+ 0.259	11:09:00.593
3 -	1:39.111	+ 2.597	11:04:05.759	7 -	1:36.969	+ 0.455	11:10:37.562
4 -	1:38.724	+ 2.210	11:05:44.483	8 -	<b>1:36.514</b>		<b>11:12:14.076</b>
<b>40</b>	<b>Dave MARIES</b>			Westfield SE1 1800			
1 -	2:02.123	+ 10.978	11:00:48.500	5 -	1:55.962	+ 4.817	11:08:37.396
2 -	1:59.208	+ 8.063	11:02:47.708	6 -	1:54.887	+ 3.742	11:10:32.283
3 -	1:58.192	+ 7.047	11:04:45.900	7 -	<b>1:51.145</b>		<b>11:12:23.428</b>
4 -	1:55.534	+ 4.389	11:06:41.434				
<b>42</b>	<b>Mark PROCTOR</b>			Z-Car Mini			
1 -	1:58.487	+ 20.162	11:01:50.903	4 -	1:39.364	+ 1.039	11:06:52.591
2 -	1:41.946	+ 3.621	11:03:32.849	5 -	1:43.239	+ 4.914	11:08:35.830
3 -	1:40.378	+ 2.053	11:05:13.227	6 -	<b>1:38.325</b>		<b>11:10:14.155</b>
<b>44</b>	<b>Peter DAVIES</b>			Caterham R400			
1 -	1:48.802	+ 13.049	11:00:50.040	5 -	1:38.128	+ 2.375	11:07:25.500
2 -	1:43.288	+ 7.535	11:02:33.328	6 -	1:36.344	+ 0.591	11:09:01.844
3 -	1:36.965	+ 1.212	11:04:10.293	7 -	1:36.962	+ 1.209	11:10:38.806
4 -	1:37.079	+ 1.326	11:05:47.372	8 -	<b>1:35.753</b>		<b>11:12:14.559</b>
<b>47</b>	<b>Rob GOUGH</b>			Mini Z-Cars			
1 -	1:41.372	+ 2.678	11:00:24.740	5 -	1:44.045	+ 5.351	11:07:34.043
2 -	1:39.967	+ 1.273	11:02:04.707	6 -	1:39.402	+ 0.708	11:09:13.445
3 -	1:53.978	+ 15.284	11:03:58.685	7 -	<b>1:38.694</b>		<b>11:10:52.139</b>
4 -	1:51.313	+ 12.619	11:05:49.998	8 -	1:54.954	+ 16.260	11:12:47.093
<b>48</b>	<b>David ROBINSON</b>			BMW M3 Saloon			
1 -	1:43.841	+ 0.542	11:00:28.142	5 -	1:55.247	+ 11.948	11:07:36.509
2 -	1:43.701	+ 0.402	11:02:11.843	6 -	1:47.193	+ 3.894	11:09:23.702
3 -	1:44.200	+ 0.901	11:03:56.043	7 -	1:44.156	+ 0.857	11:11:07.858
4 -	1:45.219	+ 1.920	11:05:41.262	8 -	<b>1:43.299</b>		<b>11:12:51.157</b>
<b>55</b>	<b>Peter WANN</b>			Westfield SE1			
1 -	1:48.565	+ 6.730	11:01:00.364	5 -	1:43.533	+ 1.698	11:07:56.808
2 -	1:45.551	+ 3.716	11:02:45.915	6 -	<b>1:41.835</b>		<b>11:09:38.643</b>
3 -	1:45.002	+ 3.167	11:04:30.917	7 -	1:41.893	+ 0.058	11:11:20.536
4 -	1:42.358	+ 0.523	11:06:13.275	8 -	1:42.790	+ 0.955	11:13:03.326
<b>56</b>	<b>Duncan AUKLAND</b>			Rover 3500SE			
1 -	1:47.750	+ 9.226	11:00:50.729	5 -	1:40.225	+ 1.701	11:07:37.764
2 -	1:47.209	+ 8.685	11:02:37.938	6 -	1:41.347	+ 2.823	11:09:19.111
3 -	1:39.820	+ 1.296	11:04:17.758	7 -	1:45.061	+ 6.537	11:11:04.172
4 -	1:39.781	+ 1.257	11:05:57.539	8 -	<b>1:38.524</b>		<b>11:12:42.696</b>
<b>58</b>	<b>Darren SMITH</b>			TVR Tuscan			
1 -	1:40.188	+ 4.785	11:03:43.865	4 -	1:36.653	+ 1.250	11:08:34.440
2 -	1:35.938	+ 0.535	11:05:19.803	5 -	1:35.716	+ 0.313	11:10:10.156

Oulton Park Island  
 Circuit Length = 2.2260 miles  
 Start: 10:56 End: 11:13

Weather / Track : Sunny / Dry

# Performance & Economy Chip Tuning Sports / Saloon Championship

## QUALIFYING - RACE 6 - LAP ANALYSIS

3 -	1:37.984	+ 2.581	11:06:57.787	6 -	<b>1:35.403</b>		<b>11:11:45.559</b>
<b>59</b>	<b>Alastair CHALMERS</b>		<b>Caterham R400</b>				
1 -	1:34.000	+ 5.001	11:00:11.271	6 -	1:29.463	+ 0.464	11:07:47.561
2 -	1:33.761	+ 4.762	11:01:45.032	7 -	1:30.427	+ 1.428	11:09:17.988
3 -	1:30.384	+ 1.385	11:03:15.416	8 -	1:29.275	+ 0.276	11:10:47.263
4 -	1:29.508	+ 0.509	11:04:44.924	9 -	<b>1:28.999</b>		<b>11:12:16.262</b>
5 -	1:33.174	+ 4.175	11:06:18.098				
<b>60</b>	<b>Iain GORRIE</b>		<b>Darrian GT B</b>				
1 -	1:43.141	+ 8.497	11:01:36.606	5 -	1:36.611	+ 1.967	11:08:03.046
2 -	1:37.339	+ 2.695	11:03:13.945	6 -	1:34.719	+ 0.075	11:09:37.765
3 -	1:35.527	+ 0.883	11:04:49.472	7 -	1:35.469	+ 0.825	11:11:13.234
4 -	1:36.963	+ 2.319	11:06:26.435	8 -	<b>1:34.644</b>		<b>11:12:47.878</b>
<b>62</b>	<b>Paul SAMPSON</b>		<b>Suzuki SC100</b>				
1 -	<b>1:40.096</b>		<b>11:01:00.871</b>	3 -	5:59.701 P	+ 4:19.605	11:08:40.998
2 -	1:40.426	+ 0.330	11:02:41.297				
<b>63</b>	<b>Robert CHALMERS</b>		<b>Caterham R400</b>				
1 -	1:35.202	+ 3.794	11:00:12.820	6 -	1:35.301	+ 3.893	11:08:01.086
2 -	1:33.477	+ 2.069	11:01:46.297	7 -	1:31.794	+ 0.386	11:09:32.880
3 -	1:32.129	+ 0.721	11:03:18.426	8 -	1:33.012	+ 1.604	11:11:05.892
4 -	<b>1:31.408</b>		<b>11:04:49.834</b>	9 -	1:32.136	+ 0.728	11:12:38.028
5 -	1:35.951	+ 4.543	11:06:25.785				
<b>65</b>	<b>Colin ROBINSON</b>		<b>Ford Escort Hart</b>				
1 -	1:46.871	+ 1.364	11:01:01.483	5 -	<b>1:45.507</b>		<b>11:08:07.422</b>
2 -	1:45.900	+ 0.393	11:02:47.383	6 -	1:47.988	+ 2.481	11:09:55.410
3 -	1:46.052	+ 0.545	11:04:33.435	7 -	1:46.813	+ 1.306	11:11:42.223
4 -	1:48.480	+ 2.973	11:06:21.915				
<b>71</b>	<b>Robert PRITCHARD</b>		<b>Caterham Vauxhall</b>				
1 -	1:36.563	+ 7.010	11:01:25.495	4 -	1:33.050	+ 3.497	11:06:07.019
2 -	1:33.668	+ 4.115	11:02:59.163	5 -	<b>1:29.553</b>		<b>11:07:36.572</b>
3 -	1:34.806	+ 5.253	11:04:33.969	6 -	1:53.236 P	+ 23.683	11:09:29.808
<b>73</b>	<b>Jon ROTHERAM</b>		<b>Lotus Esprit</b>				
1 -	1:57.771	+ 14.739	11:00:48.832	5 -	1:44.939	+ 1.907	11:08:03.830
2 -	1:50.565	+ 7.533	11:02:39.397	6 -	<b>1:43.032</b>		<b>11:09:46.862</b>
3 -	1:53.188	+ 10.156	11:04:32.585	7 -	1:43.864	+ 0.832	11:11:30.726
4 -	1:46.306	+ 3.274	11:06:18.891	8 -	1:44.485	+ 1.453	11:13:15.211
<b>77</b>	<b>Paul INGRAM</b>		<b>Ford Fiesta XR2</b>				
1 -	1:54.902	+ 7.335	11:01:30.004	5 -	1:51.197	+ 3.630	11:08:58.089
2 -	1:55.726	+ 8.159	11:03:25.730	6 -	1:52.308	+ 4.741	11:10:50.397
3 -	1:50.440	+ 2.873	11:05:16.170	7 -	<b>1:47.567</b>		<b>11:12:37.964</b>
4 -	1:50.722	+ 3.155	11:07:06.892				
<b>79</b>	<b>Graham TAYLOR</b>		<b>Westfield SEi</b>				
1 -	1:49.953	+ 9.165	11:01:41.414	3 -	1:41.256	+ 0.468	11:05:05.447
2 -	1:42.777	+ 1.989	11:03:24.191	4 -	<b>1:40.788</b>		<b>11:06:46.235</b>
<b>85</b>	<b>Anthony HAYES</b>		<b>Mini Saloon</b>				
1 -	2:02.636	+ 13.674	11:01:56.617	5 -	1:52.930	+ 3.968	11:09:28.535
2 -	1:55.297	+ 6.335	11:03:51.914	6 -	1:48.981	+ 0.019	11:11:17.516
3 -	1:51.537	+ 2.575	11:05:43.451	7 -	<b>1:48.962</b>		<b>11:13:06.478</b>
4 -	1:52.154	+ 3.192	11:07:35.605				
<b>90</b>	<b>Chris MARIES</b>		<b>MK Indy Busa</b>				
1 -	<b>1:37.001</b>		<b>10:59:59.023</b>	3 -	1:37.466	+ 0.465	11:03:15.218
2 -	1:38.729	+ 1.728	11:01:37.752				


Weather / Track : Sunny / Dry

**Performance & Economy Chip Tuning Sports / Saloon Championship**  
**QUALIFYING - RACE 6 - LAP ANALYSIS**

<b>93</b>	<b>Robert SPENCER</b>		Mini Z-Cars			
1 -	1:46.895	+ 5.748	11:01:01.756	4 -	<b>1:41.147</b>	<b>11:06:08.703</b>
2 -	1:42.046	+ 0.899	11:02:43.802	5 -	1:41.952	+ 0.805
3 -	1:43.754	+ 2.607	11:04:27.556	6 -	1:41.669	+ 0.522
<b>94</b>	<b>Tony GLOVER</b>		Nissan 200 SX S13			
1 -	2:07.602	+ 7.989	11:01:56.276	4 -	2:01.875	+ 2.262
2 -	2:04.839	+ 5.226	11:04:01.115	5 -	2:03.127	+ 3.514
3 -	<b>1:59.613</b>		<b>11:06:00.728</b>	6 -	2:02.487	+ 2.874
<b>95</b>	<b>Paul WOOLFITT</b>		Morris Mini			
1 -	1:49.820	+ 3.671	11:00:53.339	5 -	<b>1:46.149</b>	<b>11:08:08.456</b>
2 -	1:49.460	+ 3.311	11:02:42.799	6 -	1:46.216	+ 0.067
3 -	1:49.997	+ 3.848	11:04:32.796	7 -	1:46.205	+ 0.056
4 -	1:49.511	+ 3.362	11:06:22.307			
<b>123</b>	<b>Richard WOOD</b>		Opel Astra V8			
1 -	1:35.516	+ 8.029	11:00:09.819	6 -	1:29.077	+ 1.590
2 -	1:33.586	+ 6.099	11:01:43.405	7 -	<b>1:27.487</b>	<b>11:09:12.646</b>
3 -	1:30.420	+ 2.933	11:03:13.825	8 -	1:29.324	+ 1.837
4 -	1:29.188	+ 1.701	11:04:43.013	9 -	1:30.635	+ 3.148
5 -	1:33.069	+ 5.582	11:06:16.082			

# Performance & Economy Chip Tuning Sports / Saloon Championship

## RACE 6 - GRID AMENDED

ROW 16	1:52.742 37 Brian ALLEN	1:41.835 55 Peter WANN
ROW 15	1:47.567 77 Paul INGRAM	1:51.145 40 Dave MARIES
ROW 14	1:46.149 95 Paul WOOLFITT	1:47.472 25 Bob CLAXTON
ROW 13	1:45.507 65 Colin ROBINSON	1:45.740 14 Steven HIBBERT
ROW 12	1:43.783 34 Anton LANDON	1:44.371 4 Phil HALL
ROW 11	1:43.032 73 Jon ROTHERAM	1:43.299 48 David ROBINSON
ROW 10	1:41.357 27 Alan COLLINSON	1:42.780 35 Christopher THOMAS
ROW 9	1:40.096 62 Paul SAMPSON	1:41.147 93 Robert SPENCER
ROW 8	1:38.524 56 Duncan AUKLAND	1:38.694 47 Rob GOUGH
ROW 7	1:38.222 3 Chris ALLANSON	1:38.325 42 Mark PROCTOR
ROW 6	1:36.514 38 Kevin CRYER	1:37.001 90 Chris MARIES
ROW 5	1:36.132 15 Mike SIDGWICK	1:36.147 12 Dennis CROMPTON
ROW 4	1:35.403 58 Darren SMITH	1:35.753 44 Peter DAVIES
ROW 3	1:31.947 1 Paul DOBSON	1:34.644 60 Iain GORRIE
ROW 2	1:29.553 71 Robert PRITCHARD	1:31.408 63 Robert CHALMERS
ROW 1	1:27.487 123 Richard WOOD	1:28.999 59 Alastair CHALMERS
<b>Pole</b>		
		

Car 79 withdrawn 2nd reserve 55 included.

Oulton Park Island  
Circuit Length = 2.2260 miles

These results are provisional until the conclusion of any judicial and technical matters.

Clerk of Course :

Timekeeper :

# Performance & Economy Chip Tuning Sports / Saloon Championship

## RACE 6 - LAP CHART

Lap 1			Lap 2			Lap 3			Lap 4		
No	Behind	Laptime	No	Behind	Laptime	No	Behind	Laptime	No	Behind	Laptime
71		1:34.582	123		1:29.542	123		1:29.600	123		1:29.635
123	0.343	1:35.393	63	3.863	1:31.689	63	5.731	1:31.468	94	1 LAP	1:56.784
63	2.059	1:36.489	1	7.912	1:32.010	59	8.217	1:29.667	59	7.788	1:29.206
1	5.787	1:39.332	59	8.150	1:31.114	1	11.293	1:32.981	63	8.235	1:32.139
60	6.601	1:40.332	44	11.994	1:35.046	44	16.388	1:33.994	1	13.595	1:31.937
44	6.833	1:39.907	71	14.437	1:44.322	60	22.165	1:36.434	44	22.166	1:35.413
59	6.921	1:42.669	60	15.331	1:38.615	38	23.568	1:35.009	60	27.767	1:35.237
3	10.028	1:42.097	38	18.159	1:36.552	58	24.389	1:34.347	58	28.454	1:33.700
38	11.492	1:43.573	12	19.174	1:36.936	12	25.303	1:35.729	38	29.422	1:35.489
12	12.123	1:44.082	3	19.506	1:39.363	3	27.755	1:37.849	12	30.097	1:34.429
58	12.260	1:44.702	58	19.642	1:37.267	47	32.113	1:38.854	3	36.368	1:38.248
47	13.506	1:44.543	47	22.859	1:39.238	42	32.274	1:38.842	28	40.834	1:38.061
42	13.924	1:45.902	42	23.032	1:38.993	28	32.408	1:38.049	42	41.152	1:38.513
56	14.666	1:45.941	56	23.486	1:38.705	56	33.506	1:39.620	56	41.352	1:37.481
28	15.839	1:44.641	28	23.959	1:38.005	27	42.617	1:42.051	27	55.875	1:42.893
27	18.320	1:48.834	27	30.166	1:41.731	48	47.004	1:43.014	73	59.016	1:39.767
35	19.148	1:49.691	35	33.275	1:44.012	73	48.884	1:41.848	48	1:00.390	1:43.021
4	19.658	1:49.807	48	33.590	1:42.709	35	49.995	1:46.320	55	1:03.719	1:42.853
34	20.693	1:50.475	4	34.674	1:44.901	55	50.501	1:44.011	35	1:05.621	1:45.261
48	20.766	1:50.344	34	35.088	1:44.280	4	50.728	1:45.654	4	1:05.776	1:44.683
95	21.252	1:50.730	55	36.090	1:43.552	95	51.025	1:44.126	95	1:06.179	1:44.789
55	22.423	1:51.160	95	36.499	1:45.132	34	51.513	1:46.025	34	1:06.479	1:44.601
14	23.096	1:52.148	73	36.636	1:41.378	14	52.140	1:44.288	14	1:06.816	1:44.311
73	25.143	1:51.541	14	37.452	1:44.241	77	1:03.152	1:47.516	47	1:14.466	2:11.988
77	27.155	1:54.584	77	45.236	1:47.966	62	1:14.783	1:44.298	77	1:20.732	1:47.215
37	31.045	1:58.584	37	54.862	1:53.702	37	1:19.550	1:54.288	62	1:23.248	1:38.100
40	32.702	2:01.226	40	58.997	1:56.180	40	1:22.847	1:53.450	37	1:45.838	1:55.923
94	38.536	2:04.935	62	1:00.085	1:49.639						
62	40.331	2:10.691	94	1:06.527	1:57.876						

# Performance & Economy Chip Tuning Sports / Saloon Championship

## RACE 6 - CLASSIFICATION

POS	NO	CL	NAME	ENTRY	LAPS	TIME	GAP	DIFF	MPH	BEST	ON
1	123	A	Richard WOOD	Opel Astra V8	4	6:05.145			87.78	1:29.542	2
2	59	B	Alastair CHALMERS	Caterham R400	4	6:12.933	7.788	7.788	85.95	1:29.206	4
3	63	B	Robert CHALMERS	Caterham R400	4	6:13.380	8.235	0.447	85.84	1:31.468	3
4	1	D	Paul DOBSON	Mazda RX7	4	6:18.740	13.595	5.360	84.63	1:31.937	4
5	44	B	Peter DAVIES	Caterham R400	4	6:27.311	22.166	8.571	82.76	1:33.994	3
6	60	C	Iain GORRIE	Darrian GT B	4	6:32.912	27.767	5.601	81.58	1:35.237	4
7	58	A	Darren SMITH	TVR Tuscan	4	6:33.599	28.454	0.687	81.43	1:33.700	4
8	38	B	Kevin CRYER	Caterham Seven	4	6:34.567	29.422	0.968	81.23	1:35.009	3
9	12	E	Dennis CROMPTON	BMW E30 M3	4	6:35.242	30.097	0.675	81.10	1:34.429	4
10	3	C	Chris ALLANSON	Mini	4	6:41.513	36.368	6.271	79.83	1:37.849	3
11	28	C	Peter ISHERWOOD	Sylae Phoenix	4	6:45.979	40.834	4.466	78.95	1:38.005	2
12	42	C	Mark PROCTOR	Z-Car Mini	4	6:46.297	41.152	0.318	78.89	1:38.513	4
13	56	D	Duncan AUKLAND	Rover 3500SE	4	6:46.497	41.352	0.200	78.85	1:37.481	4
14	27	D	Alan COLLINSON	Rover Sdi Vitesse	4	7:01.020	55.875	14.523	76.13	1:41.731	2
15	73	D	Jon ROTHERAM	Lotus Esprit	4	7:04.161	59.016	3.141	75.57	1:39.767	4
16	48	D	David ROBINSON	BMW M3 Saloon	4	7:05.535	1:00.390	1.374	75.32	1:42.709	2
17	55	B	Peter WANN	Westfield SE1	4	7:08.864	1:03.719	3.329	74.74	1:42.853	4
18	35	C	Christopher THOMAS	Z Cars Mini	4	7:10.766	1:05.621	1.902	74.41	1:44.012	2
19	4	F	Phil HALL	Banks Europa	4	7:10.921	1:05.776	0.155	74.38	1:44.683	4
20	95	B	Paul WOOLFITT	Morris Mini	4	7:11.324	1:06.179	0.403	74.31	1:44.126	3
21	34	B	Anton LANDON	Westfield SE	4	7:11.624	1:06.479	0.300	74.26	1:44.280	2
22	14	E	Steven HIBBERT	Lotus Sport Elise	4	7:11.961	1:06.816	0.337	74.20	1:44.241	2
23	47	C	Rob GOUGH	Mini Z-Cars	4	7:19.611	1:14.466	7.650	72.91	1:38.854	3
24	77	F	Paul INGRAM	Ford Fiesta XR2	4	7:25.877	1:20.732	6.266	71.89	1:47.215	4
25	62	C	Paul SAMPSON	Suzuki SC100	4	7:28.393	1:23.248	2.516	71.48	1:38.100	4
26	37	E	Brian ALLEN	Ford Fiesta XR2i	4	7:50.983	1:45.838	22.590	68.05	1:53.702	2
27	94	D	Tony GLOVER	Nissan 200 SX S13	3	6:09.221	1 lap	1 lap	65.11	1:56.784	3

### NOT CLASSIFIED

DNF	40	B	Dave MARIES	Westfield SE1 1800	3	5:58.357	1 lap		67.08	1:53.450	3
DNF	71	B	Robert PRITCHARD	Caterham Vauxhall	2	3:20.347	2 laps	1 lap	79.99	1:34.582	1

### FASTEST LAP

4	F	Phil HALL	Banks Europa	4	1:44.683	76.55 mph	123.19 kph
1	D	Paul DOBSON	Mazda RX7	4	1:31.937	87.16 mph	140.27 kph
59	B	Alastair CHALMERS	Caterham R400	4	1:29.206	89.83 mph	144.57 kph
123	A	Richard WOOD	Opel Astra V8	2	1:29.542	89.49 mph	144.02 kph
60	C	Iain GORRIE	Darrian GT B	4	1:35.237	84.14 mph	135.41 kph
12	E	Dennis CROMPTON	BMW E30 M3	4	1:34.429	84.86 mph	136.57 kph

Red Flag after 8 Mins

Weather / Track : Bright / Dry

These results are provisional until the conclusion of any judicial and technical matters.

Oulton Park Island  
Circuit Length = 2.2260 miles  
Start: 16:45 End: 00:00

Clerk of Course :		Timekeeper :	
-------------------	--	--------------	--

# Dunlop Mini Miglia Championship

## QUALIFYING - RACE 7 - CLASSIFICATION

POS	NO	CL	NAME	ENTRY	TIME	ON	LAPS	GAP	DIFF	MPH
1	1		Andrew HACK	Mini Miglia	1:40.172	5	7			79.99
2	98		Mark SMITH	Mini Miglia	1:40.989	3	7	0.817	0.817	79.35
3	77		Ralph SAUNDERS	Mini Miglia	1:41.048	3	7	0.876	0.059	79.30
4	12		Paul THOMPSON	Mini Miglia	1:41.192	5	5	1.020	0.144	79.19
5	4		Colin PEACOCK	Mini Miglia	1:41.371	4	7	1.199	0.179	79.05
6	69		Tony LE-MAY	Mini Miglia	1:41.467	5	8	1.295	0.096	78.97
7	26		Owen STINCHCOMBE	Mini Edgecoms Miglia	1:42.164	4	7	1.992	0.697	78.43
8	9		Mark SIMS	Mini Miglia	1:42.352	8	8	2.180	0.188	78.29
9	15		Gordan POCOCK	Mini Miglia	1:42.382	7	7	2.210	0.030	78.27
10	5		Sarah MUNNS	Mini Miglia	1:42.991	3	7	2.819	0.609	77.80
11	42		Paul SIMMONDS	Mini Miglia	1:43.796	7	7	3.624	0.805	77.20
12	55		Michael GREEN	Mini Miglia	1:44.066	3	7	3.894	0.270	77.00
13	16		Andrew WORSLEY	Mini Miglia	1:45.084	3	7	4.912	1.018	76.25
14	24		Nuno PIMENTA	Mini Miglia	1:46.661	4	6	6.489	1.577	75.13
15	66		Gary SHIPTON	Mini Miglia	1:50.198	7	7	10.026	3.537	72.72
16	35		Ian FEATHERSTONE	Rover Mini	2:05.401	4	6	25.229	15.203	63.90

Weather / Track : Sunny / Dry

These results are provisional until the conclusion of any judicial and technical matters.

Oulton Park Island  
 Circuit Length = 2.2260 miles  
 Start: 11:20 End: 11:36

Clerk of Course :		Timekeeper :
-------------------	--	--------------

# Dunlop Mini Miglia Championship

## QUALIFYING - RACE 7 - LAP ANALYSIS

<b>1</b>	<b>Andrew HACK</b> Mini Miglia					
1 -	1:44.645	+ 4.473	11:24:44.053	5 -	<b>1:40.172</b>	<b>11:31:36.133</b>
2 -	1:43.833	+ 3.661	11:26:27.886	6 -	1:45.267	+ 5.095 11:33:21.400
3 -	1:46.714	+ 6.542	11:28:14.600	7 -	2:06.811 P	+ 26.639 11:35:28.211
4 -	1:41.361	+ 1.189	11:29:55.961			
<b>4</b>	<b>Colin PEACOCK</b> Mini Miglia					
1 -	1:54.889 P	+ 13.518	11:25:23.363	5 -	1:41.524	+ 0.153 11:32:51.360
2 -	2:22.763	+ 41.392	11:27:46.126	6 -	1:41.536	+ 0.165 11:34:32.896
3 -	1:42.339	+ 0.968	11:29:28.465	7 -	1:41.667	+ 0.296 11:36:14.563
4 -	<b>1:41.371</b>		<b>11:31:09.836</b>			
<b>5</b>	<b>Sarah MUNNS</b> Mini Miglia					
1 -	1:47.582	+ 4.591	11:25:12.661	5 -	1:47.564	+ 4.573 11:32:11.543
2 -	1:45.236	+ 2.245	11:26:57.897	6 -	1:43.463	+ 0.472 11:33:55.006
3 -	<b>1:42.991</b>		<b>11:28:40.888</b>	7 -	1:43.609	+ 0.618 11:35:38.615
4 -	1:43.091	+ 0.100	11:30:23.979			
<b>9</b>	<b>Mark SIMS</b> Mini Miglia					
1 -	1:46.052	+ 3.700	11:24:38.082	5 -	1:45.756	+ 3.404 11:31:36.072
2 -	1:44.134	+ 1.782	11:26:22.216	6 -	1:44.031	+ 1.679 11:33:20.103
3 -	1:43.421	+ 1.069	11:28:05.637	7 -	1:43.072	+ 0.720 11:35:03.175
4 -	1:44.679	+ 2.327	11:29:50.316	8 -	<b>1:42.352</b>	<b>11:36:45.527</b>
<b>12</b>	<b>Paul THOMPSON</b> Mini Miglia					
1 -	1:44.028	+ 2.836	11:24:47.458	4 -	1:42.013	+ 0.821 11:29:53.822
2 -	1:41.890	+ 0.698	11:26:29.348	5 -	<b>1:41.192</b>	<b>11:31:35.014</b>
3 -	1:42.461	+ 1.269	11:28:11.809			
<b>15</b>	<b>Gordan POCOCK</b> Mini Miglia					
1 -	1:52.353	+ 9.971	11:25:11.572	5 -	1:43.569	+ 1.187 11:32:05.868
2 -	1:43.960	+ 1.578	11:26:55.532	6 -	1:43.613	+ 1.231 11:33:49.481
3 -	1:43.675	+ 1.293	11:28:39.207	7 -	<b>1:42.382</b>	<b>11:35:31.863</b>
4 -	1:43.092	+ 0.710	11:30:22.299			
<b>16</b>	<b>Andrew WORSLEY</b> Mini Miglia					
1 -	1:52.948	+ 7.864	11:25:12.462	5 -	1:46.447	+ 1.363 11:32:16.588
2 -	1:46.437	+ 1.353	11:26:58.899	6 -	1:46.101	+ 1.017 11:34:02.689
3 -	<b>1:45.084</b>		<b>11:28:43.983</b>	7 -	1:46.155	+ 1.071 11:35:48.844
4 -	1:46.158	+ 1.074	11:30:30.141			
<b>24</b>	<b>Nuno PIMENTA</b> Mini Miglia					
1 -	1:49.953	+ 3.292	11:25:06.656	4 -	<b>1:46.661</b>	<b>11:30:27.626</b>
2 -	1:47.301	+ 0.640	11:26:53.957	5 -	1:47.247	+ 0.586 11:32:14.873
3 -	1:47.008	+ 0.347	11:28:40.965	6 -	1:47.623	+ 0.962 11:34:02.496
<b>26</b>	<b>Owen STINCHCOMBE</b> Mini Edgecoms Miglia					
1 -	1:47.288	+ 5.124	11:24:53.059	5 -	1:45.447	+ 3.283 11:31:46.527
2 -	1:43.279	+ 1.115	11:26:36.338	6 -	1:42.209	+ 0.045 11:33:28.736
3 -	1:42.578	+ 0.414	11:28:18.916	7 -	1:55.316	+ 13.152 11:35:24.052
4 -	<b>1:42.164</b>		<b>11:30:01.080</b>			
<b>35</b>	<b>Ian FEATHERSTONE</b> Rover Mini					
1 -	2:08.353	+ 2.952	11:25:39.921	4 -	<b>2:05.401</b>	<b>11:32:02.102</b>
2 -	2:06.839	+ 1.438	11:27:46.760	5 -	2:07.078	+ 1.677 11:34:09.180
3 -	2:09.941	+ 4.540	11:29:56.701	6 -	2:08.424	+ 3.023 11:36:17.604
<b>42</b>	<b>Paul SIMMONDS</b> Mini Miglia					
1 -	1:49.434	+ 5.638	11:25:03.838	5 -	2:11.176	+ 27.380 11:32:33.337
2 -	1:47.803	+ 4.007	11:26:51.641	6 -	1:46.355	+ 2.559 11:34:19.692
3 -	1:45.565	+ 1.769	11:28:37.206	7 -	<b>1:43.796</b>	<b>11:36:03.488</b>
4 -	1:44.955	+ 1.159	11:30:22.161			

Oulton Park Island  
Circuit Length = 2.2260 miles  
Start: 11:20 End: 11:36

Weather / Track : Sunny / Dry


## Dunlop Mini Miglia Championship

### QUALIFYING - RACE 7 - LAP ANALYSIS

<b>55</b>	<b>Michael GREEN</b>		Mini Miglia				
1 -	1:48.883	+ 4.817	11:25:02.497	5 -	2:10.326	+ 26.260	11:32:26.432
2 -	1:45.277	+ 1.211	11:26:47.774	6 -	1:50.507	+ 6.441	11:34:16.939
3 -	<b>1:44.066</b>		<b>11:28:31.840</b>	7 -	1:47.975	+ 3.909	11:36:04.914
4 -	1:44.266	+ 0.200	11:30:16.106				
<b>66</b>	<b>Gary SHIPTON</b>		Mini Miglia				
1 -	2:02.207	+ 12.009	11:25:21.182	5 -	1:50.228	+ 0.030	11:32:51.309
2 -	1:56.278	+ 6.080	11:27:17.460	6 -	1:50.545	+ 0.347	11:34:41.854
3 -	1:52.794	+ 2.596	11:29:10.254	7 -	<b>1:50.198</b>		<b>11:36:32.052</b>
4 -	1:50.827	+ 0.629	11:31:01.081				
<b>69</b>	<b>Tony LE-MAY</b>		Mini Miglia				
1 -	1:45.282	+ 3.815	11:24:45.909	5 -	<b>1:41.467</b>		<b>11:31:35.709</b>
2 -	1:43.171	+ 1.704	11:26:29.080	6 -	1:42.545	+ 1.078	11:33:18.254
3 -	1:43.013	+ 1.546	11:28:12.093	7 -	1:43.811	+ 2.344	11:35:02.065
4 -	1:42.149	+ 0.682	11:29:54.242	8 -	1:42.487	+ 1.020	11:36:44.552
<b>77</b>	<b>Ralph SAUNDERS</b>		Mini Miglia				
1 -	1:42.357	+ 1.309	11:24:30.434	5 -	1:42.007	+ 0.959	11:31:33.088
2 -	1:41.608	+ 0.560	11:26:12.042	6 -	1:42.064	+ 1.016	11:33:15.152
3 -	<b>1:41.048</b>		<b>11:27:53.090</b>	7 -	2:07.248	+ 26.200	11:35:22.400
4 -	1:57.991	+ 16.943	11:29:51.081				
<b>98</b>	<b>Mark SMITH</b>		Mini Miglia				
1 -	1:44.748	+ 3.759	11:24:25.237	5 -	2:18.648	+ 37.659	11:32:30.984
2 -	1:43.151	+ 2.162	11:26:08.388	6 -	1:58.643	+ 17.654	11:34:29.627
3 -	<b>1:40.989</b>		<b>11:27:49.377</b>	7 -	1:41.480	+ 0.491	11:36:11.107
4 -	2:22.959	+ 41.970	11:30:12.336				

# Dunlop Mini Miglia Championship

## RACE 7 - GRID

ROW 8	1:50.198 66 Gary SHIPTON	2:05.401 35 Ian FEATHERSTONE
ROW 7	1:45.084 16 Andrew WORSLEY	1:46.661 24 Nuno PIMENTA
ROW 6	1:43.796 42 Paul SIMMONDS	1:44.066 55 Michael GREEN
ROW 5	1:42.382 15 Gordan POCOCK	1:42.991 5 Sarah MUNNS
ROW 4	1:42.164 26 Owen STINCHCOMBE	1:42.352 9 Mark SIMS
ROW 3	1:41.371 4 Colin PEACOCK	1:41.467 69 Tony LE-MAY
ROW 2	1:41.048 77 Ralph SAUNDERS	1:41.192 12 Paul THOMPSON
ROW 1	1:40.172 1 Andrew HACK	1:40.989 98 Mark SMITH
<b>Pole</b>		
		

Oulton Park Island  
Circuit Length = 2.2260 miles

**These results are provisional until the conclusion of any judicial and technical matters.**

Clerk of Course :

Timekeeper :

# Dunlop Mini Miglia Championship

## RACE 7 - CLASSIFICATION

POS	NO	CL	NAME	ENTRY	LAPS	TIME	GAP	DIFF	MPH	BEST	ON
1	1		<b>Andrew HACK</b>	Mini Miglia	5	8:30.703			78.45	1:40.443	5
2	98		<b>Mark SMITH</b>	Mini Miglia	5	8:31.829	<b>1.126</b>	1.126	78.28	1:40.371	5
3	77		<b>Ralph SAUNDERS</b>	Mini Miglia	5	8:32.018	<b>1.315</b>	0.189	78.25	1:39.988	5
4	12		<b>Paul THOMPSON</b>	Mini Miglia	5	8:32.262	<b>1.559</b>	0.244	78.21	1:40.107	5
5	4		<b>Colin PEACOCK</b>	Mini Miglia	5	8:32.823	<b>2.120</b>	0.561	78.13	1:40.147	5
6	9		<b>Mark SIMS</b>	Mini Miglia	5	8:40.999	<b>10.296</b>	8.176	76.90	1:41.855	2
7	15		<b>Gordan POCOCK</b>	Mini Miglia	5	8:41.258	<b>10.555</b>	0.259	76.86	1:41.782	4
8	5		<b>Sarah MUNNS</b>	Mini Miglia	5	8:42.250	<b>11.547</b>	0.992	76.72	1:42.005	3
9	42		<b>Paul SIMMONDS</b>	Mini Miglia	5	8:52.593	<b>21.890</b>	10.343	75.23	1:43.740	5
10	55		<b>Michael GREEN</b>	Mini Miglia	5	8:53.365	<b>22.662</b>	0.772	75.12	1:43.580	5
11	24		<b>Nuno PIMENTA</b>	Mini Miglia	5	9:04.611	<b>33.908</b>	11.246	73.57	1:46.520	3
12	26		<b>Owen STINCHCOMBE</b>	Mini Edgecoms Miglia	5	9:04.678	<b>33.975</b>	0.067	73.56	1:42.149	2
13	66		<b>Gary SHIPTON</b>	Mini Miglia	5	9:06.074	<b>35.371</b>	1.396	73.37	1:46.715	5
NOT CLASSIFIED											
DNF	69		<b>Tony LE-MAY</b>	Mini Miglia	3	5:18.670	<b>2 laps</b>	2 laps	75.44	1:41.523	2
DNF	35		<b>Ian FEATHERSTONE</b>	Rover Mini	1	2:35.896	<b>4 laps</b>	2 laps	51.40		
FASTEST LAP											
	77		<b>Ralph SAUNDERS</b>	Mini Miglia	5	1:39.988			80.14 mph	128.98 kph	

Weather / Track : Bright / Dry

These results are provisional until the conclusion of any judicial and technical matters.

Oulton Park Island  
Circuit Length = 2.2260 miles  
Start: 17:15 End: 17:27

Clerk of Course :		Timekeeper :
-------------------	--	--------------

# Dunlop Mini Miglia Championship

## RACE 7 - LAP CHART

Lap 1			Lap 2			Lap 3			Lap 4			Lap 5		
No	Behind	Laptime	No	Behind	Laptime	No	Behind	Laptime	No	Behind	Laptime	No	Behind	Laptime
1		1:46.495	1		1:41.133	1		1:40.848	1		1:40.720	1		1:40.443
77	0.533	1:45.764	98	1.119	1:41.369	98	1.114	1:40.843	98	1.198	1:40.804	98	1.126	1:40.371
98	0.883	1:47.119	77	1.142	1:41.742	77	1.334	1:41.040	77	1.770	1:41.156	77	1.315	1:39.988
69	1.026	1:45.594	69	1.416	1:41.523	12	2.122	1:41.347	12	1.895	1:40.493	12	1.559	1:40.107
12	1.374	1:46.317	12	1.623	1:41.382	4	2.419	1:40.982	4	2.416	1:40.717	4	2.120	1:40.147
4	2.159	1:46.542	4	2.285	1:41.259	9	7.183	1:42.939	9	8.496	1:42.033	9	10.296	1:42.243
26	3.876	1:47.811	26	4.892	1:42.149	15	7.786	1:42.532	15	8.848	1:41.782	15	10.555	1:42.150
9	4.370	1:48.004	9	5.092	1:41.855	5	8.357	1:42.005	5	9.819	1:42.182	5	11.547	1:42.171
15	5.159	1:48.206	15	6.102	1:42.076	69	9.130	1:48.562	42	18.593	1:44.970	42	21.890	1:43.740
5	5.655	1:48.995	5	7.200	1:42.678	42	14.343	1:45.073	55	19.525	1:45.804	55	22.662	1:43.580
55	6.278	1:49.381	55	9.666	1:44.521	55	14.441	1:45.623	24	27.499	1:47.654	24	33.908	1:46.852
42	7.152	1:49.870	42	10.118	1:44.099	24	20.565	1:46.520	66	29.099	1:48.311	26	33.975	1:43.594
24	9.135	1:51.577	24	14.893	1:46.891	66	21.508	1:46.726	26	30.824	1:44.497	66	35.371	1:46.715
66	9.959	1:51.501	66	15.630	1:46.804	26	27.047	2:03.003						
35	48.337	2:28.932												