

2008 DUNLOP MINI CHALLENGES - CONTENTS

SR1	GENERAL REGULATIONS	2
SR1.1	Title and Jurisdictions	2
SR1.2	Officials	2
SR1.3	Competitor Eligibility	2
SR1.4	Registration	2
SR1.5	Championship Events	3
SR1.6	Points Scoring	3
SR1.7	Awards	4
SR2	JUDICIAL PROCEDURES	6
SR2.1	Sporting Disputes	6
SR2.2	Technical Disputes	6
SR3	RACE MEETINGS AND RACE PROCEDURES	6
SR3.1	Entries	6
SR3.2	Briefings	7
SR3.3	Qualifying & Practice	7
SR3.4	Qualification to Race	7
SR3.5	Race Distance	8
SR3.6	Race Starts	8
SR3.7	Race Stops / Neutralisation	8
SR3.8	Re-scrutineering	9
SR3.9	Pits and Pit Lane Safety	9
SR3.10	Race Finish Procedures	9
SR3.11	Timing Modules	9
SR3.12	Verification of Results	10
SR3.13	In-car video cameras	10
SR4	PENALTIES	10
SR4.1	Infringements	10
SR4.2	Non-Technical Infringements	10
SR4.3	Clarifications / Rulings	11
TR5	TECHNICAL REGULATIONS	12
TR5.1	Introduction	12
TR5.2	General Description	12
TR5.3	Safety Requirements	12
TR5.4	General Requirements and Exceptions	13
TR5.5	Chassis	13
TR5.6	Bodywork	13
TR5.7	Engine	15
TR5.8	Suspension	18
TR5.9	Transmission	19
TR5.10	Electrics	19
TR5.11	Brakes	20
TR5.12	Wheels/Steering	20
TR5.13	Tyres	21
TR5.14	Weights	21
TR5.15	Fuel Tank/Fuel	21
TR5.16	Silencing	22
TR5.17	Numbers and Championship Identification	22
SR6	APPENDICES	24
SR6.1	Race Organising Clubs and Contacts	24
SR6.2	Commercial Undertakings	25
SR6.3	Qualification Races	26
SR6.4	Mini Seven Racing Club Champions	28
SR7	DRIVER / ENTRANT REGISTRATION FORM	See Separate Sheet

© The Mini Seven Racing Club
Reproduction, in whole or part, without written approval from The Mini Seven Racing Club
is strictly prohibited.

SR.1 GENERAL REGULATIONS

SR.1.1 TITLE AND JURISDICTIONS.

- 1.1.1 The Mini Seven Racing Club (M7RC) will organise The Dunlop Mini Challenges for 2008 in accordance with the General Regulations of The Royal Automobile Club Motor Sports Association (MSA) (incorporating the provisions of the International Code of the FIA) and these Challenge Regulations (which latter term includes Commercial Undertakings).
- 1.1.2 These Regulations have been approved by the MSA and have been given Championship Permit Numbers;

The Dunlop Mini Challenge - Mini Seven - CHR2008/089
The Dunlop Mini Challenge - Mini Miglia - CHR2008/090
- 1.1.3 The Dunlop Mini Challenges are graded by the MSA in category C.
- 1.1.4 Qualifying rounds will be run at National B status.
- 1.1.5 The Organisers reserve the right to issue additional Official Bulletins clarifying items in the Regulations from time to time and all such Official Bulletins (including championship tables etc.) will be published on the official Mini Seven Racing Club website (www.mini7.co.uk). Notification will be sent via e-mail to each competitor at the e-mail address detailed on the registration form. The competitor will not receive notification if an e-mail address is not provided, or is incorrect and/or does not work.
- 1.1.6 The Organisers reserve the right to carry out necessary or required changes to these regulations which are due to force majeure, or for safety reasons, or if requested by the authorities by means of Official Bulletins. The Organisers further reserve the right to cancel events if necessary due to exceptional unforeseeable conditions, and are not liable for any damages so incurred as a result. See MSA Yearbook A29(c)
- 1.1.7 Exclusion from Liability. See MSA Yearbook. A33

SR.1.2 OFFICIALS.

- 1.2.1 The Championship Co-ordinator for the Challenges will be David Older, assisted by Allan Dawkins who will carry out the co-ordinator's race meeting duties.
- 1.2.2 The Eligibility Scrutineers, Steve Prior and Owen Hall will enforce the Technical Regulations and will consult with Mike Garton (MSA Technical Commissioner) from time to time.
- 1.2.3 The Challenge Stewards will be comprised of a panel of three of the following:
Bob Armstrong, David Pierre, Rick Smith, Dale Wells

Any three of the Championship Stewards may make a decision. Replacement Stewards may be co-opted to cover force majeure situations.
- 1.2.4 The Clerk of the Course will be Steve Burns or David Scott or TBC (as shown in 1.5.1)

SR.1.3 COMPETITOR ELIGIBILITY.

- 1.3.1 Entrants must be in possession of a valid 2008 Entrants Licence.
- 1.3.2 Drivers and Entrant/Drivers must be fully paid up valid membership card holding members of The Mini Seven Racing Club, be Registered for the Championship and be in possession of the minimum of a valid MSA Competition (Racing) National 'B' Licence, or be in the possession of a valid Professional (bears the EU Flag) Licence.
- 1.3.3 All Drivers and Entrants must complete the official Registration Form and return it to The Mini Seven Racing Club in order to enter the series.
- 1.3.5 Acceptance of registration is entirely at the discretion of the Organisers/Promoters.
- 1.3.6 All necessary documentation must be presented for checking at all rounds when signing-on.

SR.1.4 REGISTRATION.

- 1.4.1 All Drivers and Entrants must complete the official Dunlop Mini Challenges Registration Form and return it to The Mini Seven Racing Club in order to enter the Challenges. It should be clearly understood that by signature of the form all competitors acknowledge their agreement to be bound by the rules and regulations contained in the Challenge Regulations and those stipulated by The Mini Seven Racing Club, and the Race Organisers in the Challenge and the MSA.
- 1.4.2 Where a car is entered for The Dunlop Mini Challenges by someone other than the Driver, it will be necessary for that Entrant to complete the registration form along with, and nominating, their Driver.

- 1.4.3 Only one Driver may be nominated on each registration form and Drivers will each be allocated their own racing number for the season.
- 1.4.4 The registration fee is payable upon registration. The fee, to be made payable to The Mini Seven Racing Club, will be £165 for race registration, including membership of The Mini Seven Racing Club.
- 1.4.5 Applications for registrations open immediately on publication of these regulations.
- 1.4.6 Acceptance or rejection of registration is entirely at the discretion of the Organisers/Promoters.
- 1.4.7 No Organising Club will accept race entries unless the Competitor has registered and has been issued with a permanent racing number.

SR.1.5 CHAMPIONSHIP EVENTS

- 1.5.1 The Dunlop Mini Se7en (National and S-Class) and Mini Miglia (National and S-Class) Challenges will each consist of 10 rounds.
The calendar is set out below;

Date	Circuit	Club	C of C
26/27 April	Snetterton	BARC	Steve Burns
10/11 May *	Pembrey	BARC	Steve Burns
26 May	Oulton Park	BARC	TBC
14/15 June	Croft	BARC	Steve Burns
19/20 July	Castle Combe	BARC	Steve Burns
2/3 August	Donington Park	BARC	Steve Burns
24/25 August	Brands Hatch	BARC	David Scott
7 September	Thruxton	BARC	Steve Burns
27/28 September	Rockingham	BARC	Steve Burns

* Denotes a 'Double Header' race meeting

- 1.5.2 Each meeting is organised by the Club shown above.

SR.1.6 POINTS SCORING.

- 1.6.1 The Dunlop Mini Se7en (National and S-Class) and Mini Miglia (National and S-Class) Challenges will consist of 10 races for each formula, and are Drivers' Championships.
- 1.6.2 Deleted

- 1.6.3 Points for the Dunlop Mini Se7en and Mini Miglia Challenges are scored by eligible Drivers for each race on the following scale:

1st	–	20 points	11th	–	10 points
2nd	–	19 points	12th	–	9 points
3rd	–	18 points	13th	–	8 points
4th	–	17 points	14th	–	7 points
5th	–	16 points	15th	–	6 points
6th	–	15 points	16th	–	5 points
7th	–	14 points	17th	–	4 points
8th	–	13 points	18th	–	3 points
9th	–	12 points	All other finisher's – 2 points		
10th	–	11 points	All non-finisher's – 1 point		

If a dead heat is declared, all Drivers concerned will score full points for that place. At a meeting where there are heats and a final for the formula, points will be awarded for the final down to 18th position only. Starting and finishing points for all other Competitors will be given on heat results. Should a Consolation or Qualifying race be run for any Challenge round, Competitors will score 2 points for finishing or 1 point for starting. These points will not be in addition to any earned in the main Challenge race.

In addition to scoring points in the main Challenges, eligible drivers competing under the S-Class regulations will score points for the respective S-Class Challenges on the following scale:

1st	-	10 points
2nd	-	8 points
3rd	-	6 points
4th	-	5 points
5th	-	4 points
6th	-	3 points
7th	-	2 points
8th	-	1 points

- 1.6.4 In all of the Dunlop Mini Challenges a Driver will count his/her Challenge results from the number of races run, less two, for the overall Challenge positions (see 4.2.2).
- 1.6.5 In the event of a tie between two or more Competitors, the tie will be resolved in the following order:
(a) By considering in the best scoring events of the competitors concerned, the number of first places.
(b) By considering the number of second places, and so on in the best scoring events.
(c) By considering the placings in all championship events.
(d) By taking into account the value of any discarded points.
(e) By taking into account the number of competitors (i.e. race finishers) beaten during the season by each Competitor.
Where 'best' scoring events means the rounds counted towards the overall challenge position as defined in 1.6.4
- 1.6.6 All Challenge races will score maximum points regardless of distance.
- 1.6.7 A change of eligible car during the series will not affect a Driver's points total.
- 1.6.8 In order to score points, collect trophies and awards all cars and Drivers competing in the Challenge will be required to display and wear the Challenge Sponsors' decals and badges in the nominated position. See TR. 5.17.
- 1.6.9 Note the requirements of SR.4. concerning penalties.
- 1.6.10 The Driver(s) with the highest number of points scored in accordance with these Regulations for each Challenge at the end of the season will be declared the winner(s).
- 1.6.11 There will be a Novice award for both Mini Se7en and Mini Miglia classes.
i) The awards are open to drivers who:
a) Prior to the start of the current season, have not started in more than four Mini Se7en or Mini Miglia races and
b) At the start of the current season are required to display a novice cross, as defined by G42 in the MSA Competitors yearbook.
ii) The Awards will be made to the Drivers scoring the most points in the manner detailed below in both the Mini Se7en and the Mini Miglia category. Both National and S-Class competitors are eligible for the one Novice award in their respective category. All rounds will count towards the Novice awards.
iii) Points can be gained in any Championship or any Championship qualifying race in any of the Challenges, on the following basis:-
a) 2 points to the lowest Novice finisher in a race as specified above.
b) 1 additional point to each Novice finishing higher than the lowest placed Novice finisher on a one point incremental basis.
c) If a qualification race takes place, the scoring system will be in place for both races. If a Novice is drawn for the main race, without the need to qualify, they will be deemed to have finished in a higher position than those who actually completed in the qualification race.
d) 1 point to each non-finisher Novice.
iv) Any Competitor wishing to compete for the Novice Awards must make this clear on their Membership application form. A competitor can only enter for the award once.

SR. 1.7 AWARDS.

- 1.7.1 All end of season awards are to be provided by The Mini Seven Racing Club and their associated sponsors.
- 1.7.2 Any Prize Money will be paid to the Entrant of each car, unless otherwise agreed at the start of the season with the consenting signatures of both Entrant and Driver.
- 1.7.3 All trophies will be presented to the Driver.

- 1.7.4 Mini Se7en:
The Dunlop Mini Se7en Challenge
1st Overall: The Bob Fox Trophy and Dunlop Trophy (to be held for 11 months) plus replica.
2nd-10th Overall: Trophies,

The Dunlop Mini Se7en S-Class Challenge
1st-3rd Overall: Trophies

(see 1.7.10 below)
- 1.7.5 Mini Miglia:
The Dunlop Mini Miglia Challenge
1st Overall: The Peter Collins Trophy and Dunlop Trophy (to be held for 11 months) plus replica.
2nd-10th Overall: Trophies

The Dunlop Mini Miglia S-Class Challenge
1st-3rd Overall: Trophies

(see 1.7.10 below)
- 1.7.6 The Dunlop Winter Mini Challenge:
In each formula – 1st to 10th overall : Trophies
- 1.7.7 The winners of the Novice Awards will each receive a Trophy
- 1.7.8 Other Annual Trophies for The Dunlop Mini Se7en and Mini Miglia Challenge (to be held for 11 months);
- | | |
|---------------------------------------|--|
| The Steve Bell Memorial Trophy: | for the Mini Se7en or Mini Miglia driver leading the National Challenge with the greater number of points after six rounds |
| The Norman Finn Trophy: | for the most pole positions in National Mini Se7en. |
| The Mike Fry Trophy: | for the most pole positions in National Mini Miglia. |
| The Chris Inch Trophy: | for the most fastest laps in the Challenges. |
| The ST Trophy: | for the most reliable car in the Challenges. |
| The Dunlop Cup: | for the most improved Driver in each formula. |
| The Chris Tyrrell Trophy: | for the highest point scorer in any Challenge. |
| The Phil West Trophy: | for the best turned out Mini Se7en. |
| The Peter Tisdale Trophy: | for the best turned out Mini Miglia. |
| The Fred Jackson Trophy: | for the club member of the year. |
| The Maurice Leggate Trophy: | for the best individual drive of the year. |
| The Bryan Slark Valve: | for the unluckiest Driver of the year. |
| The Sevenoaks Cup: | for the highest points scorer in all races at Brands Hatch. |
| The Bill Sollis Trophy: | for the National Mini Se7en or Mini Miglia runner up scoring the most 2nd places. |
| The Frank Gillibrand Memorial Trophy: | for the driver best demonstrating the original spirit of the Mini Seven Racing Club. |
| The Nick Cooke Trophy: | for the Support Team of the car scoring the highest points after drop scores in the National Challenges. |
- 1.7.9 It is a condition of the Challenges that each Competitor must attend the end of season Awards Ceremony in order to formally claim their trophies. Non-attendance may mean forfeiture of the Trophies and/or Prize Money.
- 1.7.10 Other Awards may be announced in Mini Challenge Bulletins.
- 1.7.11 In the event of any Provisional Results or Challenge Tables being revised after any provisional presentations and such revisions affecting the distribution of any awards, the Competitors concerned must return such awards to The Mini Seven Racing Club in good condition within 7 days.
- 1.7.12 In accordance with current government legislation The Mini Seven Racing Club are legally obliged to withhold Entertainment Tax at the basic rate on all payments to non-UK resident sportsmen/women; that is, those persons who do not have a normal permanent residence in the UK. The UK does not include the Isle of Man, Channel Islands or Eire. This means that the Organisers are required to deduct tax at the relevant rate – currently 23% – from any such payments they may make to non-UK residents. Under certain circumstances, it may be possible for competitors to enter into an agreement with the Inland Revenue to limit the tax withheld. Any application for such an arrangement must be made in writing and not later than 30 days before the payment is due.
For further information contact:- The Inland Revenue, Foreign Entertainers Unit, 2nd Floor, Princes Gate, Homer Road, Solihull, West Midlands. Tel: 0121 606 2861, Fax: 0121 606 2865.

SR.2 JUDICIAL PROCEDURES

SR.2.1 SPORTING DISPUTES.

2.1.1 Disputes on the Sporting Regulations and their application by the Challenge Co-ordinator which arise during the season will be settled by the Challenge Stewards in accordance with MSA Regulations, these Regulations and any Official Bulletins that have been issued. The case for any dispute must initially be submitted to the Challenge Co-ordinator in writing together with the appropriate MSA prescribed protest or appeal fee. The Championship Stewards' judgement will be subject only to the Right of Appeal to the MSA. An appeal against any decision of the Championship Co-ordinator must be submitted in writing to the Championship Stewards within 7 days of the date of dispatch of such decision, accompanied by the MSA prescribed appeal fee.

2.1.2 Any regulation clarifications necessary during the year will be published in an Official Bulletin (see SR 1.1.5).

2.1.3 Note the requirements of SR.4.

SR.2.2 TECHNICAL DISPUTES.

2.2.1 The Organisers / Promoters and the Challenge MSA Technical Commissioner and Eligibility Scrutineer reserve the right to check any suspect part directly with a standard part as supplied by Competition Parts or MG Rover Cars, or any of its nominated dealers or suppliers. The Organisers/Promoters and The Challenge Technical Commissioner and Eligibility Scrutineer also reserve the right to impound individual parts or the whole race car without prior notification. Parts or cars removed for checking elsewhere will be marked by official MSA approved seals and a certificate of sealing will be handed to the competitor or his/her agent. [C(b)5]. The certificate will detail the seals applied and the precautions to be taken to keep them intact. Should the Competitor or his/her agent not be present while the car is dismantled for checking, no dispute over the car or its components will be entertained. If any irregularity is found, or any other technical regulation is found to have been contravened, all costs associated with the necessary checking and testing will be borne by the Competitor. The competitor's membership will be suspended until all costs have been fully recovered by the club.

2.2.2 Note the requirements of SR.4.

SR.3 RACE MEETINGS & RACE PROCEDURES

SR.3.1 ENTRIES.

3.1.1 The M7RC will mail Supplementary Regulations / Entry Forms to all registered Competitors in sufficient time for entries to be made prior to the published selection of entry dates for each Challenge round by each Organising Club.

3.1.2 Registered Competitors are responsible for sending in correct and complete entries with the correct entry fees to the Organising Clubs prior to the entry closing dates which will be as detailed on specific entry forms.

3.1.3 All correct and complete entries are to be acknowledged within 5 days of receipt by the Organising Club of the meeting.

3.1.4 Incorrect or incomplete entries (including Driver to be Nominated Entries) will be held in abeyance until they are complete and correct and the date of receipt for acceptance of entry purposes shall be the date on which the Secretary of the Meeting receives the missing or corrected information or fee.

3.1.5 All Organising Clubs will be requested to apply the following guidelines when considering entries.

i) For all entries received by the closing date, competitors will be guaranteed an entry based on their position in the respective Challenge and the number of grid slots available. For the first race of the season, the final positions in the previous season's challenges will be used to determine priority. The following competitors will have their entry guaranteed.

a) Races with separate Mini Se7en and Mini Miglia grids, or combined grids with at least 50 grid slots:

Competitors in the top twenty of the Mini Seven or Mini Miglia Challenges and competitors in the top five of the Mini Se7en S-Class and Mini Miglia S-Class Challenges

b) Races with a combined grid and less than 50 grid slots:

Competitors in the top 'X' of the Mini Seven or Mini Miglia Challenges and competitors in the top 'Y' of the Mini Se7en S-Class and Mini Miglia S-Class Challenges, where 'X' and 'Y' are determined by the following calculation;

$$X_{(\text{for each formula})} = (\text{N}^{\circ} \text{ of grid slots} \times 0.8) \times 0.5$$

$$Y_{(\text{for each formula})} = (\text{N}^{\circ} \text{ of grid slots} \times 0.2) \times 0.5$$

If X and Y aren't whole numbers, then X should be rounded down and Y rounded up. In the event of an odd number of grid slots the N^o of grid slots should be reduce by 1 for the calculation.

ii) Other entries from Registered Competitors to be accepted in order of receipt.

iii) Should more entries be accepted than are permitted to start the race the grids should be formed of the fastest cars in official practice.

iv) If both classes are to be run concurrently an equal number of cars from each class should be permitted to start.

v) Where entries are divided into more than one heat and/or practice session entries should be seeded into the appropriate groups by a competent official of The Mini Seven Racing Club.

- 3.1.6 Any withdrawal of Entry or Driver/Car changes made after acceptance of any entry must be notified to the Secretary of the Meeting in writing. If Driver/Vehicle changes are made after publication of Entry Lists with Final Instructions the Competitor concerned will be accepted in accordance with these regulations and A60(l) of the MSA Regulations.
- 3.1.7 The entry fee for each round, will be as detailed in the specific Supplementary Regulations issued with each entry form by the meeting organisers. For Entries made by a Competitor holding an International or National Entrant's Licence, the listing in the official programme must match the title on the Entrant's Licence.
- 3.1.8 Refunds of entry fee will be as directed by the policies of the Organising Clubs as published in their Supplementary Regulations.
- 3.1.9 Each UK Race Meeting Organiser may accept up to 20% more entries than specified on the Track Licence for the Circuit and all accepted Competitors may practice.
- 3.1.10 In the event that more Competitors practice than may start the race, the grid will be composed of the fastest Competitors in the official practice session, up to the permitted number of starters specified on the track licence. The remaining cars will be nominated as reserves, in order of qualifying times, and may replace withdrawn or retired entries in reserve number order.

If Reserves are given Grid Places after publication of the grid sheet and prior to cars being collected in the Official "Assembly Areas" they will be placed at the rear of the Grid and be started without any time delay, having been placed at the rear of the Grid in time order if more than one Reserve is to be allowed onto the grid at this time. No Reserves will be admitted to the race after this time.

- 3.1.11 Reserves who practice in the correct session and set a time will take precedence, in reserve number order, over any accepted entry whose practice times are disallowed, or who does not set a time during the official practice for the championship race.

SR.3.2 BRIEFINGS.

- 3.2.1 The Organising Clubs will notify Competitors of the times and location for all briefings in the Final Instructions for the meetings. Competitors must attend all briefings or be subject to a penalty.

SR.3.3 QUALIFYING & PRACTICE.

- 3.3.1 The minimum period of practice to be provided is to be as specified in the MSA Regulations in respect of circuit lengths.
- 3.3.2 Should any qualifying practice session be red flagged all cars will return to the Pit Lane. The Clerk of the Course shall not be obliged to resume the session or re-run the session to achieve the championship criteria. The decision of the Clerk of the Course shall be final.

SR.3.4 QUALIFICATION TO RACE.

- 3.4.1 Each Driver must complete a minimum of 3 laps practice in the car to be raced and in the correct session in order to qualify for selection and order of precedence as set out in the MSA Regulations and the Clerk of the Course and/or Stewards of the Meeting shall have the right to exclude any Driver whose practice times or driving are considered to be unsatisfactory. Note MSA Regulation G15. Cars practising entirely out of session will be placed at the back of the grid (subject to SR 3.1.11).
- 3.4.2 In the event of a double race meeting, qualification for the second race will be based upon the second fastest qualifying time recorded during the official qualifying session.
- 3.4.3 With respect to Double Race meetings, should any competitor commit an offence during qualifying which may result in a loss of Qualifying times the Clerk of the Course, at his/her sole discretion, may disallow the participation in and/or times for either Race 1, Race 2 or both.

SR.3.5 RACE DISTANCE.

- 3.5.1 Races will normally be held over a scheduled distance of 10 laps from a standing start in accordance with SR.3.6. and SR.3.7.
- 3.5.2 Race Organisers, with the consent of the Stewards of the Meeting, may shorten races should adverse weather or force majeure intervene.
- 3.5.3 Wet races will not be declared.

SR.3.6 RACE STARTS.

- 3.6.1 Grids will be of 2 x 2 formation, unless the Track Licence for a particular circuit specifies a 1 x 1 formation.
- 3.6.2 All race start countdowns will have a minimum elapsed period of 3 minutes from the time all cars are released to form up on the grid for a standing start.
- 3.6.3 The minimum countdown procedures/audible warnings sequence shall be:
1 minute to start of Green Flat Lap – Start engines/Clear Grid.
30 Seconds – Visible and audible warning for start of Green Flag Lap.
- 3.6.4 At certain meetings when the count-down and race start procedure commences at the one minute signal, team personnel may not be allowed on the grid, and the start procedure may not necessarily involve a green flag lap. Competitors are advised to check carefully Supplementary Regulations/Entry Forms and Final Instructions for individual race meetings for details of variations to the start procedures.
- 3.6.5 Any cars removed from the grid after the 1 minute stage or driven into the pits on the Green Flag Lap shall be held in the pit-lane and may start the race after the last car to take the start from the grid has passed the start line or pit lane exit, whichever is the later.
- 3.6.6 Any Drivers unable to start the Green Flag Lap or start are required to indicate their situation as per MSA Regulation G53 and any Drivers unable to maintain grid positions on the Green Flag Lap to the extent that ALL other cars (with the exception of those in the same predicament) are ahead of them, may complete the Green Flag Lap but must remain at the rear of the last row of the grid.
- 3.6.7 Excessive weaving to warm-up tyres, using more than 50% of the track width and falling back in order to accelerate and practice starts, is prohibited.
- 3.6.8 A five second board will be used to indicate that the grid is complete. The red lights will be switched on five seconds after the board is withdrawn.
- 3.6.9 In the event of any RED/GREEN starting lights failure the Starter will revert to use of the National Flag, after showing a 'Start Delayed' board and recommencing the countdown from the 1 minute board. The race distance may be reduced by one lap.

SR.3.7 RACE STOPS / NEUTRALISATION / SAFETY CAR

- 3.7.1 Should it become necessary to stop a race due to the circuit being blocked as the result of an accident and/or other conditions that make it impossible to continue the race at that time, a red light will be shown at the start line and red flags will be shown at all marshals posts. When this signal is given, all cars shall immediately stop racing, exercise extreme caution and be prepared to stop. They should return slowly to the start line in the knowledge that:
- timing will cease at the moment the red flag is displayed.
 - race and service vehicles may be on the track.
 - the circuit may be totally blocked because of an accident.
 - climatic conditions may have made the circuit un-driveable at racing speed.

The procedure to be followed varies according to the number of laps completed by the race leader before the signal to stop the race was given and is detailed in SR.3.7.2, SR.3.7.3 and SR.3.7.4. below.

- 3.7.2 Case A. Less than two laps completed by the race leader.

The cars shall return to their original positions on the Start Line and the following will apply:

- i) The original start shall be deemed null and void.
- ii) All Drivers qualified for the race shall be eligible for the restart in their original car, in the position originally occupied on the grid for the null and void race start.
- iii) After the signal to stop the race has been given, all cars able to do so will proceed directly but slowly to the start line. Entry to the Pits is forbidden.
- iv) No refuelling will be allowed.
- v) The minimum time between the stopping of the race and the restart will be five minutes.
- vi) The restarted race may be reduced in length accordingly.

- 3.7.3 Case B. Over two or more laps completed by the race leader but less than 50% of the scheduled race duration. The cars shall stop on the Start Line as directed by the marshals, and the following will apply:

- i) The race shall be deemed to be in two parts and the finishing order of the first part shall be based upon the order of crossing the finish line at one lap less than the number of laps completed by the race leader at the time of showing the red flag.
- ii) The classified result of the race will be the order of finishing at the end of the second part.
- iii) All cars must return to the Start line where a Parc Ferme will be manned by Pit Marshals, Start line Marshals and Scrutineers. Entry to the Pits is forbidden.
- iv) The grid for the second part will be a standard grid with the cars arranged in the order in which they finished the first part.

- v) Non runners at the time of stopping will be allowed to take the restart in reverse order of retirement.
- vi) Only cars which took part in the original start will qualify for the second part. No reserve will be eligible.
- vii) The only work permitted on the cars will be on the grounds of safety and only with the written permission of the Clerk of the Course and under the direction of an MSA Scrutineer or Technical Commissioner.
- viii) No refuelling will be allowed.
- ix) The minimum time between the stopping of the race and the restart will be 5 minutes.
- x) The restarted race, or rerun, may reduce in duration or be abandoned at the discretion of the Clerk of the Course.

3.7.4 Case C. 50% or more completed of the scheduled race distance or duration.

The cars shall proceed directly to the Park Ferme and the race shall be deemed to have finished. The finishing order shall be based upon the order of crossing the finish line at one lap less than the number of laps completed by the race leader at the time of showing the red flag, and only cars which are racing at the showing of the red flag will be classified.

3.7.5 OPERATION OF SAFETY CAR

- i) The Safety Car will be brought into operation to neutralise a race upon the sole decision of the Clerk of the Course.
- ii) It is anticipated that in most cases the Safety Car will join and exit the circuit from the pit lane, and that the Safety Car boards will be shown initially from the startline, if for safety reasons either of these procedures are to be varies a specific drivers and observers briefing will be given at the event, detailing the exact procedure to be used.
- iii) On the order from the Clerk of the Course, the Safety Car will join the circuit with its revolving lights on, regardless of where the race leader is.
- iv) When the order is given to deploy the Safety Car a stationary yellow flag and 'SC' board will be displayed at the start finish line, and subsequently at each flag post, as the Safety Car approaches their sector. A second yellow flag may be used at those points where additional hazards are present. At circuits where the Safety Car is deployed from a location other than the pit lane exit see (ii) above.
- v) Flashing yellow lights may also be used at the startline and at other points around the circuit.
- vi) Each time the Safety Car passes a flag point the yellow flag will be waved continuously while the Safety Car and all competing cars following it remain in the section between this point and the next flag point.
- vii) All competing cars, when notified of the Safety Car intervention (by the flag signals, SC boards, or by any other means) will reduce speed and line up behind the Safety Car, no more than 5 car lengths apart, maintaining the same speed as it. Overtaking or overlapping of any other competing car during a Safety Car intervention is forbidden. Overtaking of a Safety Car is forbidden unless the particular competitor concerned is signalled to overtake the Safety Car by the observer in the Safety Car.
- viii) When ordered to do so by the Clerk of the Course, the observer in the Safety Car will wave past any cars between the Safety Car and the race leader. These cars will continue at reduced speed and without overtaking until they reach the line of cars behind the Safety Car.
- ix) While the Safety Car is in operation competing cars may stop at their Pit, but may not rejoin the track while the Safety Car and the line of cars following it are passing the Pit Exit. A car rejoining the track will proceed at reduced speed and without overtaking until it reaches the end of the line of cars behind the Safety Car.
- x) The Safety Car will remain in operation until at least all competing cars on the circuit are lined up behind it.
- xi) When the Clerk of the Course calls in the Safety Car it will extinguish the yellow flashing lights prior to existing the circuit. (It is recommended that a minimum of 25% of a lap for circuits over 2 miles, and 50% of a lap for circuits under 2 miles should be completed with the lights extinguished).
- xii) Following the withdrawal of the Safety Car and prior to passing the green flag, the race leader will maintain the pace.
- xiii) When the Safety Car pulls off the circuit a green flag will be waved at the start line and/or the green flag light shown. Overtaking remains strictly forbidden until the car passes the green flag at the start line. All flag posts will withdraw their yellow flag and 'SC' board, in race direction rotation and replace them with a stationary green flag for one lap.
- xiv) Each lap covered while the Safety Car is in service will be counted as a race lap unless otherwise stipulated in the championship regulations.

SR.3.8 RE-SCRUTINEERING

- 3.8.1 Any vehicle involved in an accident, or having been modified in any way, subsequent to pre-event scrutineering, must be re-presented to the MSA Scrutineers for further examination.
- 3.8.2 At any time during an event, the Clerk of the Course, or the Scrutineers may order that a vehicle be re-examined even if this involves stopping a vehicle whilst practicing, qualifying or racing.

SR.3.9 PITS AND PIT LANE SAFETY.

- 3.9.1 Pits: Entrants must ensure that the MSA. Circuit Management and Organising Club Safety Regulations are complied with at all times.
- 3.9.2 Pit-lane: The outer lane or lanes are to be kept unobstructed to allow safe passage of cars at all times. The onus shall be on all Drivers to take all due care and drive at minimum speeds in pit-lanes and observe any mandatory pit lane speed limit enforced by the race organisers.
- 3.9.3 Refuelling: May only be carried out in accordance with the MSA G67-70. Regulations, Circuit Management Regulations and the SRs or Final Instructions issued for each Circuit/Meeting.
- 3.9.4 Tyre changing during qualifying sessions is not permitted other than in the following circumstances.

- i) If a tyre is punctured, the punctured tyre only may be changed.
- ii) Dry tyres maybe changed for wet tyres and vice versa.

SR.3.10 RACE FINISH PROCEDURES.

- 3.10.1 After taking the Chequered Flag Drivers are required to progressively and safely slow down, remain behind any Competitors ahead of them, return to the Pit Lane Entrance/Paddock Entrance or Parc Ferme as instructed, comply with any directions given by Marshals or officials and to keep their helmets on and harnesses done up while on the circuit or in the pit lane.

SR.3.11 TIMING MODULES.

- 3.11.1 All competitors must supply and fit an Electronic Self Identification Module approved by the organisers, where it will have an unobstructed view of the track timing sensors for the purpose of accurate timing. These modules must be in place and functioning correctly for all qualifying sessions and races. The setting and servicing of the module must only be carried out by properly authorised MSA licensed timekeepers. Competitors will be charged by the timing company for repair or replacement of the Modules due to accident damage, misuse or loss at any time during the season.
This unit must be supplied with a 12v, 30 milliamp electrical feed to ensure its constant operation
- 3.11.2 Competitors may not place electronic timing equipment within five metres of the official Start, Finish or any other official timing lines at any event or Championship test session/day. Any such team equipment placed within these zones will be removed.

SR.3.12 VERIFICATION OF RESULTS.

- 3.12.1 All qualifying practice time sheets Grids and Race Results are to be deemed PROVISIONAL until all vehicles are released by Scrutineers after Post Practice/Race Scrutineering and/or after completion of any Judicial or Technical procedures.

SR.3.13 IN-CAR VIDEO CAMERAS

- 3.13.1 For the primary purpose of providing evidence to enable race organisers and The Mini Seven Racing Club to manage driving standards within both Challenges, a representative of The Mini Seven Racing Club will be entitled to place in-car video cameras into some vehicles in each race.
- 3.13.2 By entering the Challenges, competitors must carry an in-car video camera (provided by The Mini Seven Racing Club) at the sole discretion of the championship organiser and must ensure they, or any member of their team, do not interfere with the equipment in any way.
- 3.13.3 Competitors are allowed to carry their own in-car video recording equipment, so long as the mount has been approved by the safety scrutineer and all additional commercial regulations imposed by the circuit and/or race organiser are adhered to. It is the competitor's responsibility to ensure they are complying with specific circuit and organiser's regulations concerning video recording of race footage.
- 3.13.4 Any competitor carrying their own in-car video recording equipment must register their camera with the organiser when signing on. Any footage recorded on the camera will remain the property of The Mini Seven Racing Club until any judicial procedures have been completed. .
- 3.13.5 All footage recorded by; cameras provided by The Mini Seven Racing Club, or the competitors own equipment, will be collected in Parc Ferme, at the sole discretion of the organiser, by a representative of The Mini Seven Racing Club. This representative will be the only person allowed to retrieve the footage from the video recording equipment and no competitor or any other person should retrieve or view the footage whilst in Parc Ferme. The evidence from the in-car footage will be considered as a 'Judge of Fact' in accordance with the relevant MSA regulations.

SR.4 PENALTIES

SR.4.1 INFRINGEMENTS

- 4.1.1 Technical infringements arising from post practice Scrutineering or Judicial Action: Minimum Penalty; The provisions of MSA Regulations: [C(d)36].
- 4.1.2 Arising from post race scrutineering or Judicial Action: Minimum Penalty; The provisions of MSA Regulations, [C(d)39] (a) and (b).
- 4.1.3 For infringements deemed to be of a more serious nature the Clerk of the Course and/or Stewards of the Meeting are to invoke the provisions of Regulation [C(d)39(c)].
- 4.1.4 Deliberate or repeated Technical Infringements will be referred to the Challenge Stewards for total exclusion from the Challenge of the Car or Entrant.

SR.4.2 NON-TECHNICAL INFRINGEMENTS

- 4.2.1 Infringements of non-technical MSA Regulations and the Sporting Regulations issued for the Challenge in accordance with the 2008 MSA Judicial Procedure Regulations, as amended by these Championship Regulations.
- 4.2.2 In order to maintain standards of conduct, the championship coordinator will monitor all officials / observers reports of adverse behaviour at race meetings. If any individual is included on two such reports during one racing season the championship coordinator will notify the organisers who will issue a written warning that his / her driving behaviour is to be specifically observed at future race meetings. Any adverse reports during this period of observation could result in official MSA action & will result in a championship stewards enquiry, with possible loss of championship points and refusal of further race entries.
- 4.2.3 Additional specific championship penalties
- i) Single Qualifying Session, Single Race:
At any meeting, event, official qualifying or race, where any competitor shall be found guilty of any of the following offences, they shall forfeit all points in the championship gained solely at that event to the point during the event & shall be ineligible to score any points for the remainder of that event.
- ii) Multiple Qualifying / Multiple Race:
In the case of double header races or multi-races, where any of the following offences are committed during any qualifying session(s) or the first race, then points gained for the qualifying session(s) & the first race will be forfeited. Where an offence occurs during any subsequent race then the points solely gained for that race shall be forfeit.
- iii) Should two separate offences be committed, then all points shall be forfeited for that whole event, irrespective of the timing of the offence committed at that event. Where a 'double header' event takes place at the same venue over a weekend & is conducted as two separate race days then this regulation shall only apply to each day individually.
- The offence is:
Driving in a manner incompatible with general safety [C(d)1(e)] where the Clerk of the Course imposes a penalty greater than a reprimand
- In the event that these penalties are imposed, the competitor is obliged to count the event(s) as one contributing to their overall Challenge position.

SR.4.3 CLARIFICATIONS / RULINGS

- 4.3.1 Competitors who claim to have received clarifications or rulings on the Challenge Regulations either from the Co-ordinator, the MSA Technical Commissioner or his deputy must, on application by the Challenge Co-ordinator, be able to produce on demand written confirmation of such rulings.

TR.5 TECHNICAL REGULATIONS

TR.5.1 INTRODUCTION.

- 5.1.1 The following Technical regulations are set out in accordance with the MSA specified format and it should be clearly understood that if the following texts do not clearly specify that you can do it you should work on the principle that you cannot.
- 5.1.2 Cars must comply with the Technical Regulations published by the Organisers for The Dunlop Mini Challenges throughout all official practice, qualifying or race events. See also SR.2.2 and SR.4.
- 5.1.3 Unless specified otherwise, the following regulations apply to all formulae

TR.5.2. GENERAL DESCRIPTION.

- 5.2.1 The Dunlop Mini Challenges are organised by the M7RC as low cost introductions to Motor Racing. Eligible cars are basically Rover Minis to standard specification except as permitted by these regulations and running in all formulae.
Mini Se7en Mini Se7en S-Class
Mini Miglia Mini Miglia S-Class

TR.5.3 SAFETY REQUIREMENTS.

- 5.3.1 MSA Appendix [C(c)] Safety Regulations apply as relevant with certain mandatory requirements in excess of MSA minimum standards.
- 5.3.2 Full Roll Cage. Minimum specification to MSA [C(c)2-43], Drawing 3 or 5 with mandatory lateral protection. Minimum material CDS 2. Tube 38 x 2.5mm or 40 x 2.0mm. Roll Cages certified after 01.01.96; 45.0 x 2.5mm or 50.0 x 2.0mm.
Free construction tube diameters are accepted for certification by the MSA if supported by an approved engineer's stress analysis.
Roll Cages may be welded to the body shell mountings conforming to [C(c)2-43]. The Roll Cage must incorporate a transverse rear bar either with correct bobbins inserted or, for wrap around rear harness fixing at the correct angle (see [C(c)44-51].
A transverse reinforcement between the front hoop upright, at floor level and bolted through the front sub frame rear mounts is recommended.
Forward diagonal braces across the cockpit (centre main hoop to base of the near side front hoop) i.e. 'Petty' Bars, are prohibited.
Any additional drilling of the Roll Cage or its reinforcements is prohibited.
- 5.3.3 Fire resistant Roll Cage Padding must be installed on all parts of the cage which could come in contact with the Driver's body, arms, legs or head.
- 5.3.4 Fire Extinguishers: Minimum system 2.25 litre AFFF plumbed to cockpit/engine compartments. Bottles must be securely mounted, 'jubilee clips' or webbing straps recommended.
The exterior handle/button should preferably be located at the base of the windscreen in front of the Driver and must be adjacent to the isolator pull/switch. Both must be clearly identified by the correct 'E' and 'flash' decals. It is prohibited to recess these into bodywork or wings.
Recommended that cockpit nozzles are fitted to the top corners of the main roll hoop aimed diagonally at the foot of the front roll hoop. Under no circumstances must nozzles be directed at the Driver's face.
- 5.3.5 Cut Out Switch should be located for easy access by Driver, must isolate all electrical circuits and STOP the engine. The exterior pull cable must be located at the base of the windscreen, to the left or the right, adjacent to the Extinguisher Pull and be clearly identified by the correct 'Blue Triangle' decal.
These must not be recessed into the wings.
- 5.3.6 Race seat. It is recommended that seats are to FIA 8855.99 specification or similar construction. It is mandatory that the seat incorporates the wrap round type should/head restraints.
The seat must be mounted as low as possible with correct type mounting plates, themselves fixed to a seat frame as recommended or approved. No part of the seat base may overlap the centreline of the car.
When seated the drivers helmet must have maximum clearance to any part of the roll cage.
Any seat subject to severe accident, particularly rearwards, should be returned to its manufacturer for examination or scrapped.
- 5.3.7 A 5 or 6 point FIA approved safety harness mandatory. The lap and crutch mounting points must be to the seat mounting frame with the shoulder harness fixed to a transverse tube between the two rear hoop supports. The strap angle to the drivers shoulders should be no greater than 20°.
- 5.3.8 It is recommended that the Drivers' window is fitted with a net if open at any time during practice or race.
- 5.3.9 Throughout any competition, practice or race, Drivers must wear an approved helmet together with approved overalls. The wearing of approved gloves, underwear, socks, boots and balaclavas is recommended. Any type of nylon for shirts and underwear or trainer type boots is prohibited.
- 5.3.10 Towing Eyes are mandatory and must be painted red/yellow contrasting with adjacent bodywork and correctly identified.

5.3.11 A rear light meeting [C(c)69-71] must be fitted on the centre of the car. This must be between the bottom of the rear window and no lower than the horizontal plane at the lower edge of the rear lights. Under no circumstances can light be reflected into the car.

TR.5.4 GENERAL TECHNICAL REQUIREMENTS AND EXCEPTIONS.

5.4.1 Eligible Cars are all Mini Saloons to standard production specification, excluding Clubman and other derivatives manufactured by Rover Group under current and previous titles. No other cars are eligible. No modifications are permitted except as specified hereafter.

5.4.2 Notwithstanding these Technical Regulations it is the Competitors responsibility to ensure their car complies with MSA Technical Regulations [C(b)] and (G). as appropriate and the Supplementary Regulations throughout the event.

TR.5.5 CHASSIS.

5.5.1 The Rover Mini has monocoque construction with separate sub-frames. Any references to body shell in these regulations do not include sub frames.

TR.5.6 BODYWORK.

5.6.1 Modifications permitted.

5.6.1.1 A standard steel production body shell unaltered in major internal or external dimensions or appearance is mandatory. Front and rear bulkheads and sills must remain unaltered but may be reinforced. The rear parcel shelf and the dash panel/shelf (which may incorporate an air box) may be replaced. Any replacement must be properly sealed and secured to form an adequate fire wall. Where replacement materials are used these must have reinforced attachments at maximum 50 mm spacing.

5.6.1.2 Steel body panels must be retained and remain standard shape.

5.6.1.3 Bonnet, front wings, front panel and boot lid may be replaced by pattern components retaining original shape with only material change - GRP, Carbon/Kevlar or Aluminium. It is essential that the front sub frame is effectively triangulated to the front main cross member when removing the standard steel wings or inner flich panels.

5.6.1.4 Windscreens, if glass, must be laminated. Polycarbonate or similar alternative are permitted for windscreens, door, side or rear windows. Minimum thickness - 4mm. Holes in windows are prohibited except for a single aperture in the Drivers window - maximum diameter - 20cm for ventilation.

5.6.1.5 The standard pattern and material grille, surrounds and bumpers must be retained. The grille must not be spaced from the surrounding bodywork.

5.6.1.6 It is permitted to close floor holes, drain holes, etc.

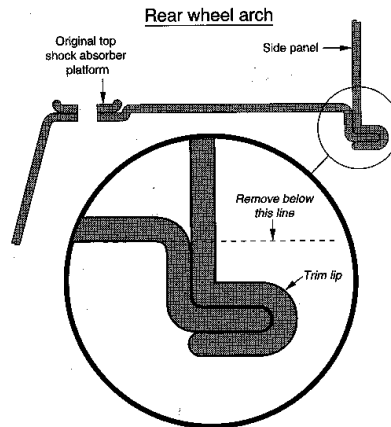
5.6.1.7 The rear valance may be removed.

5.6.1.8 It is permitted to reinforce and weld seat rail supports to floor, tunnel and sills. See TR.5.3.6.

5.6.1.9 All carpeting, sound deadening material, under dash rubber padding and interior trim must be removed.

5.6.1.10 Door pockets (MK1: MK2) may be removed, later door panels may be reduced. Modified (lightened) doors must have a reinforcing panel and either solid foam filled or filled with a carbon/aluminium honeycomb inserts.

- 5.6.1.11 External front wheel arches and production rear wheel arches may be modified for tyre clearance only. All edges must be rolled and sealed. See sketch:-



- The original rear shock absorber platform must always remain in its original position. See also TR 5.6.1.17.
- 5.6.1.12 The boot floor may be removed or replaced but must not become an aerodynamic aid. See also TR 5.15.2.3.
- 5.6.1.13 Instruments must not present sharp edges or intrusion to safety at any time.
- 5.6.1.14 The addition of plates to the accelerator, clutch or brake pedals is permitted.
- 5.6.1.15 Nuts, bolts, studs, washers and locking devices may be freely exchanged.
- 5.6.1.16 The bonnet release mechanism must be removed and the bonnet secured by quick release pins, Dzus, or another acceptable method.
- 5.6.1.17 Wheel spats (arches) in ABS plastic, GRP or Aluminium must be fitted securely to wing/body panels. Alloy edges must be rolled. The spat must cover the complete tyre (including side wall), viewed from above with the wheels in the straight ahead position.
- 5.6.1.18 The production Rover steel sub frames, or identical pattern replacements, must always respect standard integrity and dimensions. They may be lightened and reinforced with additional material. Mounting points to the body shell may be reinforced but must remain in the production positions. Additional mountings are permitted. The front sub frame turrets and bump stop platforms must remain unaltered, except the turrets which may be modified for the sole purpose of shock absorber clearance. The rear sub frame rear rail may be lightened, inverted or replaced by a tube but not removed. Bump stop platforms may be modified.
- 5.6.2 Prohibited Modifications.
- 5.6.2.1 Reworking or modification to the body shell except where specified is prohibited.
- 5.6.2.2 External holes in the bodywork other than those of original manufacture are prohibited.
- 5.6.2.3 Reworking, replacement or modification to the inner bodywork including the inner rear wheel arches, except where specified, is prohibited. See TR.5.6.1.11.
- 5.6.2.4 It is not permitted to remove the primary floor cross members. They may be modified for seat mountings.
- 5.6.2.5 It is not permitted to remove doorsills, either inner or outer.
- 5.6.2.6 Reworking or modification to the exterior bodywork except where specified is prohibited.
- 5.6.2.7 Radiators for oil or coolant must remain within the engine compartment. Oil radiators may be below the engine compartment, licked by the air stream.
- 5.6.2.8 The extinguisher and electrics isolator pull must not be recessed into body or wings.
- 5.6.2.9 It is prohibited to enclose the front or rear sub frames i.e. streamlining.
- 5.6.2.10 Front air dams or any form of aerodynamic aids are prohibited.
- 5.6.2.11 It is prohibited to remove or modify the front valance in any way.

- 5.6.2.12 It is forbidden to reinforce or introduce additional metal to front or rear bumpers.
- 5.6.2.13 The silhouette including body flanges and gutters must remain as standard. Body flanges (front or rear) cannot be replaced or angled rearwards. Minimum 9.5mm exposed flange must remain. Finisher trims may be removed.

TR.5.7 ENGINE.

5.7.1 Permitted Modifications, Mini Se7en, Mini Se7en S-Class, Mini Miglia and Mini Miglia S-Class:

5.7.1.1 Cylinder head gasket is free. Warning: The volume is included within the minimum unswept volume and varies according to type used.
The special version of gasket GUG 2507HG with reinforcing rings to the cylinder area requires machining to the block face and is unsuitable.

5.7.1.2 Fuel Delivery systems are free. Unless continuous metal lines are fitted, braided Fuel lines with screw connections are mandatory within the cockpit.

5.7.1.3 Oil and Coolant Radiators are free. (see TR.5.6.2.7.). Oil Accumulator systems are prohibited.

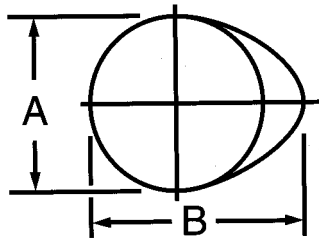
5.7.1.4 Coolant additives are permitted

5.7.1.5 MINI SE7EN S-CLASS ONLY

- i) Production Rover 'A' series five port head casting unmodified. May have the block face surface finish only.
- ii) Standard production 1275cc cylinder block mandatory. May be rebored and/or have the head face surface finish only. The gearbox mounting holes may be machined to take 5/16 or 8mm bolts.
Bore 70.62mm Stroke 81.3mm (2.78" x 3.20").
- iii) Maximum bore oversize 71.12 (0.5mm) /2.80".
- iv) Standard centre main bearing cap must be retained but may be machined to accept a steel strap, fixings free.
- v) Standard EN16 crank shaft, maybe heat treated, reground and balanced.
- vi) Standard con rods. 3 May be balanced to suit one with un machined small end/big end only.
- vii) Camshaft. Only the unmodified M7 6648 camshaft (obtainable via Mike Garton) is permitted.
Cam Lift: Inlet 0.250"/6.35mm, Exhaust 0.252"/ 6.40mm

Timing:

Inlet opens -	16° B.T.D.C.	Inlet closes -	56° A.B.D.C.
Exhaust opens -	59° B.B.D.C.	Exhaust closes -	29° A.T.D.C.



A: Inlet 27.66mm. Exhaust 27.93mm. B: 34.35mm.

Set valve clearance to 0.021", clearance to check timing.

Set valve clearance to 0.015" / 0.4mm to check lift.

viii) Standard A+ steel push rods.

ix) Rocker assemblies are free but must conform to the maximum valve lift 0.330"/8.38mm.

x) Magnesium cast or forged pistons are prohibited otherwise pistons are free.

xi) Minimum unswept volume = 33cc

xii) for example;

Cylinder Head Combustion Chamber	20.7cc
Cylinder Head Gasket	3.8cc
Minimum piston dish and cylinder volume (at TDC)	8.5cc
Total (minimum unswept volume) =	33.0cc

i.e. if cylinder piston volume is less, the combustion chamber must increase.

xiii) Mechanical water pump only.

xiv) Single choke carburettor, max choke size 36mm. A multi choke carburettor maybe used with one choke isolated.

xv) An enclosed air cleaner attached directly to the carburettor is permitted.

Any other ducting is prohibited.

xvi) The ignition distributor must be mounted in its original position. Ignition advance/retard must only be controlled by 'bob weights', spring, and/or vacuum means within the distributor. The low tension switching of the ignition system shall only be with a contact breaker or contact less system (i.e. Hall effect or light sensitive system) housed within the distributor body.

xvii) Mandatory Manifold LCB exhaust manifold. Part number LM 004 SII

xviii) Steel flywheel only. Minimum weight 8lb / 3.63kg

xix) Steel pressure plate only. Minimum weight 3lb / 1.362kg

5.7.1.6

MINI MIGLIA S-CLASS ONLY.

- i) Production Rover 'A' series five port head castings must be fitted which may be modified by polishing and machining to combustion chambers, ports and machine faces. Dry decking is prohibited.
- ii) Standard production 1275cc cylinder block mandatory. May be rebored and/or have the head face surface finish only. The gearbox mounting holes may be machined to take 5/16 or 8mm bolts.

Bore 70.62mm Stroke 81.3mm (2.78" x 3.20")

- iii) Maximum bore oversize 71.12 (0.5mm) /2.80")

- iv) Standard centre main bearing cap must be retained but may be machined to accept a steel strap, fixings free.

- v) Standard EN16 crank shaft, maybe heat treated, reground and balanced.

- vi) Standard con rods. 3 May be balanced to suit one with UN machined small end/big end only.

- vii) Camshaft. Only the unmodified MM930 camshaft (obtainable via Mike Garton) is permitted.

Cam lift: 0.315"/8.00mm

Timing:

Inlet opens - 50° B.T.D.C. Inlet closes - 70° A.B.D.C.

Exhaust opens - 75° B.B.D.C. Exhaust closes - 45° A.T.D.C.

- viii) Standard A+ steel push rods.

- ix) Rocker assemblies are free but must conform to the maximum valve lift 0.425"/10.8mm.

- x) Magnesium cast or forged pistons are prohibited otherwise pistons are free.

- xi) Minimum unswept volume : 35.5cc

- xii) For example;

Cylinder Head Combustion Chamber 19.5cc

Cylinder Head Gasket 3.8cc

Minimum piston dish and cylinder volume (at TDC) 12.2 cc

Total (minimum unswept volume) = 35.5cc

i.e. if cylinder piston volume is less, the combustion chamber must increase.

- xiii) Mechanical water pump only.

- xiv) Only unmodified 45 DCOE Webber (or replacement) maximum choke size 36mm, mounted directly to inlet manifold. No spacers, 'O' rings only permitted

- xv) Manifold inlet manifold 3 3/4" part number – LI 51

- xvi) An enclosed air cleaner attached directly to the carburettor is permitted.

Any other ducting is prohibited

- xvii) Mandatory Manifold LCB exhaust manifold. Part number LM 004 SII

- xviii) Steel flywheel only. Minimum weight 8lb / 3.63kg

- xix) Steel pressure plate only. Minimum weight 3lb / 1.362kg

- xx) The maximum permitted engine revs will be 8000rpm. This will be restricted by means of a mandatory rev limiter system as specified by The Mini Seven Racing Club. The rev limiter must be installed and wired up strictly in accordance with the supplier's instruction and any wiring diagram issued. It is the responsibility of the competitor to ensure the rev limiter is fully operational whenever the engine is running. It is prohibited to modify, tamper with or immobilise the rev limiter in any way, including any wiring or connections supplied with the rev limiter. The supplier, part number, installation instructions and any other necessary information will be specified by way of a technical bulletin issued by The Mini Seven Racing Club prior to the start of the season.

5.7.1.7

MINI SEVEN ONLY.

- i) A production Rover Cars 'A' series 5 port head casting must be fitted which may be modified by polishing and machining to combustion chambers, ports and machined faces

- ii) Exhaust manifolds are free

- iii) Standard 'A' series 998cc cylinder block is mandatory

Bore 64.58mm x Stroke 76.2mm (2.543" x 3.00")

- iv) Maximum bore size permitted 65.08mm/2.563"

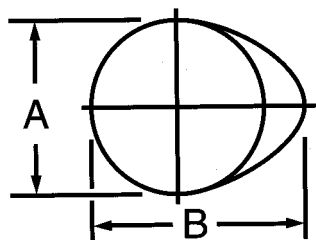
- v) Any production Rover Cars crankshaft with standard stroke 76.20mm (3.00") except Cooper "S" is permitted

- vi) Camshaft. Either the unmodified M7 6648 camshaft (obtainable via Mike Garton) or the unmodified Rover camshaft part number CAM6648 is permitted. Cam Lift: Inlet 0.250"/6.35mm, Exhaust 0.252"/ 6.40mm

Timing:

Inlet opens - 16° B.T.D.C. Inlet closes - 56° A.B.D.C.

Exhaust opens - 59° B.B.D.C. Exhaust closes - 29° A.T.D.C.



A: Inlet 27.66mm. Exhaust 27.93mm. B: 34.35mm.

Set valve clearance to 0.021", clearance to check timing.

Set valve clearance to 0.015" 0.4mm to check lift.

It is permitted to weld reinforce pressed steel type rockers on the top surface to minimise flexing.

- vii) Rocker assemblies are free but must conform to the maximum valve lift 0.330"/8.38mm.
- viii) Pistons must be either Rover Cars
- ix) ADU 4203 (Dished, floating pin).
- x) TAM 2052 (Flat top interference pin).
- xi) TAM 2054 (Dished, interference pin).
- xii) AE/Hepolite 20773 dished (fully floating g/pin).
- xiii) Omega 3780 dished, fully floating g/pin.
- xiv) Omega 3780F flat top, fully floating g/pin.

These are standard bore size part numbers.

A maximum oversize of 0.020"/0.50mm is permitted.

Strongly recommended to replace the old pattern fully floating rods/piston with the latest interference type. During engine rebuilds, pistons should always be discarded.

- xv) Piston crown may be machined to suit block height a maximum 0.025"/0.63mm.

Minimum distance from crown to top land 0.270"/6.86mm.

- xvi) Minimum unswept volume is 24.0cc.

For example

Cylinder Head Combustion Chamber.	12.2cc.
Cylinder Head Gasket.	3.8cc
Minimum piston dish and cylinder volume (at TDC)	8.0cc.
Total (minimum unswept volume) =	24.0cc.

i.e. if cylinder/piston volume is less, the combustion chamber must increase and vice versa.

- xvii) Any single choke carburettor is permitted. A multi choke carburettor is permitted provided only one choke is operational.

xviii) A single restrictor of maximum bore 1.5"/38.1mm fitted between the carburettor and manifold is mandatory. The restrictor must maintain the maximum bore over a minimum width of 3mm/0.12". The restrictor must be made of non-porous material. Total length is free.

- xix) The ignition distributor must be mounted in its original position. Ignition advance/retard must only be controlled by 'bob weights', spring, and/or vacuum means within the distributor. The low tension switching of the ignition system shall only be with a contact breaker or contact less system (i.e. Hall effect or light sensitive system) housed within the distributor body.

- xx) Further Modifications are free.

- xxi) Only Rover Cars ferrous 'A' series con rods with original centres (5.75"/146.06mm) are permitted (includes Cooper S). Titanium is prohibited.

5.7.1.8

MINI MIGLIA ONLY:

- i) A production Rovers cars 'A' series five port head castings must be fitted which may modified by polishing and machining to combustion chambers, ports and machine faces.

- ii) Exhaust manifolds are free.

- iii) Standard 'A' Series 1275cc cylinder block is mandatory.

Bore 70.62mm x Stroke 81.30mm (2.78" x 3.20").

- iv) Maximum Bore size permitted; 71.12mm/2.80".

- v) A Rover Cars crankshaft with standard stroke 81.30mm/3.20" is mandatory.

Identical EN40B replacements are permitted. Billet crankshafts are prohibited.

- vi) Mandatory Camshaft. Only the unmodified MM930 camshaft (obtainable via Mike Garton) is permitted.

Cam Lift: 0.315"/ 8.00mm

Timing:

Inlet opens - 50° B.T.D.C. Inlet closes - 70° A.B.D.C.

Exhaust opens - 75° B.B.D.C. Exhaust closes - 45° A.T.D.C.

- viii) Rocker Assemblies are free but must conform to the maximum valve lift 0.425"/10.8mm.

- ix) Magnesium cast or forged pistons are prohibited otherwise pistons are free.

- x) Minimum unswept volume is 32.0cc.

For example

Cylinder Head Combustion Chamber.	16.0cc.
Cylinder Head Gasket.	3.8cc
Minimum piston dish and cylinder volume (at TDC).	12.2cc
Total (minimum unswept volume) =	32.0cc

i.e. if cylinder piston volume is less the combustion chamber must increase.

- xi) The only permitted carburettors are:-

Single Weber 40DCOE, 45DCOE, Dellorto 45 DHLA, Solex 40ADDHE or twin SU.

Maximum choke diameter 45mm.

- xii) Ignition systems are free. However it is forbidden to add additional sensors (i.e. temperature, Airflow, etc.) or throttle potentiometers, this includes vacuum feeds.

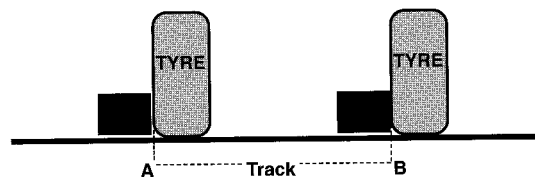
- xiii) Further modifications are free.

- xiv) Any ferrous con rod with original centres (5.75"/140mm) are permitted (includes Cooper S). Titanium is prohibited.

- 5.7.2 Prohibited Modifications:
- 5.7.2.1 i) Mini Se7en S-Class only;
Inlet Valve maximum diameter 33mm
Exhaust valve maximum diameter 29.4mm
ii) Mini Se7en, Mini Miglia and Mini Miglia S-Class only;
Inlet valve maximum diameter 35.7mm
- 5.7.2.2 Mini Se7en S-Class and Mini Miglia S-Class;
Valve stems minimum 7.14mm diameter.
- 5.7.2.3 Inclination of valves or ports of the cylinder head.
- 5.7.2.4 Camshafts must remain in their original position and be the sole means of operating the valves. No modifications are permitted.
- 5.7.2.5 Titanium inlet or exhaust valves and/or push rods are prohibited.
- 5.7.2.6 Dry Sump Lubrication by any method.
- 5.7.2.7 The engine must remain in the original position but the means of fixing are free.
- 5.7.2.8 Under no circumstances should standard cast iron clutch pressure plates be used.
- 5.7.2.9 Magnesium/magnesium alloy castings or forgings for gearbox castings, transfer casings and/or bell housings
- 5.7.2.10 Forced induction is prohibited

TR.5.8 SUSPENSION.

- 5.8.1 Permitted Modifications:
- 5.8.1.1 Suspension geometry may be altered, by using modified standard parts or ferrous proprietary components. Production series Top Arms must remain unaltered. Non-ferrous or Titanium suspension components are prohibited. Rear radius arms must not be lightened.
- 5.8.1.2 i) Mini Se7en S-Class and Mini Miglia S-Class only.
Rear Anti Roll Bar only, Part Number – MSC 01, is mandatory. Drop links only may be modified
ii) Mini se7en and Mini Miglia
Anti-roll bars are permitted.
- 5.8.1.3 The vehicle may be lowered by alteration of cone/doughnut only. The sub frame may not be 'cut and shut' . i.e. front towers must not be reduced in height See TR 5.6.1.18.
- 5.8.1.4 The Track may be changed.
Mini Se7en S-Class and Mini Se7en: Respecting TR. 5.11. and TR. 5.12.1.5.
Mini Miglia S-Class and Mini Miglia: Maximum track permitted- Front 1375mm, Rear 1300mm.
Measurements to be taken as follows;



Use two pieces of 4" x 2" and take measurement between A and B.

- 5.8.1.5 Mini Se7en S Class
Front Spax Csx part number - C9027 is mandatory
Rear Spax Csx part number – C9014 is mandatory
- 5.8.1.6 Mini Miglia S Class
Front Spax Traxspax part number – SA9000 is mandatory
Rear Spax Csx part number – C9014 is mandatory
- 5.8.1.7 Mini Se7en: Shock Absorbers must be of similar design and construction to those fitted to the production specification Mini but may have a facility for adjustment of bump and rebound damping by a single adjuster.
- 5.8.1.8 Mini Miglia: Free except Remote Reservoir Shock Absorbers are prohibited, only a single monobloc tube design is permitted.

- 5.8.2 Prohibited Modifications:
- 5.8.2.1 Mini Se7en S-Class and Mini Miglia S-Class only;
Any form of ball joint spacer and/or tie bar drop links are prohibited.
- 5.8.2.2 The system of operation for Shock Absorbers and position of the original supports must not be changed.
The original rear shock absorber mount top platform cannot be modified or moved.
- 5.8.2.3 Suspension Mounting points and location to sub frame must remain in their original positions. Additional mounting points between sub frame and body shell are permitted.
- 5.8.2.4 Auxiliary Springs are prohibited
- 5.8.2.5 Anti-roll bars, if fitted, must not be adjustable from inside the car
- 5.8.2.6 Alteration of the wheelbase is prohibited. (adjustment for caster is accepted)
- 5.8.2.7 Ride Height. Minimum 4cm at all times, racing trim with Driver aboard. MSA. [C(b)26(k)]

TR.5.9 TRANSMISSION

- 5.9.1 Permitted Modifications:
- 5.9.1.1 Standard 'A' Series 4-speed casing. Magnesium/magnesium alloy castings are prohibited.
- 5.9.1.2 Normally operating Reverse Gear mandatory: A reverse gear lock is permitted but the Driver must be able to select reverse when seated normally.
- 5.9.1.3
 - i) Mini Se7en S-Class;
Standard production 4 synchromesh helical gears are mandatory
Standard production 1:1 helical drop gears are mandatory
A 17 tooth pinion and a 62 tooth crown wheel (nominal 3.6:1 final drive) is mandatory
 - ii) Mini Se7en;
Gear ratios (maximum 4) and final drive ratios are free
 - iii) Mini Miglia S-Class and Mini Miglia;
Gear ratios (maximum 4) are free, except for top gear, where a 1:1 ratio is mandatory
1:1 ratio drop gears are mandatory
A 14 tooth pinion and a 55 tooth crown wheel (nominal 3.9:1 final drive) is mandatory
- 5.9.1.4
 - i) Mini Se7en S-Class and Mini Miglia S-Class only;
The gear change lever assembly may be relocated within the cockpit, however, the floor/bulkhead must always be a closed firewall. The standard lever ratio must be retained e.g. no quick shifts
 - ii) Mini Se7en and Mini Miglia only;
The gear change lever assembly may be relocated within the cockpit, however, the floor/bulkhead must always be a closed firewall.
- 5.9.2 Prohibited Modifications:
- 5.9.2.1 Locked, Torque Reducing or any form of Limited Slip Differential
- 5.9.2.2 Any form of traction control. A single speed sensor is permitted on both rear wheels only
- 5.9.2.3 Any form of sequential control is prohibited
- 5.9.2.4 Mini Se7en S-Class and Mini Miglia S-Class only;
Windage trays are prohibited (any device / deflector plate between the engine and gearbox)

TR.5.10 ELECTRICS

- 5.10.1 Permitted Modifications:
- 5.10.1.1 Front side lights are not required
- 5.10.1.2 Indicator lamps must be fitted but need not operate
- 5.10.1.3 Battery position and type are free. If located in the cockpit the battery must be securely bolted by straps to the floor within a fixed non-conductive box. Battery terminals must be covered / insulated
- 5.10.2 Prohibited Modifications:

- 5.10.2.1 Head, Rear and Brake lights must be operational at all times.
- 5.10.2.2 i) Mini Se7en S-Class and Mini Miglia S-Class only;
Standard production alternator and charging system must remain unaltered and operational
ii) Mini Se7en and Mini Miglia only;
An operating charging system is mandatory. This must be by means of an alternator / dynamo driven off the engine
- 5.10.2.3 Further modifications are unrestricted

TR.5.11 BRAKES

- 5.11.1 Permitted Modifications:
 - 5.11.1.1 i) Mini Se7en S-Class and Mini Miglia S-Class only;
The standard pedal assembly and a single master cylinder assembly must remain
ii) Mini Se7en and Mini Miglia only;
Pedal position. Where the original pedal assembly is replaced by a pedal box (floor mounted or otherwise), with the pedals in their free position, the minimum distance from the pedal (including any plate or block attached thereto) to the cross member is 300mm.
Brake/Clutch fluid remote reservoirs are prohibited from the cockpit.
 - 5.11.1.2 Disc Pad and Shoe Lining Material is free
 - 5.11.1.3 Minifin or Super Minifin or similar brake drum replacements are permitted
 - 5.11.1.4 i) Mini Se7en S-Class and Mini Miglia S-Class only;
Standard hand brake with cables to each rear drum must remain operational
ii) Mini Se7en and Mini Miglia only;
Hand Brake; unless fitted with twin circuit braking system an operational Hand Brake is mandatory
 - 5.11.1.5 Cockpit brake balance adjuster valves are permitted but must be in accordance with MSA G108-111.
 - 5.11.1.6 Mini Se7en S-Class and Mini Se7en only;
Brakes are limited to:
 - i) Production Twin/Single leading shoe drum brakes
 - ii) Cooper Discs and Calipers
 - iii) Cooper "S" Discs and Calipers
 - iv) Standard 7" Rear Drum systems only
 - 5.11.1.7 Mini Miglia S-Class and Mini Miglia;
Brakes are free except:
 - i) Carbon discs are prohibited
 - ii) Rear disc brakes are prohibited
 - iii) Maximum number of front caliper pistons - 4 per caliper

TR.5.12 WHEELS/STEERING

- 5.12.1 Permitted Modifications:
 - 5.12.1.1 Mini Se7en S-Class and Mini Miglia S-Class only;
Standard steering arms bolted directly to the hubs without any form of spacer are mandatory
 - 5.12.1.2 Steering Wheel unrestricted. Removable steering wheel permitted however the spline attachment to the column must be spigotted, not butt-welded
 - 5.12.1.3 The Steering Column may be fitted with a single, suitable, proprietary universal joint at the lower steering rack joint.
A fabricated column support is permitted (no plastic or nylon brackets) however it must be secure and be fully padded with no protruding edges or bolts
 - 5.12.1.4 Standard Steering Column must be retained. May be modified in accordance with TR.5.12.1.2 & TR5.12.1.3
 - 5.12.1.5 Wheel Nut torque must not exceed 38-43lb/ft
 - 5.12.1.6 Mini Se7en S-Class and Mini Se7en;
A single 1" Spacer is permitted on all wheels except where Cooper "S" Discs or Drums are fitted
- 5.12.2 Construction & Materials:
 - 5.12.2.1 Mini Se7en S-Class and Mini Se7en only;

Only wheels STR1082 (100+) and MA1050D (Minilite) with the correct wheel nuts are permitted.
Note: check that the wheel nut penetrates the wheel a minimum of 10mm, if necessary machine the hexagonal flange

5.12.2.2 Mini Miglia S-Class and Mini Miglia only: Steel or Alloy materials are permitted. Alloy Wheels must be secured by sleeve type nuts only.
Note: Refer to the wheel manufacturer for maintenance procedures, particularly for modular / split rims

5.12.3 Dimensions:

5.12.3.1 Mini Se7en S-Class and Mini Se7en only; 5J X 10"

5.12.3.2 Mini Miglia S-Class and Mini Miglia only; 10" Diameter with maximum 7" rims (see TR.5.6.1.17)

TR.5.13 TYRES

5.13.1 The following is mandatory:

5.13.1.1 Nominated Manufacturer: Dunlop

5.13.1.2 All treaded tyres must have a minimum of 1.6mm of tread remaining at the start of any qualifying practice or race

5.13.1.3 The use of tyre heating / heat retention devices, tyre treatment and compounds treatment is prohibited

5.13.1.4 Mini Se7en S-Class and Mini Se7en only;
Cars must use treaded tyres of 500L x 10 size. These may be CR70 or CR65 tread pattern
In CR70 tread pattern only 204 compound tyres must be used on the front wheels while either 204 or 484 compound tyres may be used on the rear wheels.
In CR65 tread pattern only 484 compound tyres must be used, on both front and rear wheels.
It is not permitted to run a mix of CR70 and CR65 tread pattern tyres on the car at any time

5.13.1.5 Mini Miglia S-Class and Mini Miglia only;
Cars may use slick (dry weather) or treaded (wet weather) factory cut tyres to a pattern approved by the Championship of size 160/490 x 10.
The compound is free. If used, the 599 compound (or any replacing it) can only be used at the rear

TR.5.14 WEIGHTS

5.14.1 Minimum Racing Weight means the weight of the car and Driver, including any remaining liquids at the end of qualifying and/or race

5.14.1.1 Mini Se7en S-Class; Minimum 680kg

5.14.1.2 Mini Miglia S-Class; Minimum 680kg

5.14.1.3 Mini Se7en; Minimum 650kg

5.14.1.4 Mini Miglia; Minimum 660kg

5.14.2 Permitted Ballast: Maximum 25kg.
Ballast must be a solid mass fixed with a minimum of 2 bolts to the passenger seat floor area.
The bolts must be drilled to permit the MSA Scrutineer to attach wire and seals if required

TR.5.15 FUEL TANK / FUEL

5.15.1 Type of Tank is free. It must have a secure filler cap. See MSA [C(c)108,109]

5.15.1.1 Capacity is free

5.15.2 Location;

5.15.2.1 Fuel Tank must be securely located in boot

5.15.2.2 Tank Mountings are free, and must be secure

5.15.2.3 Safety: The fuel tank must be protected from the exhaust and any boot floor must have drainage for fuel spillage

5.15.3 Fuel

5.15.3.1 Only commercial pump fuel to BSEN228 (unleaded) or BS7800 (Super Unleaded) fuel to be used without any separate additives.
LRG (LRP) fuel is not in compliance with the above standards and may not be blended or used.

Equally the specified additives for LRG (LRP) to reduce valve seat regression are not permitted

TR.5.16 SILENCING

5.16.1 Specification;

5.16.1.1 Exhaust System exiting at rear, within 6"/150mm of the bodywork is mandatory

5.16.1.2 i) Mini Seven S-Class and Mini Miglia S-Class only;

Complete Manifold system – LCB Manifold and link pipe are mandatory

The link pipe and silencer box pipes may be modified for chassis clearance only

The silencer box Entry / Exit pipes must not be modified within 1cm of the box. Internal modifications to the mandatory silencer box are prohibited.

LCB Manifold. Part number – LM 004 SII

Link pipe. Part number – LP 04 B

Silencer box. Part number CLRH 06

ii) Mini Seven and Mini Miglia only;

The mandatory exhaust system must comprise either:

a) One STR 1069, or two for a twin system.

b) A complete RC40 system with both silencers in line (front round - rear oval), or two complete RC40 systems for a twin system. The silencer box Entry / Exit pipes must not be modified within 1cm of the box. Internal modifications to the mandatory silencer boxes are prohibited.

c) One Manifold part number CLRH 06, or two for twin system.

5.16.1.3. It is the Competitors responsibility at all times to ensure the car meets obligatory MSA Regulation [C(b)23] for testing, qualifying or race. MSA 2008 maximum level 105 dBa.

TR.5.17 NUMBERS & CHAMPIONSHIP IDENTIFICATION

5.17.1 Both car and Driver must meet the following requirements of livery during all practice, qualifying and races;

5.17.2 Note the particular requirements of SR.6.2

5.17.3 Two sponsors number panels and windscreen headers as supplied and unaltered. The door panels must be placed squarely on the doors and no further back than the front edge of the door handles. The appropriate windscreen header for the class must be fitted to the top of the front screen.

Competitors are reminded that forward facing competition numbers must be carried in accordance with MSA Regulations

5.17.4 The following sponsors' decals must also be carried on each car (see 5.17.4.9 defining the 'side of the car');

5.17.4.1 One Dunlop decal on each side of the car, in addition to the Sponsors number panels and windscreen headers

5.17.4.2 One Brit Insurance decal each side of the car

5.17.4.3 One Spax decal each side of the car

5.17.4.4 One Mini Magazine decal each side of the car

5.17.4.5 One Corgi Worded decal and one Corgi Dog decal on each side of the car

5.17.4.6 One Piper decal on each side of the car

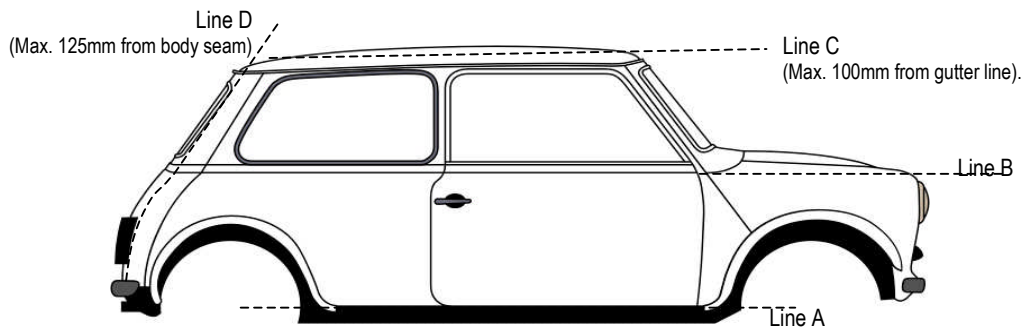
5.17.4.7 One Racecar.com decal on each side of the car

5.17.4.8 One ITS decal on each side of the car

5.17.4.9

The 'side of the car' is defined as follows;

All areas of the rear quarter, A-panel and door above the sill flange (Line A). Plus the area of the front wing below the projection of the bodyline described by Line B, the area of the roof described by Line C and the area of the rear panel described by Line D.
 Note: Even though the side of the car includes the door area, some decals are not permitted on the door.



5.17.5

Drivers names:

i) Mini Se7en and Mini Miglia;

Surname only must appear on each rear quarter light windows, letters in white without background in Helvetica Bold typeface, upper and lower case (i.e. Mini not MINI). The maximum height for the uppercase letter is 100mm. The letters should be fitted 30mm from the lower edge of the window

ii) Mini Se7en S-Class and Mini Miglia S-Class;

The same requirements as for TR5.17.5 i) apply, except the letters are Fluorescent Orange, Pantone reference: 804C2X

iii) Where two Drivers alternate in the same car, the appropriate names may appear on a Perspex panel which must be securely fitted to the inside of the rear quarter light windows of the car. Names must not be defaced with tape etc.

iv) Christian names will only be approved by the Challenge Organisers in cases where more than one Driver with the same Surname registers for the Challenges.

5.17.6

Mini Seven Racing Club has the right to refuse to accept any livery and order repainting if the required standards are not met

SR.6 APPENDICES

SR.6.1 RACE ORGANISING CLUBS AND CONTACTS.

ORGANISERS / PROMOTERS

Mini Seven Racing Club

Mike Jackson
Membership Secretary
345 Clay Lane
South Yardley
Birmingham B26 1ES

Tel/Fax: 0121 707 5881
Website: www.mini7.co.uk
Championship Co-ordinator

David Older
The Robin Hood
364 Common Road
Blue Bell Hill
Kent
ME5 9RJ

Tel: 07778 746532
email: dave.older@speedequipe.co.uk

**Assistant Championship
Co-ordinator
(Race meeting duties)**

Allan Dawkins
Mini Seven Racing Club
375 South End Road
Hornchurch
Essex
RM12 5NA

Tel: 01708 521810

CHAMPIONSHIP SERVICES			
Mini Seven Racing Club Press & Media Services Jeff Carter Motion Works UK Limited 10 High Street, Brackley Northamptonshire NN13 7DT England Tel: +44(0)1280 841 062 Fax: +44(0)1280 841 067 Mobile: +44(0)7799 404962 Email: jeff@motion-works.co.uk	Dunlop Tyres Ltd Michael Butler Dunlop Tyres Ltd Fort Dunlop Birmingham B24 9QT Tel: 0121 306 6000	Eligibility Scrutineer Steve Prior 63 Glebe Road Deanshanger Milton Keynes Bucks, MK19 6LS Mobile - 07763 824161 priorsteve@hotmail.com	Eligibility Scrutineer Owen Hall 20 Stubbs Road Everdon Nr. Daventry Northants NN11 3BN Tel: 01327 361814 Email: oahall@twentystubbs. freeseve.co.uk

Cam Orders & MSA Technical Commissioner Mike Garton 5 Willow Drive Buckingham MK18 7JH Tel/Fax: 01280 822464	S-Class Rear Anti Roll Bars Owen Hall (details above)	S-Class Manifolds & Exhausts Maniflow Tel: 01722 335378 Email: info@maniflow.co.uk	Mini Seven Wheels Minilite [tech Dell] Tel: 01952 620215 Email: bev.minilite@virgin.net
---	--	---	--

RACE ORGANISERS			
BRDC Silverstone Circuit Silverstone Nr Towcester Northants NN12 8TN Tel: 01327 850920 Fax: 01327 850930	BRSCC Homesdale Business Centre Platt Industrial Estate Maidstone Road, Borough Green Kent TN15 8JL Tel: 01732 780100 Fax: 01732 885783	BARC Thrupton Circuit Andover Hants SP11 8PN Tel: 01264 882200 Fax: 01264 882233	NATIONAL SPORTING AUTHORITY Motor Sports Association Motor Sport House Riverside Park Colnbrook Slough SL3 0HG Tel: 01753 681736 Fax: 01753 682938

SR.6.2 COMMERCIAL UNDERTAKINGS

6.2.1 Introduction:

6.2.1.1 The terms of the Commercial Undertakings form part of the contract between the promoters/organisers of this Championship, and the competitor. Registration for and entry into the Championship is conditional upon the competitor meeting these conditions. A breach of any of the Commercial Undertakings may render the competitor ineligible for competition and participation in this championship entirely at the discretion of the Championship Promoters. The onus will be on the competitor to ensure that all persons connected with his/her team are aware of and comply with the requirements of the Commercial Undertakings

6.2.1.2 Acceptance of a registration is at the absolute discretion of the Championship promoters / organisers. Competitors must meet the standards and requirements of the Championship promoters / organisers in respect of previous competition records. A refund either in part or full of the Series Entry Fee for any competitor whose registration is accepted but who fails to participate in all or any of the rounds of the Championship is entirely at the discretion of the championship promoters / organisers and will only be considered in exceptional circumstances

6.2.1.3 The Championship organisers reserve the right to add or vary the Commercial Undertakings at their sole discretion in the interests of promoting the Championship. Such additions or variations will be notified to competitors via an official championship bulletin

6.2.2 Advertising and Vehicle Livery:

6.2.2.1 No tobacco (or associated products) related advertising is permitted in any form in this Championship. Additionally, the display of any names or logos of any products that it is forbidden to advertise on European Union terrestrial television stations is also prohibited

6.2.2.2 No advertising or statements on the race car or the Drivers' race clothing is permitted to conflict with the Championship sponsors without written approval of the Championship promoters. Therefore, no racing cars to carry decals and/or logos of competitors to Dunlop, Mini Magazine, Corgi, Piper, Racecar.com, Brit Insurance, ITC and Spax (i.e. AVO, Ohlins, etc)

6.2.2.3 No advertising or statements on the car, or team vehicles, or on Drivers' race clothing or team clothing is allowed which may reasonably be considered unsuitable or offensive to the promoters / organisers, or their sponsors

6.2.2.4 All cars must carry the Championship Sponsors' Livery and paint / decal requirements in the correct locations, without alteration and without interference

6.2.2.5 Competitors' own race car livery must meet the standards reasonably required by the Championship organisers / promoters having regard to the existing standards and prestige of the championship

6.2.2.6 The Championship promoters reserve the right to refuse entry to the Championship and / or forbid participation or to pay prize monies / bonus awards if the livery does not meet the standards defined in Regulations 6.2.2.1 – 6.2.2.5 above

6.2.2.7 At the start of each event, practice, qualifying practice or race, the cars (including the teams vehicles which are in the paddock) must be clean, smart and in good order. The organisers reserve the right to forbid cars not meeting this requirement from taking part or remove them from the paddock

6.2.3 Promotional Activities:

6.2.3.1 All Drivers required for Podium Presentations should attend without delay, at the place and time specified by the Championship Co-ordinator. Sponsors Caps as determined by the Championship promoters must be worn on the driver's head. Failure to do so may mean forfeiting any Championship Prize Monies / Awards or Points gained at that round

6.2.3.2 Drivers must attend the end of season Awards Ceremony in order to claim their awards formally. Non-attendance may mean forfeiture of awards and / or Prize Monies unless previously agreed with the promoters

6.2.4 Paddock Arrangements:

6.2.4.1 The Paddock areas are intended to be working areas for the preparation of race cars. Space will be extremely limited and the Series promoters will undertake a major planning and parking up exercise to ensure the paddock areas are used effectively. Competitors must follow the instructions contained in the general meeting Paddock plans issued by the race organisers and any detailed Paddock plans issued by the Championship organisers and must comply at all times with the instructions of the staff organising the parking up

6.2.4.2 Detailed information regarding the dimensions of team vehicles may be required by the Championship Organisers and they reserve the right to check these dimensions at any other time

6.2.4.3 Paddock space will be allocated to race car transporters but the admittance of any other team vehicles to the Paddock will only be allowed with the express permission of the Series promoters and only if space allows. In particular other areas outside the paddock will normally be specified for the parking of team motor homes and private cars

- 6.2.4.4 The space allocated to a team in the Paddock is strictly for the preparation of race cars. It is expressly forbidden to use this space as a hospitality or trade site area
- 6.2.4.5 There will be a speed limit of 10 mph in the Paddock at each venue. The only permitted movement of race cars within the Paddock is on the way to and from Scrutineering, to the Assembly Area and on the way back from Parc Ferme unless specifically requested by the meeting or Championship organisers. At such times the car must be under the control of a holder of a full road traffic licence seated in the drivers position. Any motorised team vehicles (including Quad bikes) must only be used by persons holding the appropriate UK driving licence, must keep to circuit roadways and be used only on official race team business. Recreational use is strictly forbidden
- 6.2.4.6 Competitors may be issued with specific times to park up their Race Transporters in the Paddock at each meeting. Arrival outside the set periods is allowed only with the specific approval of the Championship Co-ordinator
- 6.2.4.7 Tailgates on transporters must remain closed unless cars / equipment are being loaded / unloaded. They must not be left across circuit roadways
- 6.2.4.8 Detailed Health and Safety Guidance Notes will be issued to competitors in advance of the first meeting. These must be complied with at all times
- 6.2.5 Hospitality:
- 6.2.5.1 Hospitality / entertaining by way of any form of food / drink is strictly prohibited in paddock areas
- 6.2.5.2 Each team is permitted to provide general catering for team staff / drivers / family members only, up to a figure no greater than the number of personnel passes issued by the series promoters to the team in respect of their entered car(s). Such catering operations can only be conducted in Paddock areas using vehicles granted paddock access by the Series promoters / championship organisers
- 6.2.5.3 Hospitality areas are available at most meetings from the circuit operators, subject to availability, and arrangements must be made in advance with the circuit hospitality department and the appropriate fees paid
- 6.2.5.4 Penalty charges of up to £1000 (+VAT) plus a charge of £25 (+VAT) per head over and above the permissible head count found to be entertained by way of hospitality maybe levied on any team found to be breaking the terms of Regulation 6.2.5. In such circumstances circuit operators may also take separate action.
- 6.2.6 Miscellaneous:
- 6.2.6.1 Competitors are advised that, unless requested otherwise, their information will be stored in a computer retrieval system and may be used to promote the Championship and / or the Series
- 6.2.6.2 The Championship Eligibility Scrutineer and / or his nominated deputy shall be given free and unrestricted access at all times and at any location in order to inspect or measure or impound any component fitted to any car registered in the Championship
- 6.2.6.3 If any round is scheduled to be a race at dusk, competitors will be expected to have the following light systems functioning at all times during practice and racing;
Two forward facing white headlights, two rear facing red tail lights and two rear facing red brake lights. In addition the two side door competition numbers must be lit in order for the numbers to be visible to officials and spectators. Teams may add additional low power lighting for the purpose of identifying their cars at night, providing that these lights do not show red light to the front or white light to the rear of the vehicle or flash / strobe in any way.
Further clarification on the lighting required may be issued in an official championship bulletin prior to the event

SR.6.3 QUALIFICATION RACES

- 6.3.1 If, at the closing date for entries, the number of cars entered exceeds the number of cars able to practice (grid +20%), where possible, a Qualification Race will be held
- 6.3.2 In the event of a Qualification Race being confirmed, each half of the entry will have one qualifying practice session in accordance with SR.3.3 above and the fastest order (to established competitors not having to qualify) will be determined by taking the fastest time alternately from each session
- 6.3.3 The Challenge race grid will be made up of the fastest 50% (rounded up to the nearest whole number) in official timed practice followed by the fastest finishers in finishing order in the Qualification Race to make up the grid
- 6.3.4 Qualification practice will take place as follows. Challenge points scorers entered for an event by the closing date will practice in alternate sessions with the Challenge leader practising in the first session. Challenge second in the second session. Challenge third in the first session and so on. Non-points scorers entered by the closing date will practice in alternate sessions in numerical order. Late entries will practice in alternate sessions in order of receipt of entry with the first received late entry in the alternate session from the highest competition number non-points scorer entered by the closing date

- 6.3.5 Should a qualification race be necessary at either of the first two rounds, practising will take place as follows. All entries entered by the closing date will practice in alternate sessions in numerical order with the lowest competition number entry practising in the first session, second lowest in the second session, third lowest in the first session, and so on. Late entries will practice in alternate sessions in order of receipt of entry with the first received late entry in the alternate session from the highest competition number entry received before the closing date

MINI SE7EN

National Championships

1966	Bob Fox	1989	Steve Cooper*
1967	Bob Fox	1990	Bill Sollis*
1968	Mick Osborne	1991	Bill Sollis*
1969	Paul Gaymer	1992	Mike Jackson*
1970	Len Brammer	1993	Tina Cooper*
1971	Graham Wenham	1994	Ian Curley
1972	Reg Armstrong	1995	Mike Jackson*
1973	Mick Moss	1996	Phil Manser*
1974	Chris Tyrrell	1997	Steve Bell
1975	Graham Wenham	1998	Matthew Hayman
1976	Graham Wenham	1999	Dave Braggins
1977	Martin Goodall	2000	Dave Braggins
1978	Steve Hall	2001	Tim Sims *
1979	Patrick Watts	2002	Tim Sims
1980	Jonathan Lewis	2003	Tim Sims
1981	Gary Hall	2004	James Hall
1982	Gerald Dale	2005	Paul Thompson
1983	Chris Gould	2006	Andrew Deviny
1984	Chris Gould	2007	Max Hunter
1985	Russell Grady	* Overall Champion Award:	
1986	Chris Tyrrell	To the Mini Se7en or Mini Miglia	
1987	Chris Tyrrell	Champion who has the highest	
1988	Malcolm Joyce	end of season points score.	
		Award was a Mini Cooper.	

Winter Series

1971	Mick Collard
1972	David Sambell
1973	Geoff Gilkes
1974	Geoff Gilkes
1975	Graham Wenham
1976	Bob Addison
1977	Richard Hamlyn
1978	Jim McDougall
1979	Roy Finlay
1980	Gerald Dale
1981	Richard Hamlyn
1982	Chris Gould
1983	Chris Gould
1984	Chris Gould
1985	Steve Mole
1986	Bill Sollis
1987	Bill Sollis
1988	-
1989	Alan Rogers
1990	-
1991	Kelly Rogers
1992	Kelly Rogers
1993	Ian Curley
1994	Kelly Rogers + Matthew Hayman
1995	Dave Braggins
1996	James Hayman
1997	Alan Waite
1998	Dave Banwell
1999	Ian Deviny
2000	Andrew Deviny
2001	James Winniffrith
2002	Andy Hack
2003	Nick Tandy
2004	-
2005	-
2006	-
2007	-

Novices Award

1973	Hugo Shipley
1974	John West
1975	Jeremy Wheatley
1976	Chris Lewis
1977	Tristan Batch
1978	Rob Selby
1979	Jonathan Lewis
1980	Derek Miller + Peter Lawton
1981	Mark Cinnamon
1982	Barbara Cowell
1983	Jeremy Omerod
1984	Dave Banwell
1985	Bill Sollis
1986	Alan Jackson
1987	Steve Cooper
1988	Andy Hack
1989	Bill Boyle
1990	Niven Burge
1991	Tim Stanbridge
1992	Shaun King
1993	Matthew Hayman
1994	John Pearson
1995	James Hayman
1996	Paul Woodbridge
1997	Sarah Munns
1998	Tom Francis
1999	Peter Weston
2000	Duncan Emmett
2001	James Loukes
2002	Max Hunter
2003	Lewis Selby
2004	Alex Myall
2005	Lee Jones
2006	Ricky Horne
2007	Thomas Knight

MINI MIGLIA

National Championships

1989	Myk Cable
1990	Owen Hall
1991	Myk Cable
1992	Myk Cable
1993	Ian Gunn
1994	Chris Lewis*
1995	Chris Lewis
1996	Stewart Drake
1997	Bill Sollis*
1998	Ian Curley*
1999	Ian Curley*
2000	Peter Baldwin *
2001	Peter Baldwin
2002	Chris Lewis
2003	Peter Baldwin
2004	Peter Baldwin
2005	Peter Baldwin
2006	Bill Sollis
2007	Andrew Hack
	* Overall Champion Award:
	To the Mini Se7en or Mini Miglia
	Champion who has the highest
	end of season points score.
	Award was a Mini Cooper.

Winter Series

1973	Kelvin May
1974	Gary Cashman
1975	John Davies
1976	Bryan Dugdale
1977	Peter Calver
1978	Paul Earley
1979	Keith Vinycomb
1980	Bryan Slark +Marco Del Pizzo
1981	Gordon Pocock
1982	Miles Johnston
1983	Brian Quinn
1984	Grant Munday
1985	Mark Jones
1986	Richard Collins
1987	Owen Hall
1988	Steve Holtom
1989	Eamonn Moran
1990	Bob Pearson
1991	Jonathan Lee
1992	Steve Blunt
1993	Jonathan Lloyd
1994	Nick Reynolds
1995	David Lawrence
1996	David McGuinness
1997	Tony Higgins
1998	Endaf Owens
1999	Stephen Dalby
2000	Adrian Young
2001	Andrew Howard
2002	Paul Simmonds
2003	-
2004	Phil Anning
2005	Keith Allington
2006	Paul Baird
2007	Andrew Worsley